



The data.europa.eu collaboration channel

Community guidelines

Contents

Introduction.....	3
Rules of conduct	4
Navigating through the collaboration channel.....	6
Frequently asked questions	11

Introduction

These guidelines are here to help you understand the purpose of this collaboration channel, navigate it effectively and make the most of its potential to connect with the wider European data community.

About data.europa.eu

Data.europa.eu is the official portal for European data, bringing together datasets and information from EU institutions, agencies and bodies, along with national, regional and local public administrations. Open data is a key driver for innovation, economic growth and transparency, empowering citizens, businesses and researchers alike.

Why this community?

Every day, civil servants, private sector professionals, researchers, journalists and open data enthusiasts visit data.europa.eu. To foster collaboration across these diverse profiles, this channel provides a dedicated space for members to:

- connect with peers across sectors and disciplines;
- exchange best practices, challenges and opportunities;
- co-create a thriving open data ecosystem.

Our mission

The data.europa.eu collaboration channel is a safe and inclusive space for data providers and reusers to engage in discussions, share experiences, and stay informed about the evolving open data landscape.

The following community guidelines will help you navigate this space and ensure a productive, respectful and engaging experience for all members.

Rules of conduct

To ensure a safe and trustworthy space for our community and help all users have the best experience possible, please follow these main rules of conduct. Be aware that we reserve the right to withhold from publishing or delete any content that does not respect the collaboration channel guidelines.

Be relevant

Our community is intended to provide a space for anyone interested in open data to share helpful and relevant information or experiences. The content you submit should always be relevant to the topics and conversations you participate in.

Contact us if you are not sure which conversation your content fits best.

Be respectful

We value open discussion and the diversity of your opinions. Just remember, you may disagree with someone, but to maintain a welcoming environment, you should never disrespect or harass other users. Below are some important guidelines in particular.

- Do not engage in posting comments that are hateful, disrespectful or defamatory. This especially refers to any content that is intolerant on the basis of race, nationality, ethnicity, gender, religion, sexual orientation, disability or age.
- Refrain from using obscene language and sharing any content that includes graphic violence or nudity.
- Do not spam the discussion page, and refrain from using multiple accounts to drown out other people's opinions.
- Do not impersonate other people or organisations.

Your rights to privacy

Respecting users' privacy is important to us, and every member of our community is entitled to keep their private details away from the public. That is why we urge the following.

- Do not spam users with requests for their contact details.
- Do not post links to any phishing or malware websites.

- Never share other users' private information on the forum. It is up to every member of the community to decide if they wish to make their contact details public.

Respect intellectual property rights

We take innovation and intellectual property rights seriously. Because of that, we will not tolerate the misuse of other people's work. This includes any violation of copyright, trademark, intellectual property or other legal rights. For more information, you can read [our legal notice](#).

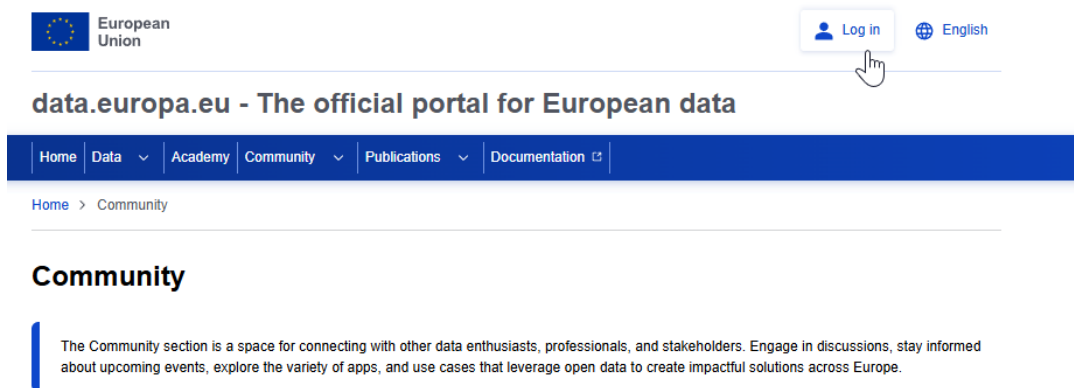
Navigating through the collaboration channel

How to join the collaboration channel

To join this community, log in to your personal space on data.europa.eu. If you do not have an account, you will have to create one using EU Login.

1. Creating your account

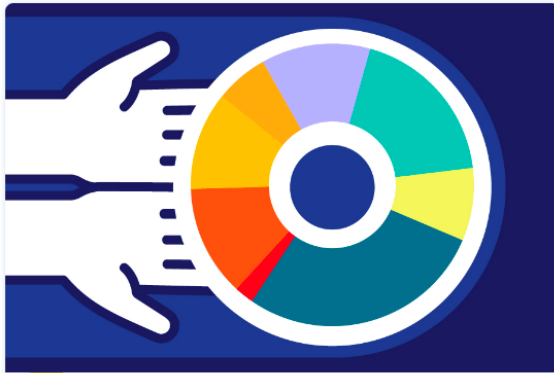
- A login button will be visible at the top right corner of the page, unless the user is already logged in.




- After clicking the login button, users should be redirected to the EU Login page.
- Afterwards, users are prompted to either sign in to an existing EU Login account or to create a new account by clicking the 'Create an account' button.
- Clear instructions on how to create an EU Login account can be found on the '[EU Login help](#)' page.

2. Joining your group

After you are logged in, you can request to join one of two groups.



Data providers



Data reusers

Data providers. This is a **restricted** group designated to data providers who make their data available on data.europa.eu. If you are an official representative from supranational, national, regional and local public administrations, you can request access via the 'Join' button. The community managers will analyse your request, and if appropriate, you will be admitted in due course.

Data reusers. This is an **open** group for all users, and we also invite data providers to join and connect with data reusers. Data reusers are individuals or entities who access and use data for various purposes. This group encompasses a diverse range of users, including non-governmental organisations, international organisations, private sector companies, academic institutions, students and more. You can freely join the 'Data reusers' group by simply clicking the blue 'Join' button located in the discussions tab.

Join

In order to comment on the discussions platform.

How to contribute

After joining the chosen group, users can contribute to the discussion in multiple ways.

1. Joining and following topics

Topics are specific areas of interest for a given group (data providers or data reusers) and encompass multiple conversations on the given topic.

- You can join and follow topics with notifications via email or by receiving notifications via the personal space of data.europa.eu.

[Home](#) > [Community](#) > [Discussions](#) > [Data reusers](#) > Shaping the data.europa academy

Shaping the data.europa academy

+ Follow

Your opinion on how to improve our [data.europa academy](#) is very important for us. Feel free to add your questions, come up with proposals for trainings, and exchange with your peers other useful materials. Let's make your learning dynamic and engaging!



- If needed, you can also propose **new topics** for the group. Your proposal is sent to the community managers for consideration.

2. Contributing to or proposing conversations

Conversations are threads within a given topic where you can find interactions or dialogues between users of a given group (data providers or data reusers).

- You can contribute to already-created conversations on a given topic.
- To suggest a new conversation users can click on the 'Propose a conversation' button located at the top of the respective group's conversation page.

A screenshot of a user interface element. At the top left is a blue button with a white plus sign and the text '+ Propose a conversation'. To its right is the text 'Propose new content on the discussions platform.' Below these elements is a search bar with the placeholder text 'Search' and a magnifying glass icon on the right side.

- This opens a contact form which allows the user to send a request for a new conversation.

The image shows a form for creating a conversation. At the top, there is a text input field labeled "Conversation title" with a red asterisk indicating it is required. Below this is a large text area labeled "Body" which includes a rich text editor toolbar. The toolbar contains icons for undo, redo, paragraph style selection, bold, underline, italic, link, list, quote, indent, and alignment. A link labeled "About text formats" with a help icon is located at the bottom right of the body area.

- The proposal is then sent to the community managers for consideration (this does not apply to the members of the data providers group – they are allowed to add a new conversation in their community without any validation from the community managers).

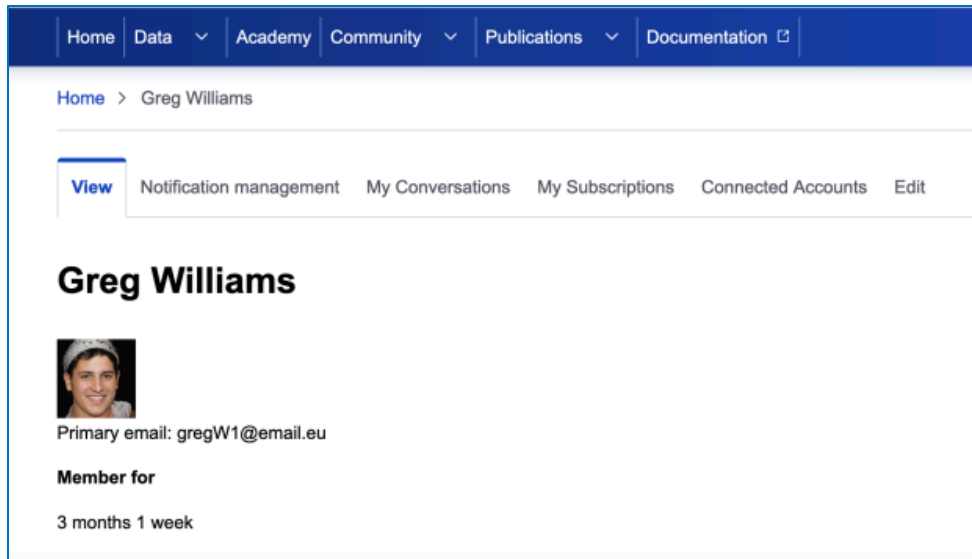
3. Adding comments

You can comment on each conversation and reply to your peers.

- Users can reply to comments by clicking the 'Reply' button located under the chosen comment.
- You can reply to, like or report a comment.
- Users can share a selected comment by clicking the 'Share a comment' button located under the author's username.

How to receive updates

When successfully logged in, you can access 'Notification management' via 'My account'. In 'Notification management' you can activate or change your notification preferences.



In the personal dashboard users can:

- edit their profile information, including their:
 - profile picture,
 - personal social media account links,
 - profile description;
- see conversations and topics they have proposed and manage their subscriptions;
- set configurations and alerts, including:
 - configuring notifications (on-page or by email) for topics and conversations they follow,
 - marking notifications as read or deleted.

Frequently asked questions

Here are some of the most common questions you may have while using our collaboration channel. Feel free to contact us if you need additional help or information.

Q: How do I create an EU Login account?

For instructions on how to successfully create an EU Login account, please refer to the '[How do I create my EU Login account?](#)' page.

Q: What is the difference between data providers and data reusers?

Data providers are official representatives from supranational, national, regional and local public administrations who make their data available on data.europa.eu. Data reusers are individuals or entities who access and use this data for various purposes.

Q: How do I create my own topic?

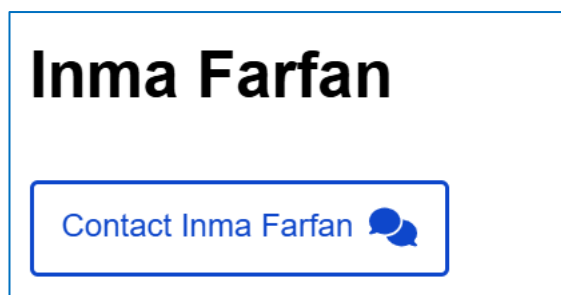
First, we invite you to navigate through the existing topics, which may respond to your needs. If this is not the case, you can propose a new topic or a conversation by contacting our community managers. Simply select 'Propose topic' as the reason for contacting us, and we will take a look at your proposal.

Q: How can I keep my personal information confidential?

To manage your information displayed to other users, you will need to navigate to your profile dashboard. You can find it by clicking on your username in the top right corner of our page. Then, all you need to do is click 'Edit', choose which information should be public and if you wish to be contacted by other users, and click 'Save'.

Q: How do I reach out to another user outside the collaboration channel?

If you want to continue a conversation with another user outside the community, you can click on their username and request their contact details via a dedicated form.



Then, the other user receives a notification and decides whether they wish to share their private information with you.

Keep in mind that some users might not want to share their contact details and decide to disable the option to request their contact details.