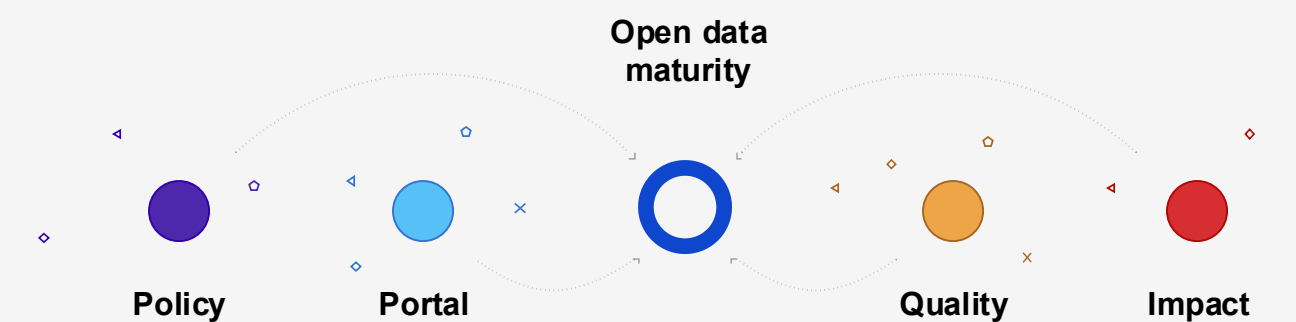


Country factsheets

2025 Open Data Maturity Report



This study has been prepared as part of the [European Data Portal](https://data.europa.eu) (data.europa.eu). The European Data Portal is an initiative of the European Commission and is the official portal for European data. The Publications Office of the European Union manages the European Data Portal.

European Commission

Directorate-General for Communications Networks, Content and Technology
Unit G.1 – Data Policy and Innovation
Email: CNECT-G1@ec.europa.eu

European Data Portal

Email: info@data.europa.eu

Authors – Capgemini Invent

Martin Page PhD
Arman Behrooz
Ben Yasin Presse
Isa Waalewijn

Disclaimer

The views set out in this publication are those of the authors and do not necessarily reflect the official opinion of the Commission. The Commission does not guarantee the accuracy of the data included in this study. Neither the Commission nor any person acting on the Commission's behalf may be held responsible for the use that may be made of the information contained therein.

Luxembourg: Publications Office of the European Union, 2025
© European Union, 2025



The Commission's reuse policy is implemented under Commission Decision 2011/833/EU of 12 December 2011 on the reuse of Commission documents (OJ L 330, 14.12.2011, p. 39, ELI: <http://data.europa.eu/eli/dec/2011/833/oj>). Unless otherwise noted, the reuse of this document is authorised under the Creative Commons Attribution 4.0 International (CC BY 4.0) licence (<https://creativecommons.org/licenses/by/4.0/>). This means that reuse is allowed, provided appropriate credit is given and any changes are indicated.

Table of content

EU Member States

- Belgium
- Bulgaria
- Czechia
- Denmark
- Germany
- Estonia
- Ireland
- Greece
- Spain
- France
- Croatia
- Italy
- Cyprus
- Latvia
- Lithuania
- Luxembourg
- Hungary
- Malta
- Netherlands
- Austria
- Poland
- Portugal
- Romania
- Slovenia
- Slovakia
- Finland
- Sweden

EFTA countries

- Iceland
- Norway
- Switzerland

Candidate countries

- Albania
- Bosnia and Herzegovina
- Montenegro
- North Macedonia
- Serbia
- Ukraine

Open data maturity

2025 country factsheet

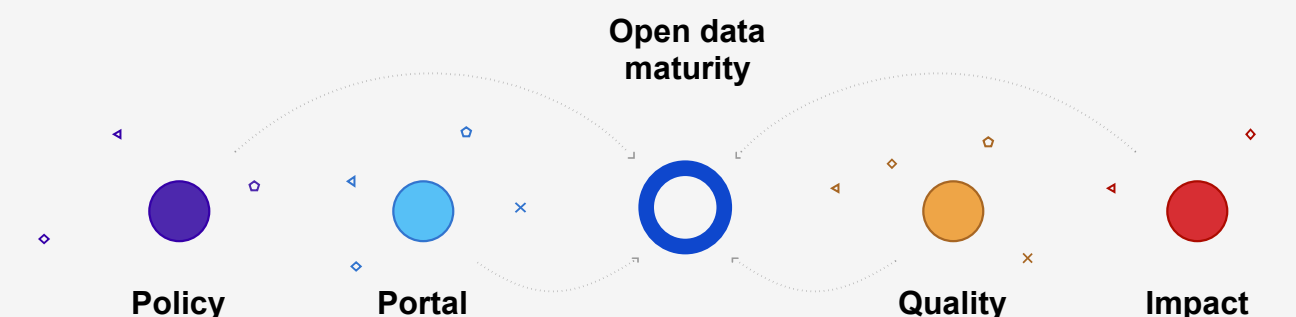
State of play at a glance

Belgium's open data activities in the past year centred on technical upgrades and decentralised engagement. A new version of the national portal, data.gov.be, was launched, accompanied by the publication of high-value datasets. The focused improvements to metadata quality included implementing enhanced SHACL validation and the mapping of non-DCAT metadata to the DCAT-AP standard. Various activities at the local and regional levels contributed to the broader open data ecosystem.



Explore more open data maturity insights online at:

<https://data.europa.eu/en/open-data-maturity/2025>



Assessment methodology

Open data maturity is measured on four thematic dimensions: policy, portal, quality and impact. Each dimension contributes an equal 25 % towards the overall maturity score.



Policy
Investigates the open data policies and strategies in place in the countries, the national governance models for managing open data and the measures applied to implement those policies and strategies.



Portal
Investigates the functionality of national open data portals, the extent to which users’ needs and behaviour are examined to improve the portal, the availability of open data across different domains and the approach to ensuring the portal’s sustainability.

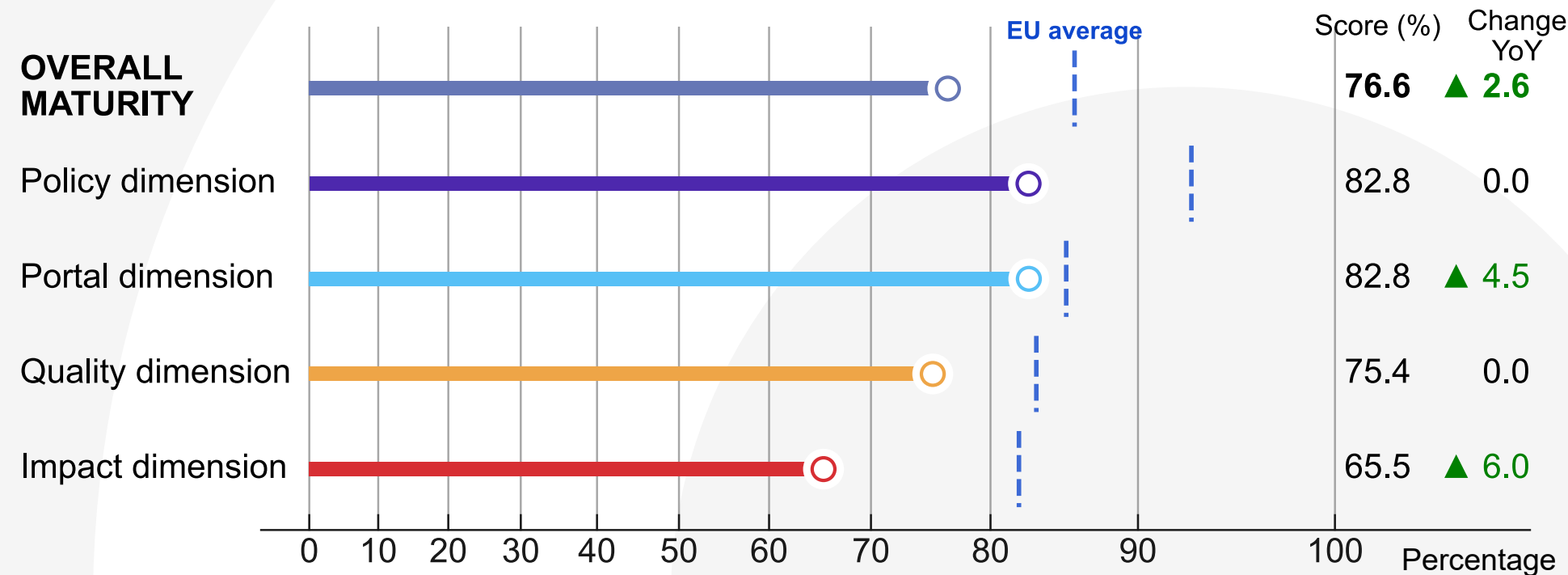


Quality
Investigates the measures adopted by portal managers to ensure the systematic harvesting of metadata, the monitoring of metadata quality and compliance with the DCAT-AP metadata standard and the quality of the deployment of the published data on the national portal.

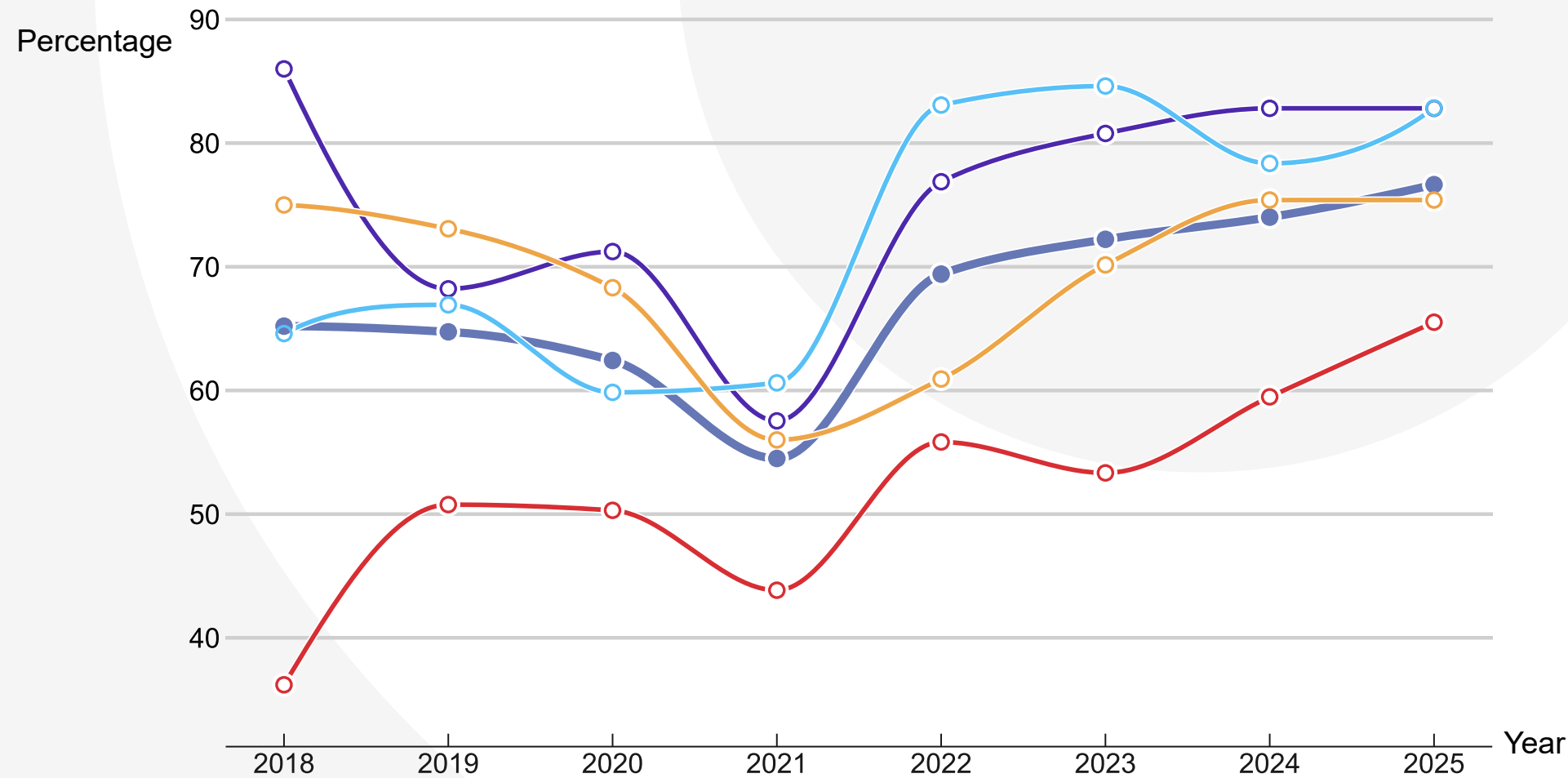


Impact
Investigates how well countries define and measure data reuse, the steps taken to assess reuse and user needs and the presence of reuse examples in the domains of government, society, the environment and the economy.

2025 maturity scores of Belgium

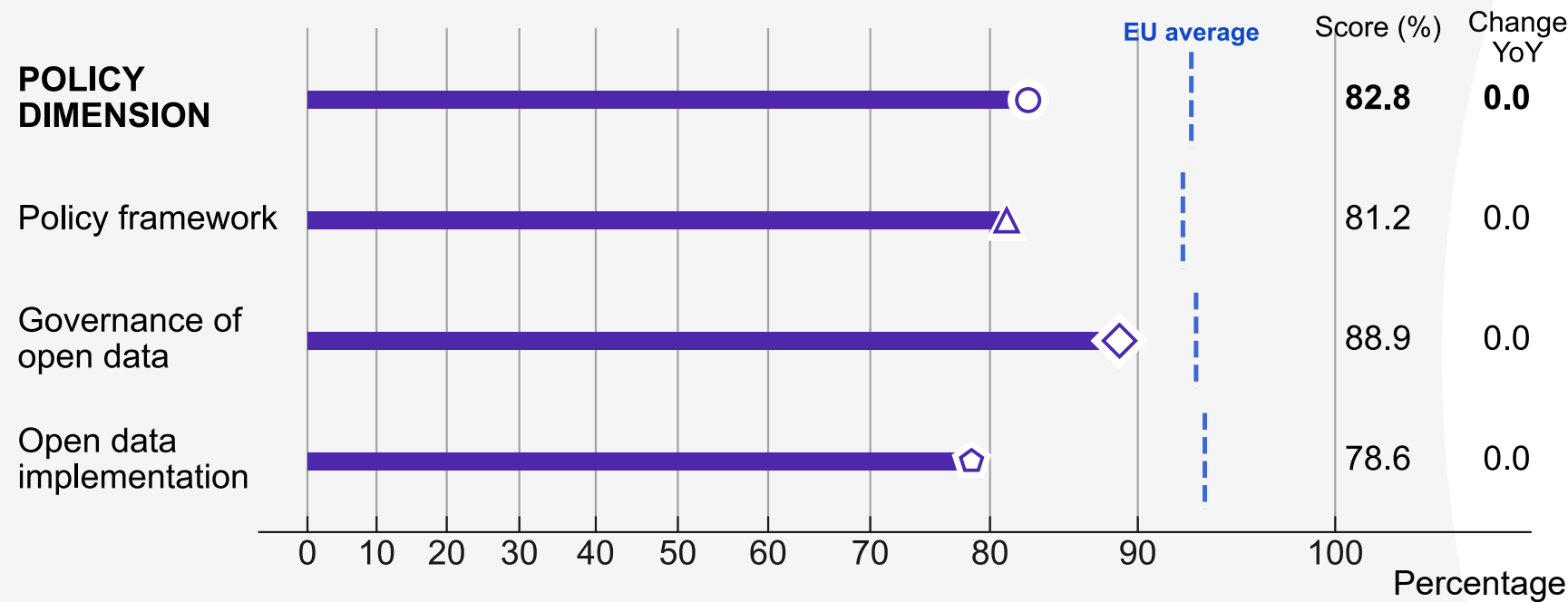


Maturity scores of Belgium over time






Policy dimension

2025 policy maturity scores of Belgium

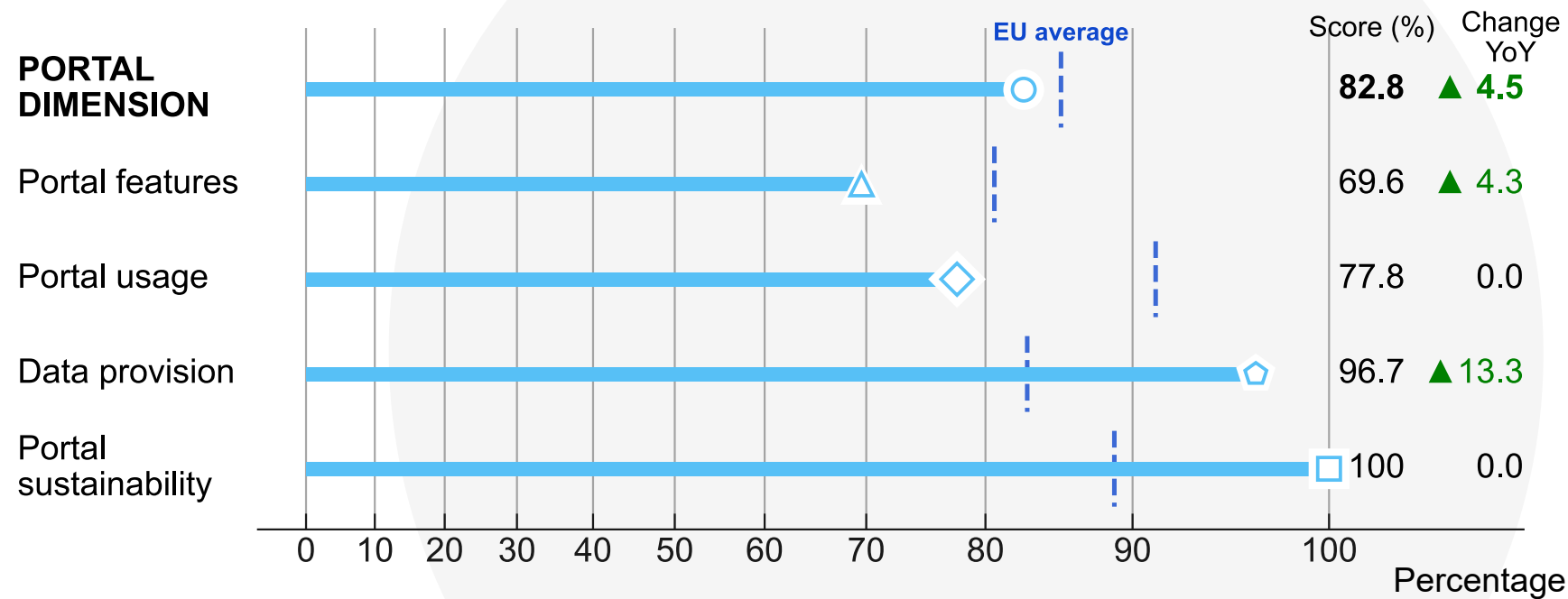


Key questions




- Does the national open data policy/strategy include an action plan?  Yes
- To what degree do local/regional public bodies conduct open data initiatives?  All
- Are there processes to ensure that the open data policies/strategy are implemented?  Yes

Portal dimension

2025 portal maturity scores of Belgium

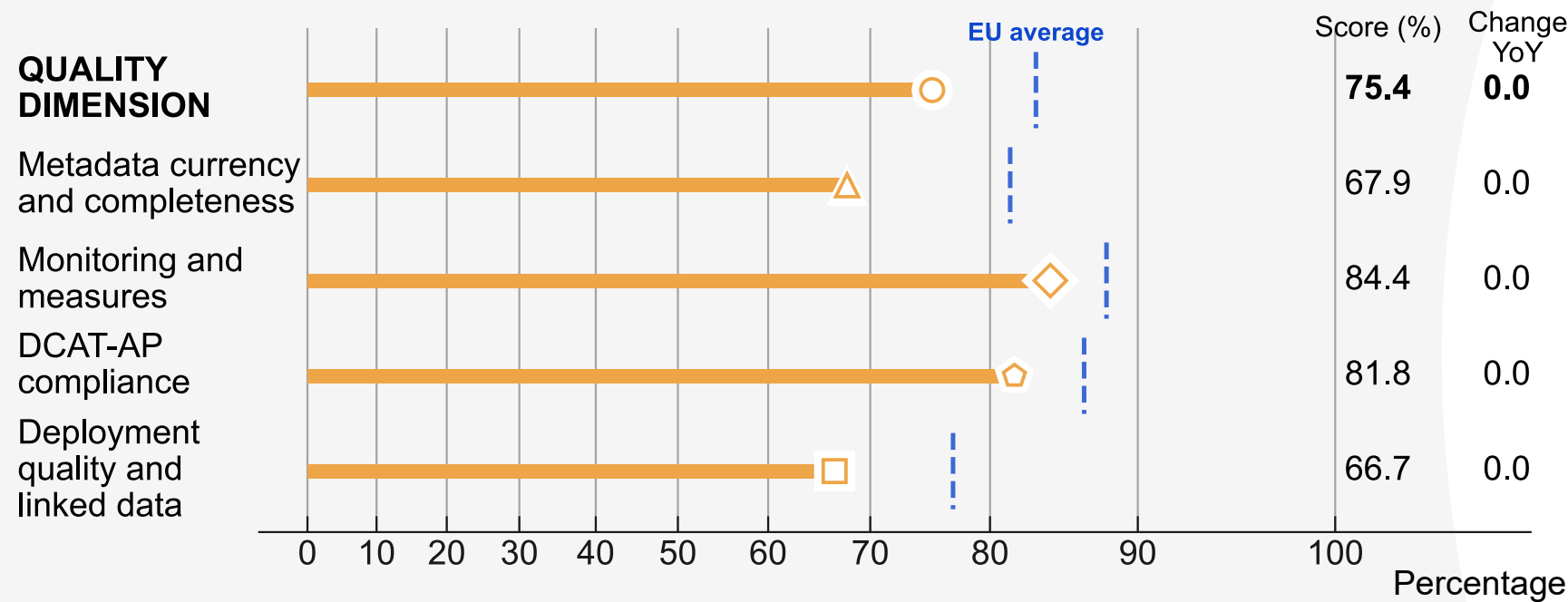


Key questions




- Do you monitor the portal's traffic?  Yes
- To what degree do public sector data providers contribute data to the portal?  Majority
- Does the national portal allow users to see what data exists but cannot be made available as open data?  Yes

Quality dimension

2025 quality maturity scores of Belgium

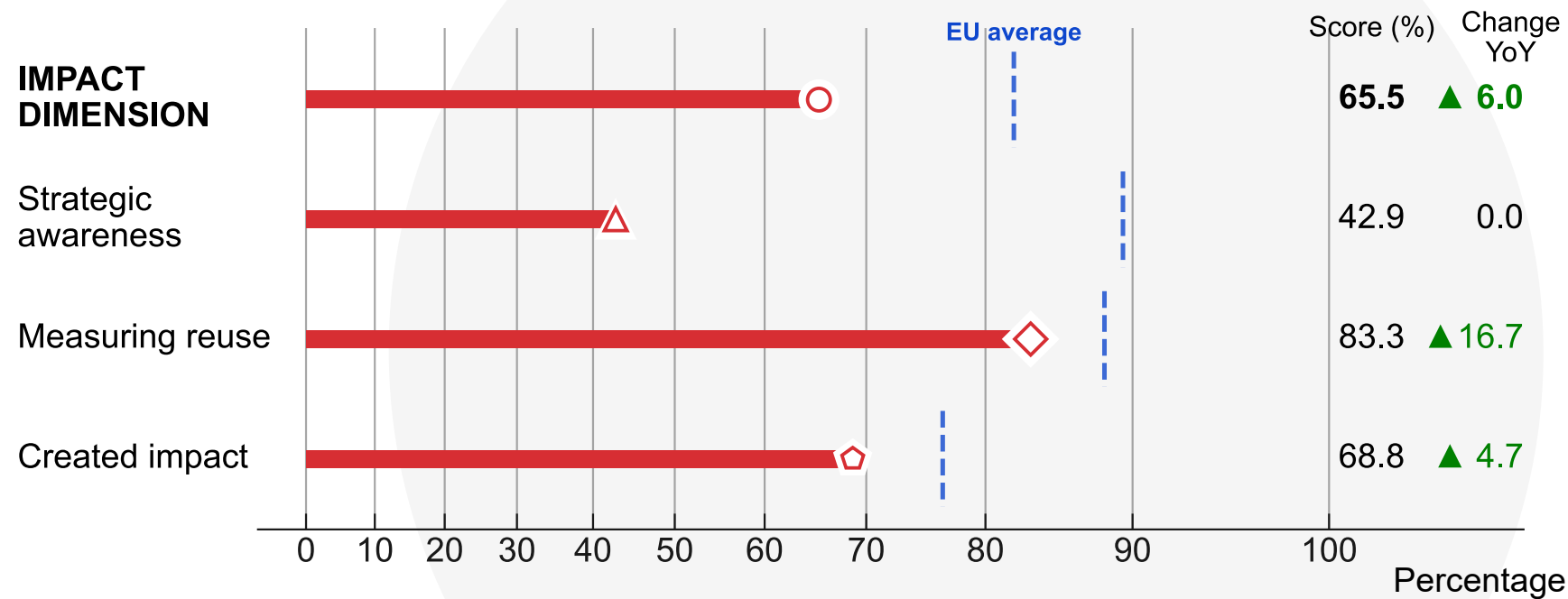


Key questions




- Do you monitor the quality of the metadata available on your portal?  Yes
- Do you set any standards on metadata quality that data providers must abide by?  Yes
- Do you use a model to assess the quality of deployment of data in your country?  Yes

Impact dimension

2025 impact maturity scores of Belgium



Key questions

- Do you have a definition of open data reuse in your country?  Yes
- Are there any processes in place to monitor the level of reuse of your country's open data?  Yes
- Do you have a methodology in place to measure the impact of open data?  No

Open data maturity

2025 country factsheet

State of play at a glance

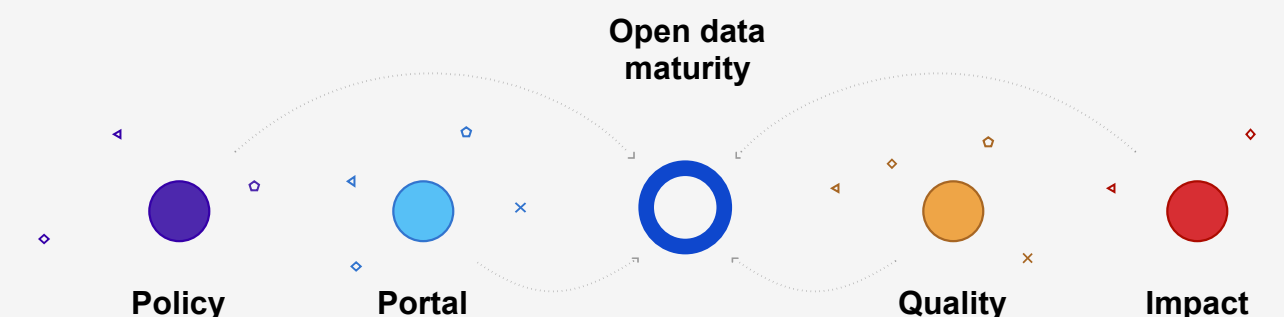
Bulgaria advanced its open data framework through the adoption of the National Digital Transformation Roadmap (2024–2030), which prioritises the release of high-value datasets and alignment with DCAT-AP 2.0. The national portal data.egov.bg was upgraded with a new API gateway, single sign-on for publishers and public dashboards displaying usage statistics, while the total number of published datasets exceeded 10 000. A national datathon and the launch of new geospatial data services further supported reuse.

In parallel, Bulgaria fulfilled commitments under the Fourth National Action Plan for the Open Government Partnership (2022–2024) and initiated the drafting of a new plan with input from public institutions and civil society. Technical specifications for a portal upgrade were submitted to the e-Government Agency, including the introduction of a thematic category for high-value datasets in line with Implementing Regulation (EU) 2023/138. These specifications also cover the transition to a metadata structure compliant with Bulgarian DCAT-AP.



Explore more open data maturity insights online at:

<https://data.europa.eu/en/open-data-maturity/2025>



Assessment methodology

Open data maturity is measured on four thematic dimensions: policy, portal, quality and impact. Each dimension contributes an equal 25 % towards the overall maturity score.



Policy
Investigates the open data policies and strategies in place in the countries, the national governance models for managing open data and the measures applied to implement those policies and strategies.



Portal
Investigates the functionality of national open data portals, the extent to which users' needs and behaviour are examined to improve the portal, the availability of open data across different domains and the approach to ensuring the portal's sustainability.

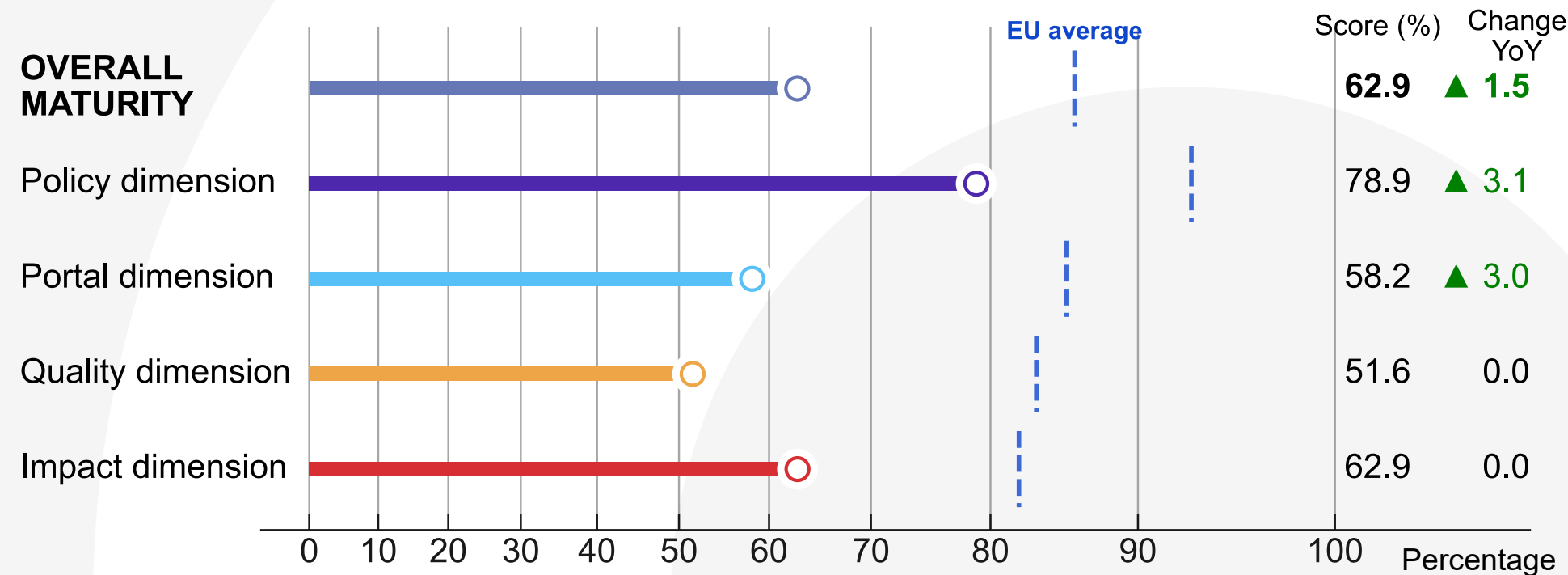


Quality
Investigates the measures adopted by portal managers to ensure the systematic harvesting of metadata, the monitoring of metadata quality and compliance with the DCAT-AP metadata standard and the quality of the deployment of the published data on the national portal.

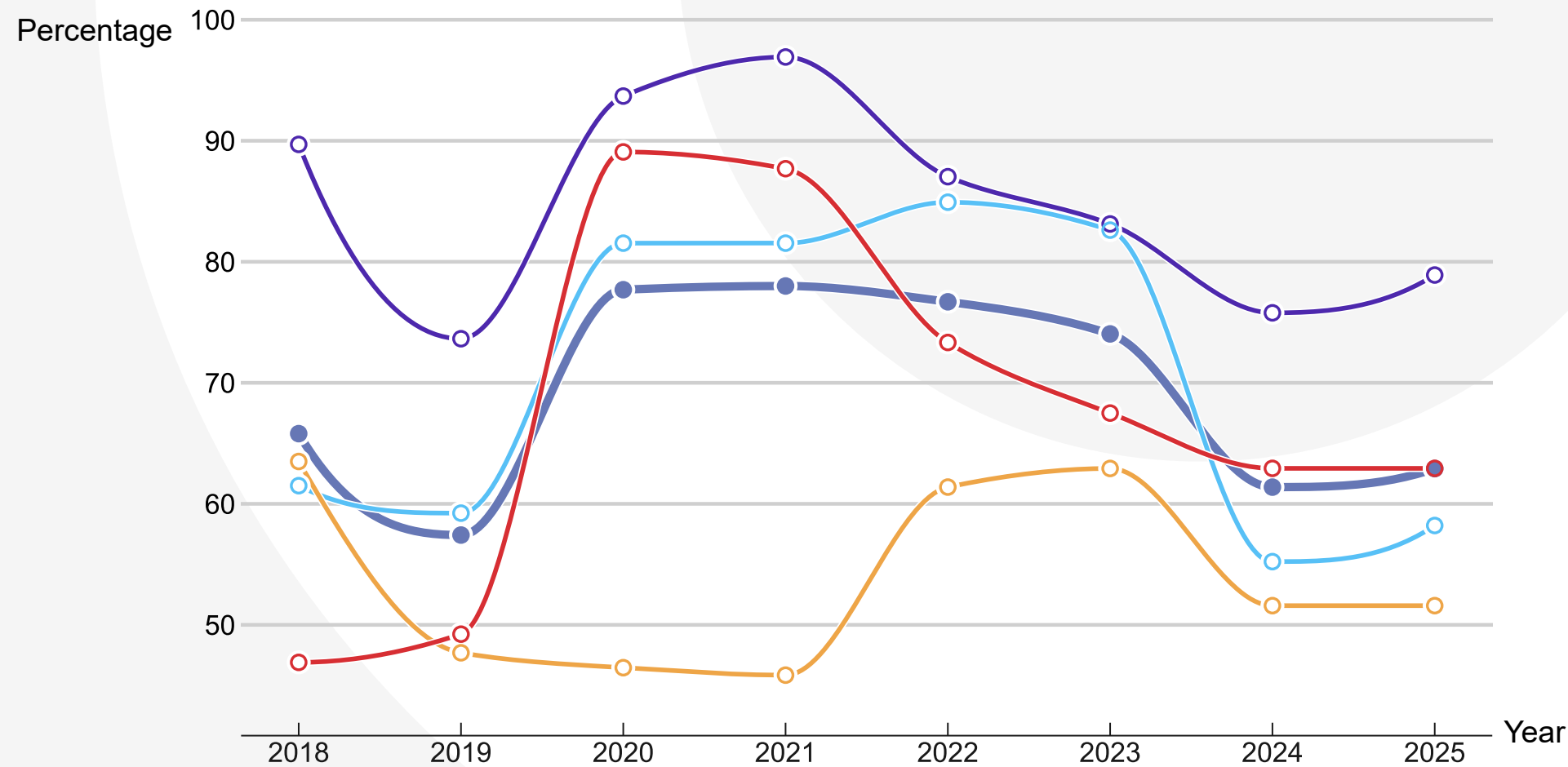


Impact
Investigates how well countries define and measure data reuse, the steps taken to assess reuse and user needs and the presence of reuse examples in the domains of government, society, the environment and the economy.

2025 maturity scores of Bulgaria

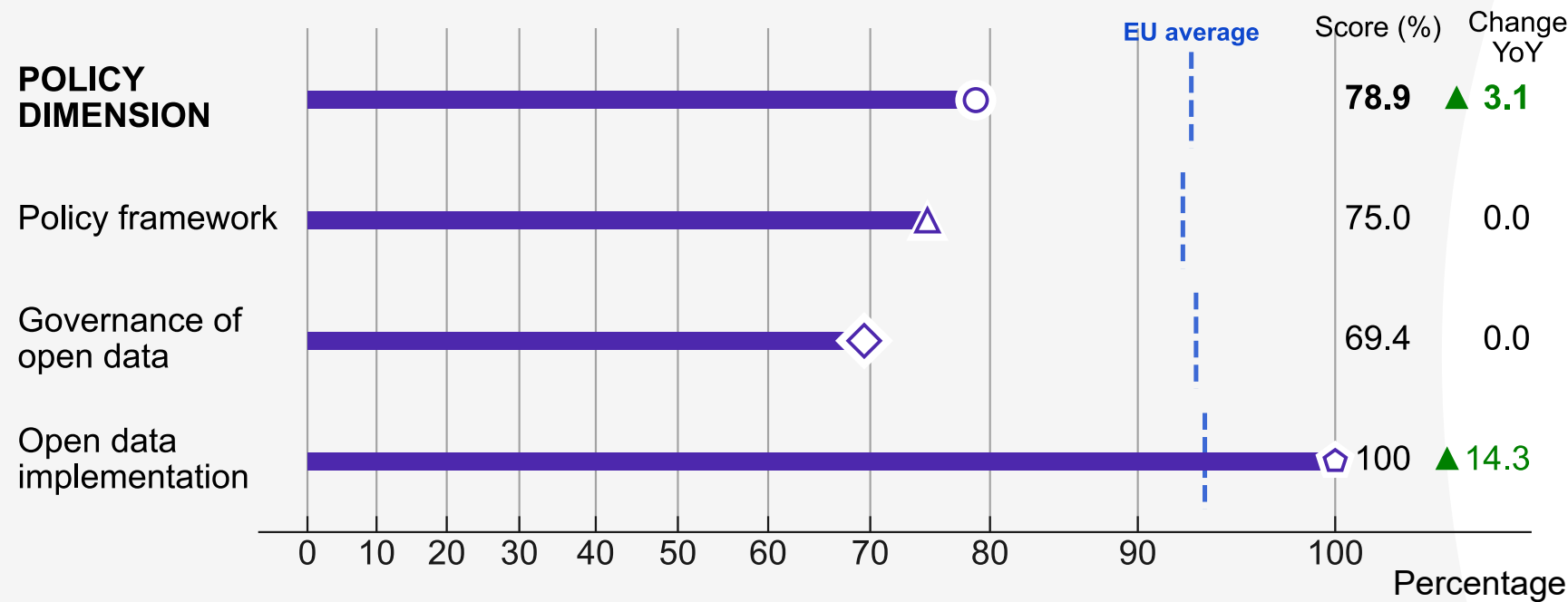


Maturity scores of Bulgaria over time






Policy dimension

2025 policy maturity scores of Bulgaria

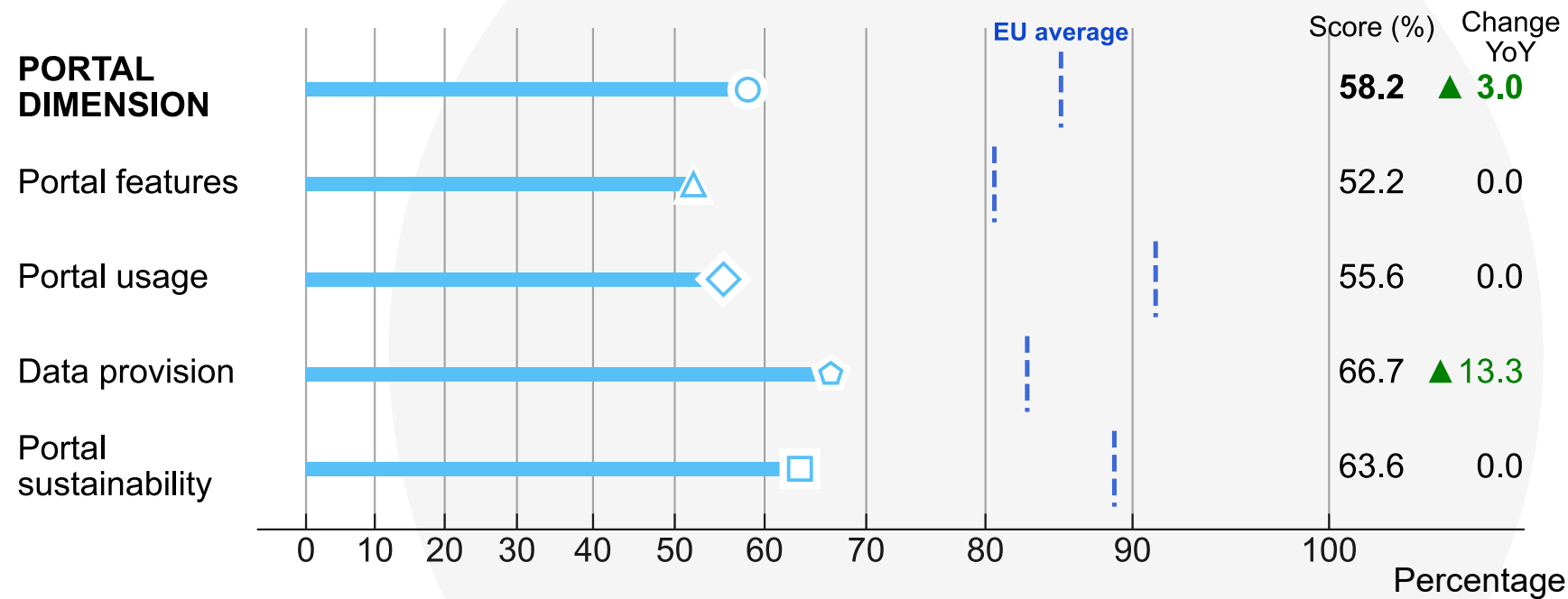


Key questions




- Does the national open data policy/strategy include an action plan?  Yes
- To what degree do local/regional public bodies conduct open data initiatives?  Few
- Are there processes to ensure that the open data policies/strategy are implemented?  Yes

Portal dimension

2025 portal maturity scores of Bulgaria

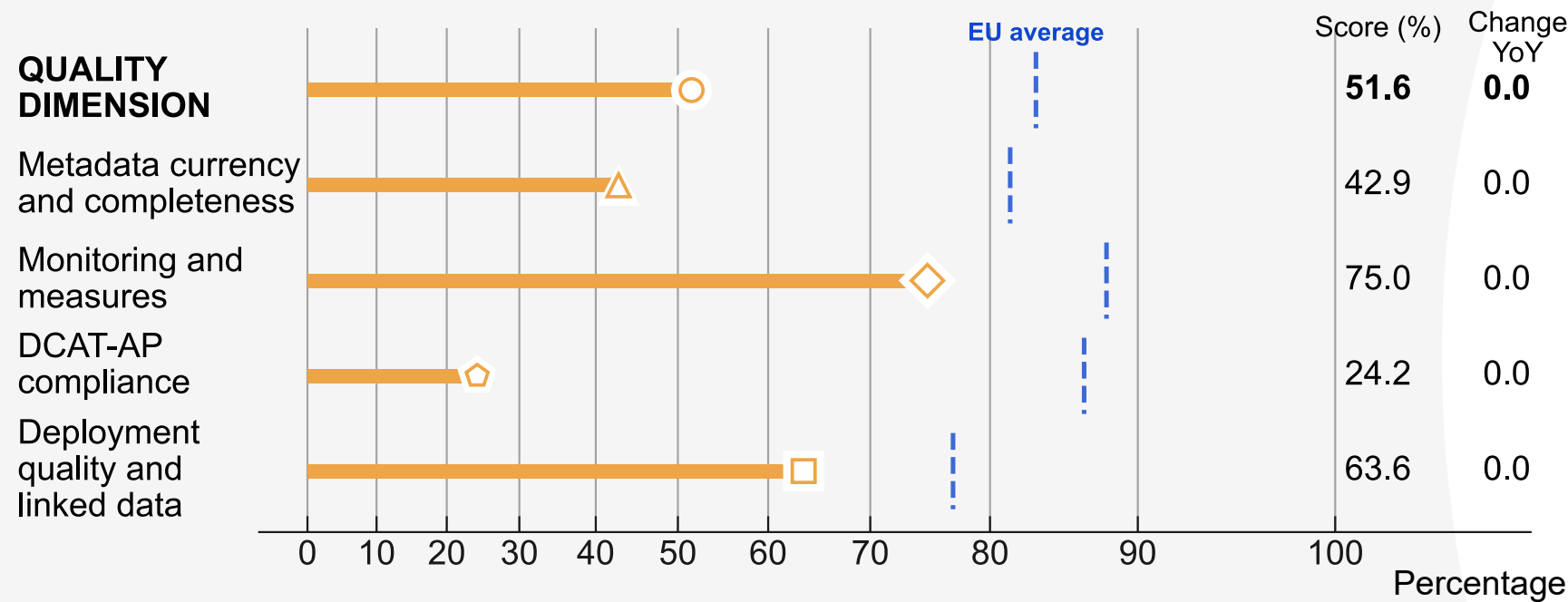


Key questions




- Do you monitor the portal's traffic?  Yes
- To what degree do public sector data providers contribute data to the portal?  All
- Does the national portal allow users to see what data exists but cannot be made available as open data?  No

Quality dimension

2025 quality maturity scores of Bulgaria

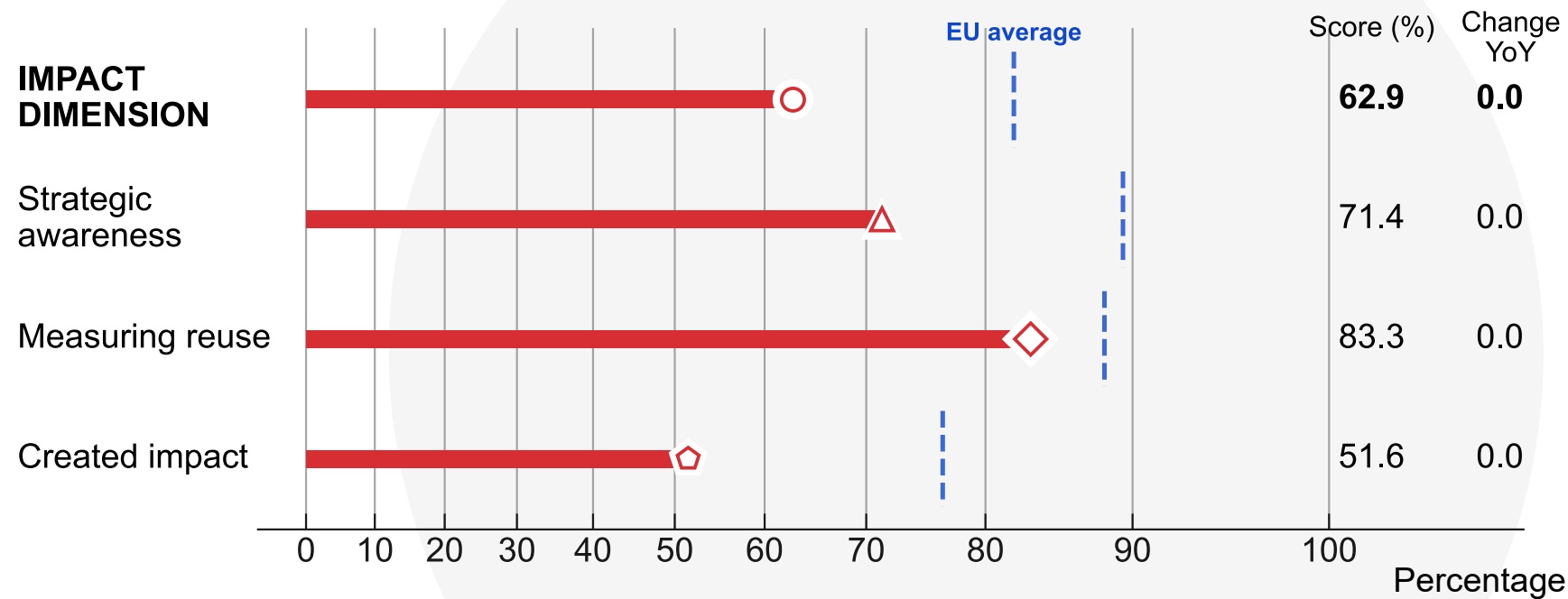


Key questions




- Do you monitor the quality of the metadata available on your portal?  Yes
- Do you set any standards on metadata quality that data providers must abide by?  Yes
- Do you use a model to assess the quality of deployment of data in your country?  No

Impact dimension

2025 impact maturity scores of Bulgaria



Key questions

- Do you have a definition of open data reuse in your country?  Yes
- Are there any processes in place to monitor the level of reuse of your country's open data?  Yes
- Do you have a methodology in place to measure the impact of open data?  No

Open data maturity

2025 country factsheet

State of play at a glance

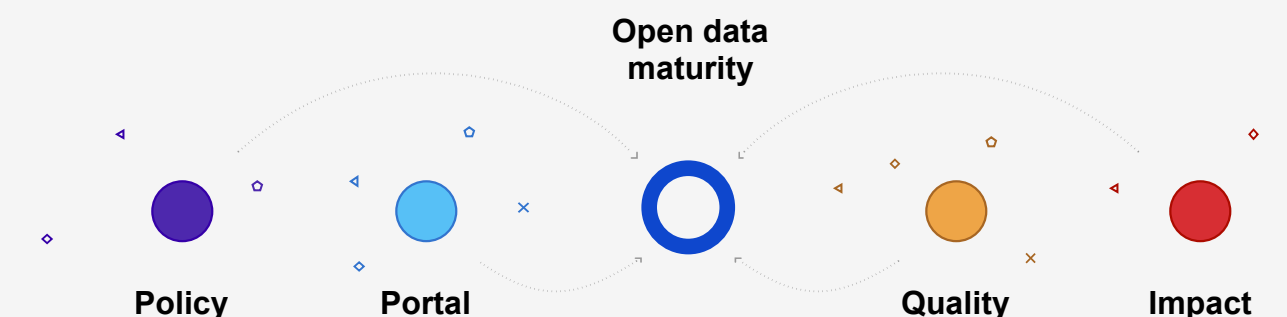
Czechia's open data landscape has seen increased engagement from local governments, which have joined central level working groups and established their own groups to exchange practices. County-level portals now feature user-oriented dashboards and visualisations, and host hackathons to promote reuse and literacy.

The Strategy for Data Management in Public Administration, approved in 2024, sets open data sharing as a core requirement for central authorities and embeds data governance within the Czech eGovernment framework. Catalogue improvements include the integration of labels for high-value datasets (HVD) and dynamic data. Metadata interoperability has been strengthened through updates to the Czech DCAT-AP-CZ profile, aligned with DCAT-AP 3.0 and DCAT-AP-HVD, alongside the development of formal standards for selected datasets. Meteorological data publication has expanded following new legislation, and most required high-value datasets have been released. The annual open data impact report indicates an increase in data literacy, along with growing use in open data among journalists and students.



Explore more open data maturity insights online at:

<https://data.europa.eu/en/open-data-maturity/2025>



Assessment methodology

Open data maturity is measured on four thematic dimensions: policy, portal, quality and impact. Each dimension contributes an equal 25 % towards the overall maturity score.



Policy
Investigates the open data policies and strategies in place in the countries, the national governance models for managing open data and the measures applied to implement those policies and strategies.



Portal
Investigates the functionality of national open data portals, the extent to which users’ needs and behaviour are examined to improve the portal, the availability of open data across different domains and the approach to ensuring the portal’s sustainability.

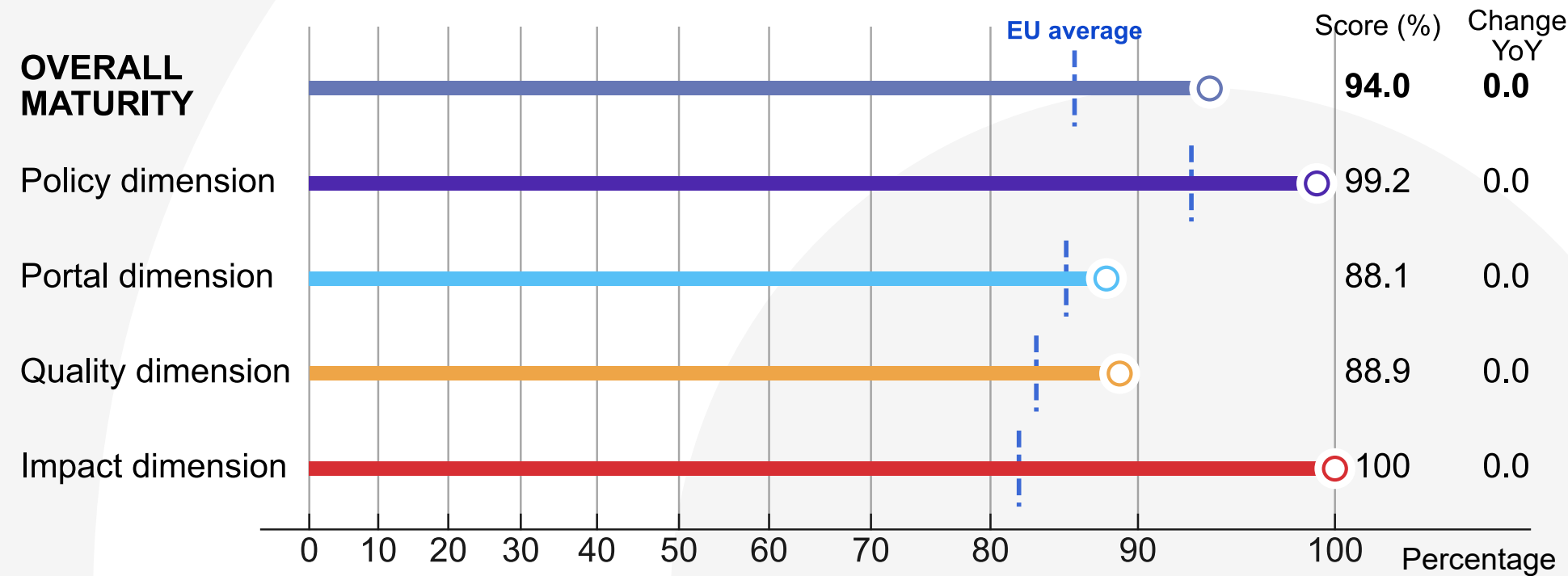


Quality
Investigates the measures adopted by portal managers to ensure the systematic harvesting of metadata, the monitoring of metadata quality and compliance with the DCAT-AP metadata standard and the quality of the deployment of the published data on the national portal.

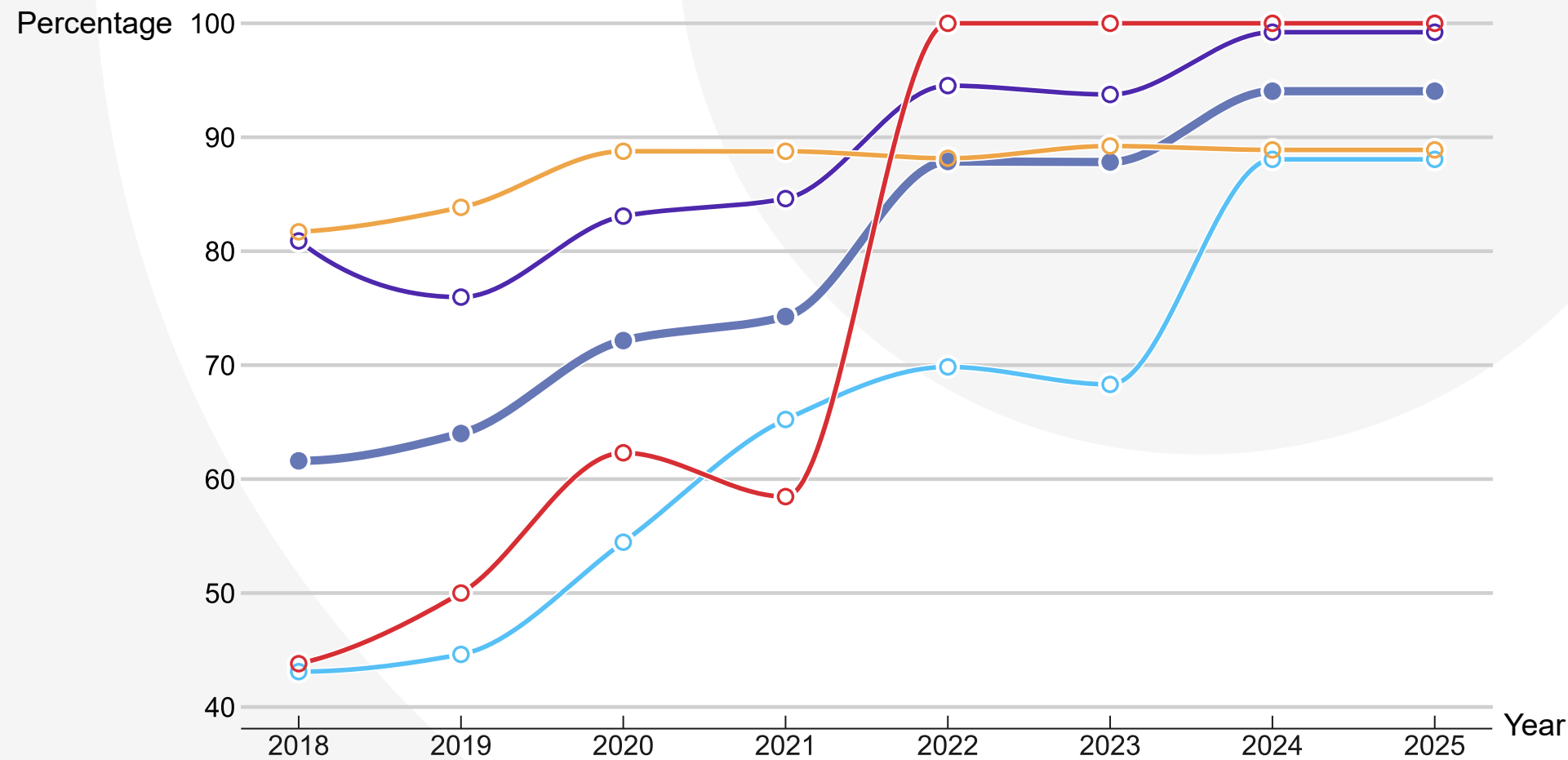


Impact
Investigates how well countries define and measure data reuse, the steps taken to assess reuse and user needs and the presence of reuse examples in the domains of government, society, the environment and the economy.

2025 maturity scores of Czechia

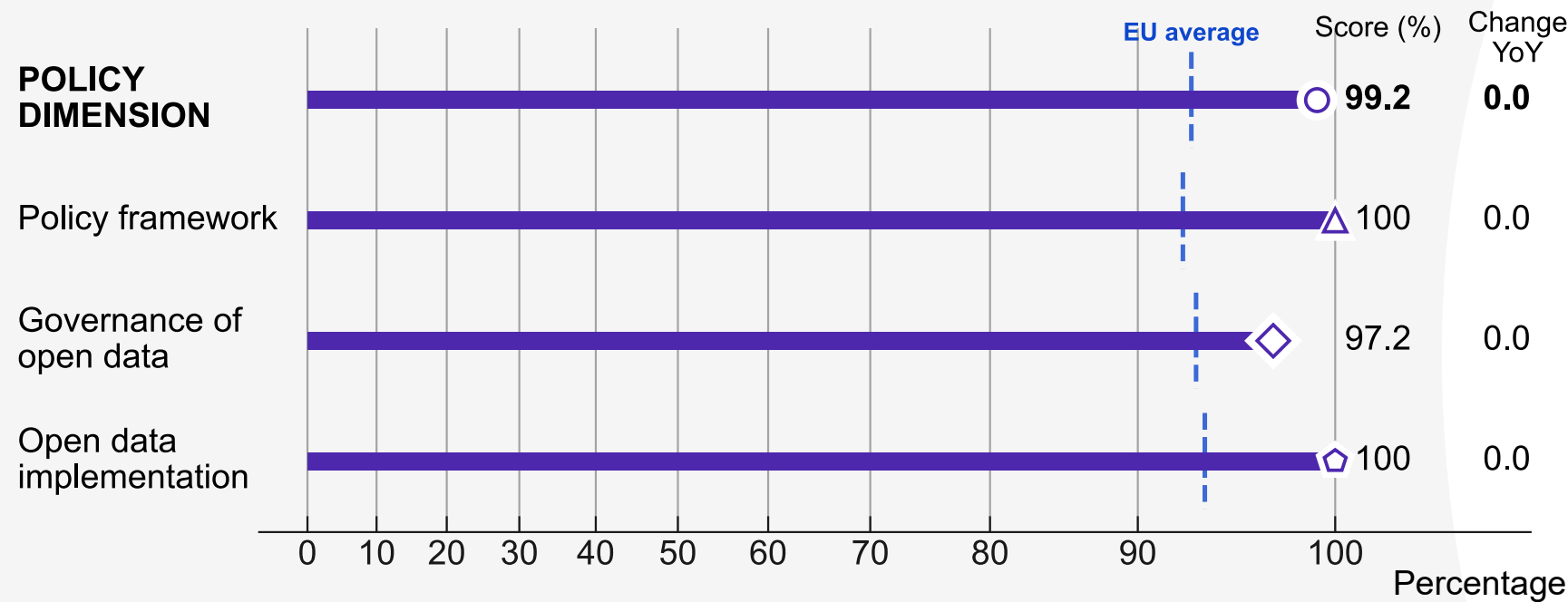


Maturity scores of Czechia over time






Policy dimension

2025 policy maturity scores of Czechia

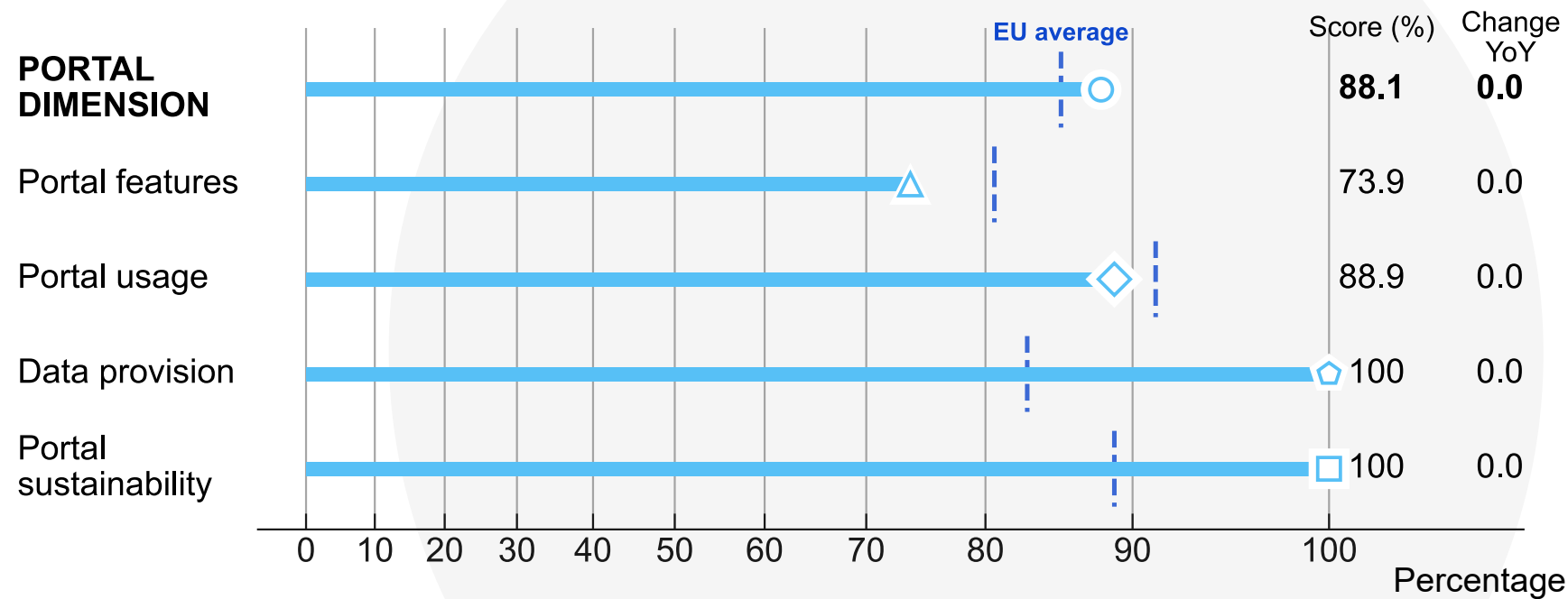


Key questions




- Does the national open data policy/strategy include an action plan?  Yes
- To what degree do local/regional public bodies conduct open data initiatives?  Majority
- Are there processes to ensure that the open data policies/strategy are implemented?  Yes

Portal dimension

2025 portal maturity scores of Czechia

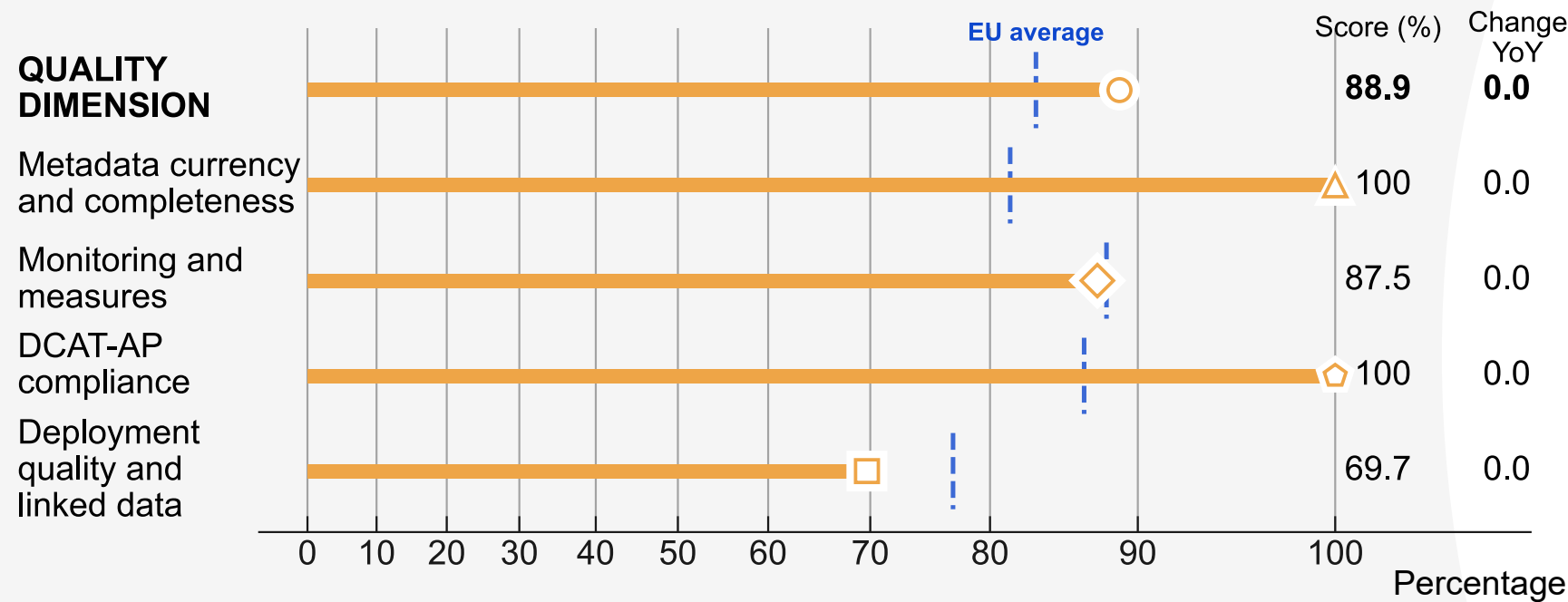


Key questions

- Do you monitor the portal's traffic?  Yes
- To what degree do public sector data providers contribute data to the portal?  All
- Does the national portal allow users to see what data exists but cannot be made available as open data?  Yes

Quality dimension

2025 quality maturity scores of Czechia

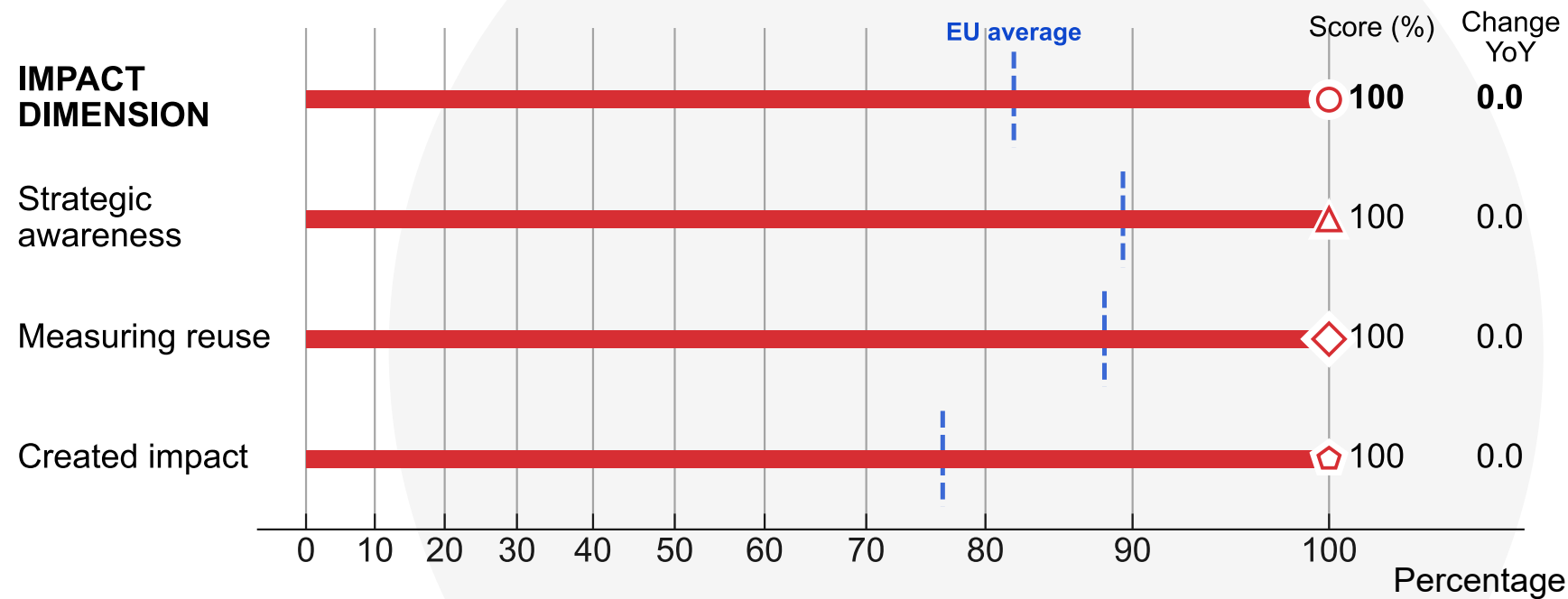


Key questions

- Do you monitor the quality of the metadata available on your portal? ☒ Yes
- Do you set any standards on metadata quality that data providers must abide by? ☒ Yes
- Do you use a model to assess the quality of deployment of data in your country? ☒ Yes

Impact dimension

2025 impact maturity scores of Czechia



Key questions

- Do you have a definition of open data reuse in your country? ☒ Yes
- Are there any processes in place to monitor the level of reuse of your country's open data? ☒ Yes
- Do you have a methodology in place to measure the impact of open data? ☒ Yes

Open data maturity

2025 country factsheet

State of play at a glance

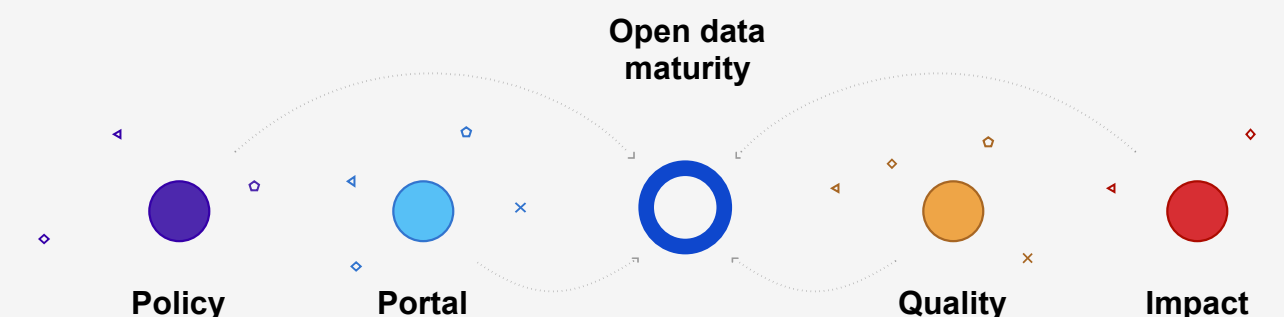
Denmark expanded its open data ecosystem through increased institutional participation and targeted quality improvements. Around 30 new public authorities were onboarded to the national portal, supported by SaaS-based metadata collaboration with super-users. Metadata quality was enhanced through the labelling of several datasets as high-value, primarily under CC-BY licensing, and enriched with optional descriptors such as access rights and geographical coverage.

Municipal data contributions also increased, either through improved quality or new availability. As part of the Entrepreneurship Package, the Danish Agency for Digital Government launched an external analysis to assess demand for greater data availability, aiming to identify public-sector datasets with high reuse potential. Results are expected in late 2025. Reuse examples include Syddjurs Municipality's integration of employment, education and statistical data for budget monitoring and benchmarking, and an accounting and consulting firm's use of tax authority APIs via Datavejviser.dk to automate data acquisition, with projected time savings of 8 200 employee-hours annually. These developments are supported by broader funding agreements under the Joint Public-Sector Digital Strategy, which includes initiatives on smart data use and emerging technologies.



Explore more open data maturity insights online at:

<https://data.europa.eu/en/open-data-maturity/2025>



Assessment methodology

Open data maturity is measured on four thematic dimensions: policy, portal, quality and impact. Each dimension contributes an equal 25 % towards the overall maturity score.



Policy
Investigates the open data policies and strategies in place in the countries, the national governance models for managing open data and the measures applied to implement those policies and strategies.



Portal
Investigates the functionality of national open data portals, the extent to which users' needs and behaviour are examined to improve the portal, the availability of open data across different domains and the approach to ensuring the portal's sustainability.

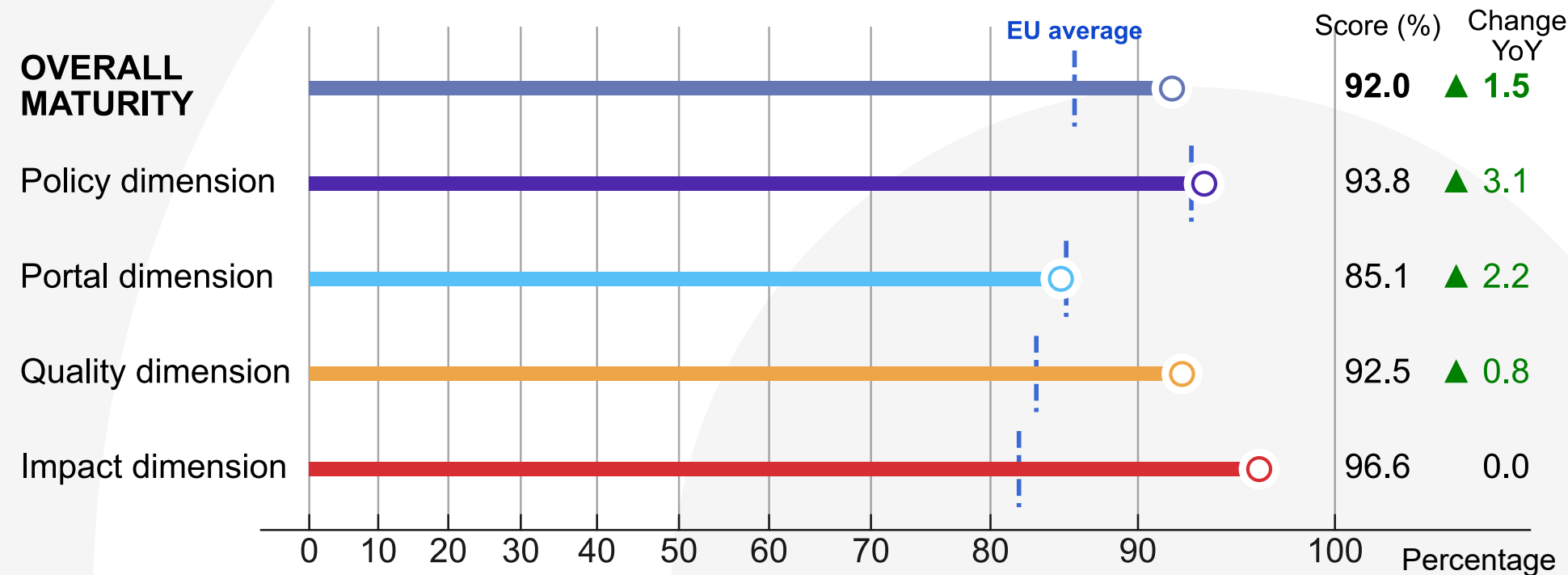


Quality
Investigates the measures adopted by portal managers to ensure the systematic harvesting of metadata, the monitoring of metadata quality and compliance with the DCAT-AP metadata standard and the quality of the deployment of the published data on the national portal.

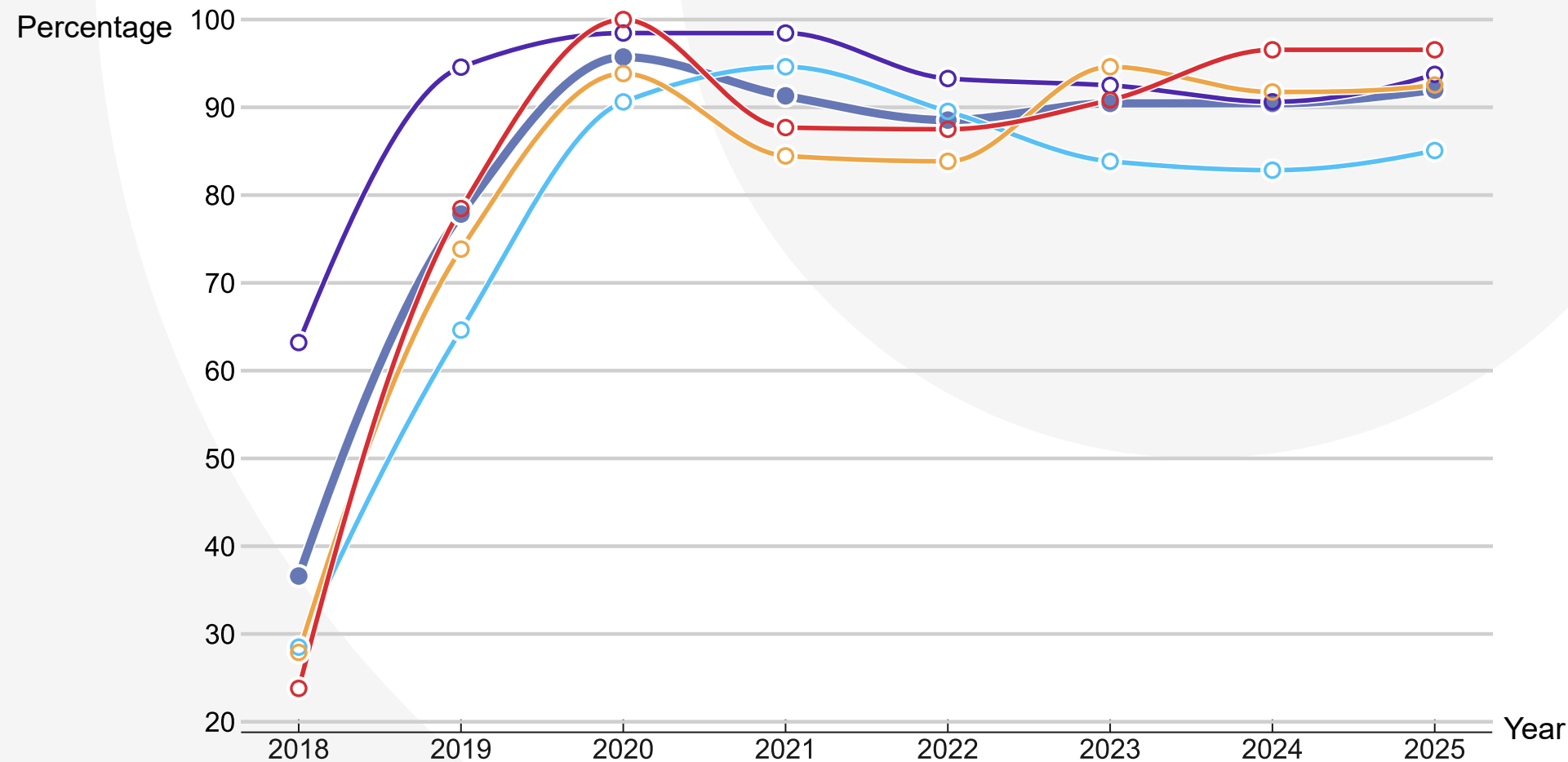


Impact
Investigates how well countries define and measure data reuse, the steps taken to assess reuse and user needs and the presence of reuse examples in the domains of government, society, the environment and the economy.

2025 maturity scores of Denmark

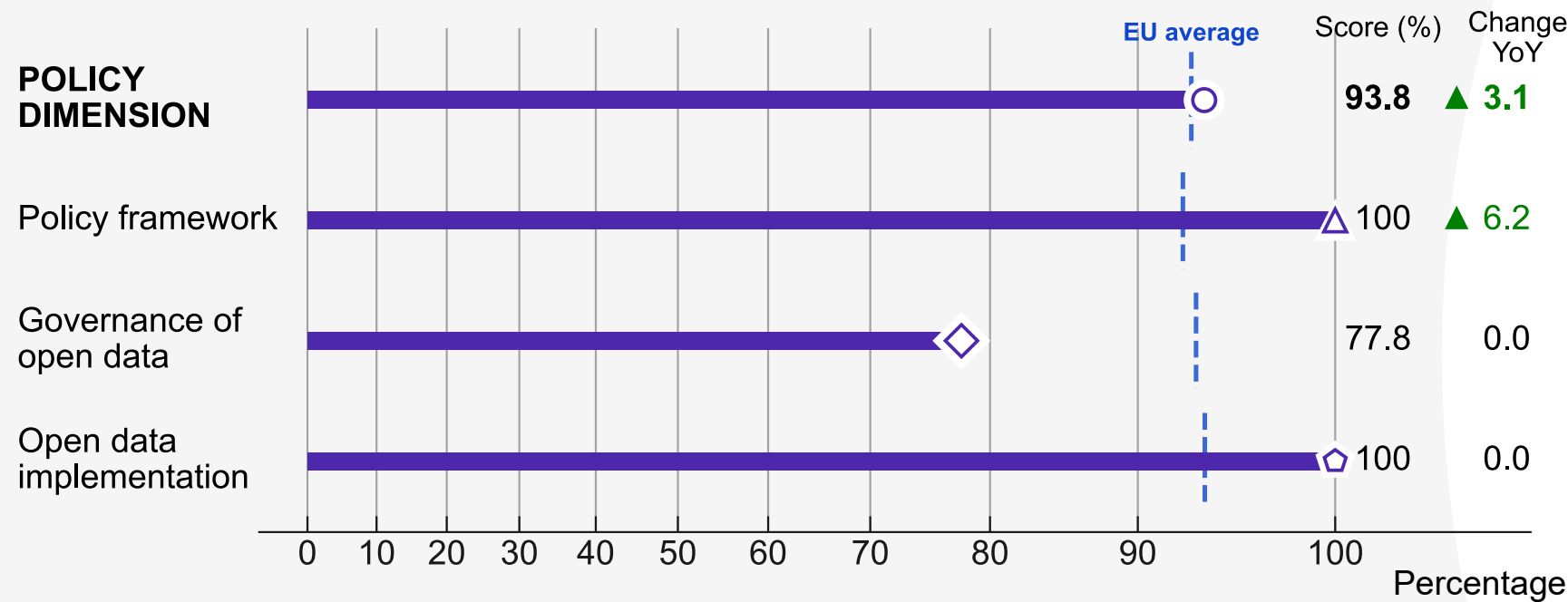


Maturity scores of Denmark over time






Policy dimension

2025 policy maturity scores of Denmark

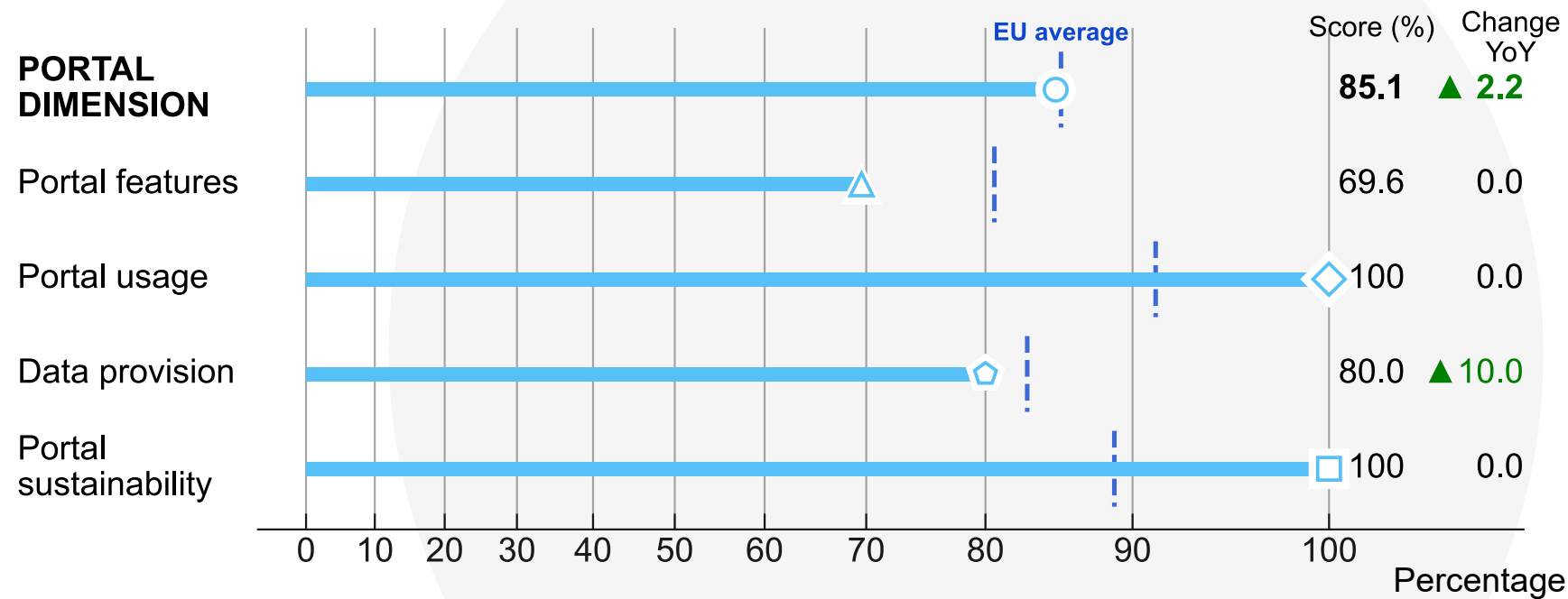


Key questions




- Does the national open data policy/strategy include an action plan?  Yes
- To what degree do local/regional public bodies conduct open data initiatives?  All
- Are there processes to ensure that the open data policies/strategy are implemented?  Yes

Portal dimension

2025 portal maturity scores of Denmark

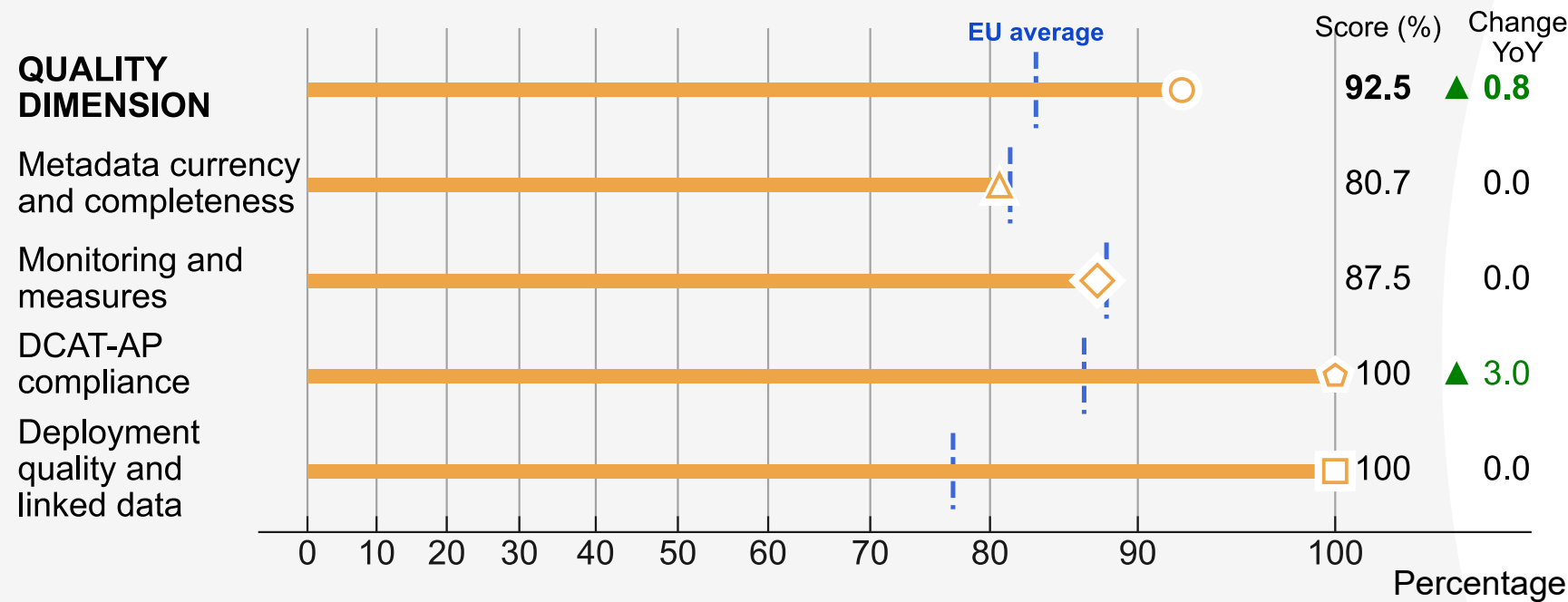


Key questions

- Do you monitor the portal's traffic?  Yes
- To what degree do public sector data providers contribute data to the portal?  Majority
- Does the national portal allow users to see what data exists but cannot be made available as open data?  Yes

Quality dimension

2025 quality maturity scores of Denmark

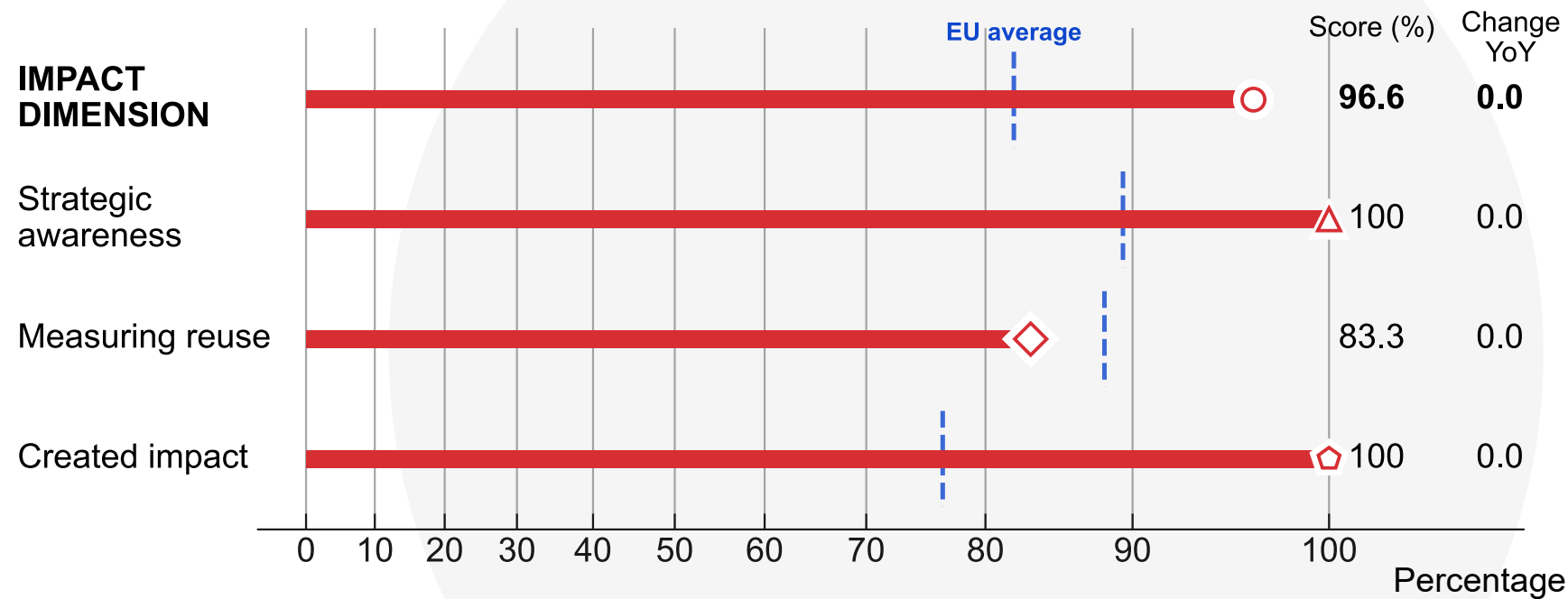


Key questions

- Do you monitor the quality of the metadata available on your portal? ☒ Yes
- Do you set any standards on metadata quality that data providers must abide by? ☒ Yes
- Do you use a model to assess the quality of deployment of data in your country? ☒ Yes

Impact dimension

2025 impact maturity scores of Denmark



Key questions

- Do you have a definition of open data reuse in your country? ☒ Yes
- Are there any processes in place to monitor the level of reuse of your country's open data? ☒ Yes
- Do you have a methodology in place to measure the impact of open data? ☒ Yes

Open data maturity

2025 country factsheet

State of play at a glance

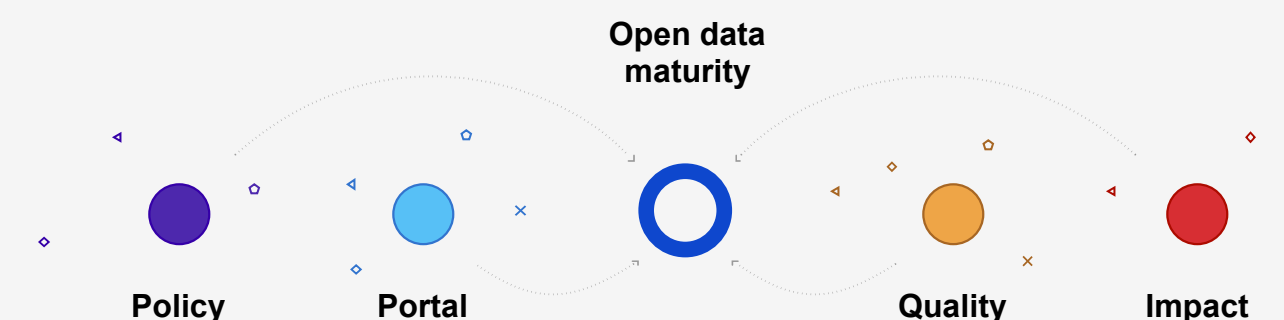
Germany's open data infrastructure continued to evolve in 2025 through ongoing technical upgrades to GovData and the national metadata portal. The development of DCAT-AP.de (version 3) progressed further. Community engagement was reinforced via the Open Data Competence Centre. Federal coordination efforts were expanded through the continued development of a network of open data officers across government institutions.

Germany 



Explore more open data maturity insights online at:

<https://data.europa.eu/en/open-data-maturity/2025>



Assessment methodology

Open data maturity is measured on four thematic dimensions: policy, portal, quality and impact. Each dimension contributes an equal 25 % towards the overall maturity score.



Policy
Investigates the open data policies and strategies in place in the countries, the national governance models for managing open data and the measures applied to implement those policies and strategies.



Portal
Investigates the functionality of national open data portals, the extent to which users’ needs and behaviour are examined to improve the portal, the availability of open data across different domains and the approach to ensuring the portal’s sustainability.

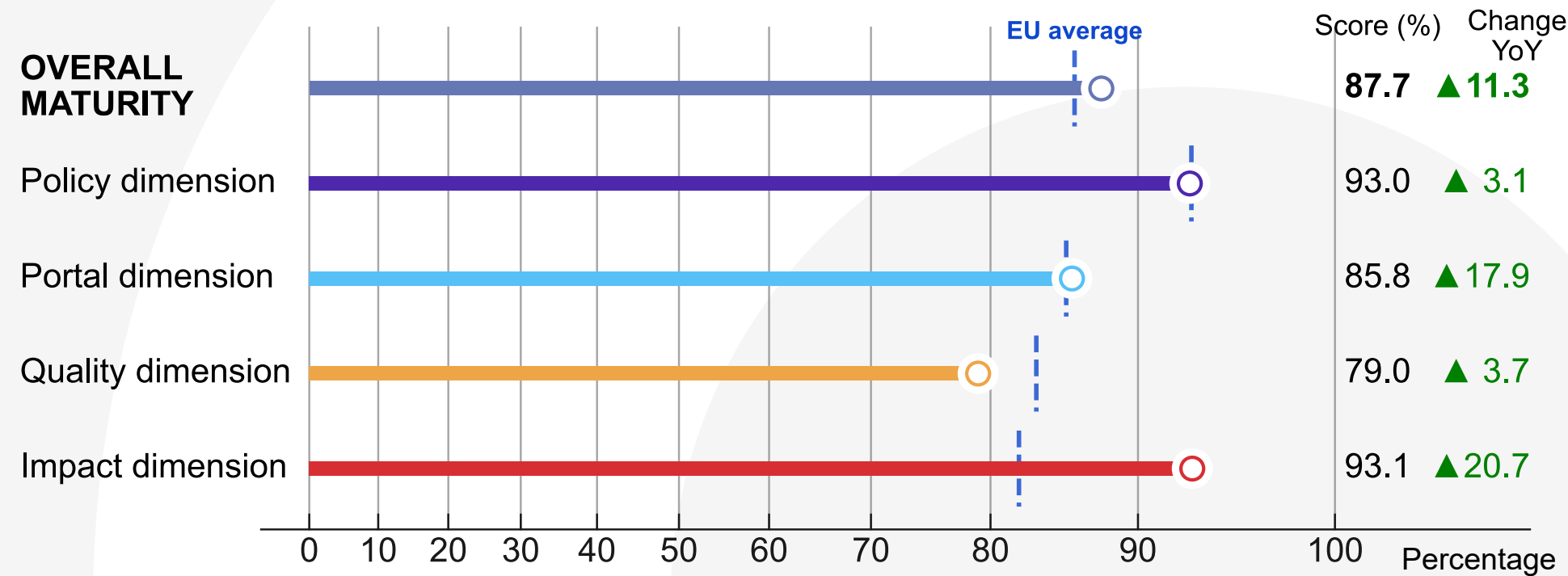


Quality
Investigates the measures adopted by portal managers to ensure the systematic harvesting of metadata, the monitoring of metadata quality and compliance with the DCAT-AP metadata standard and the quality of the deployment of the published data on the national portal.

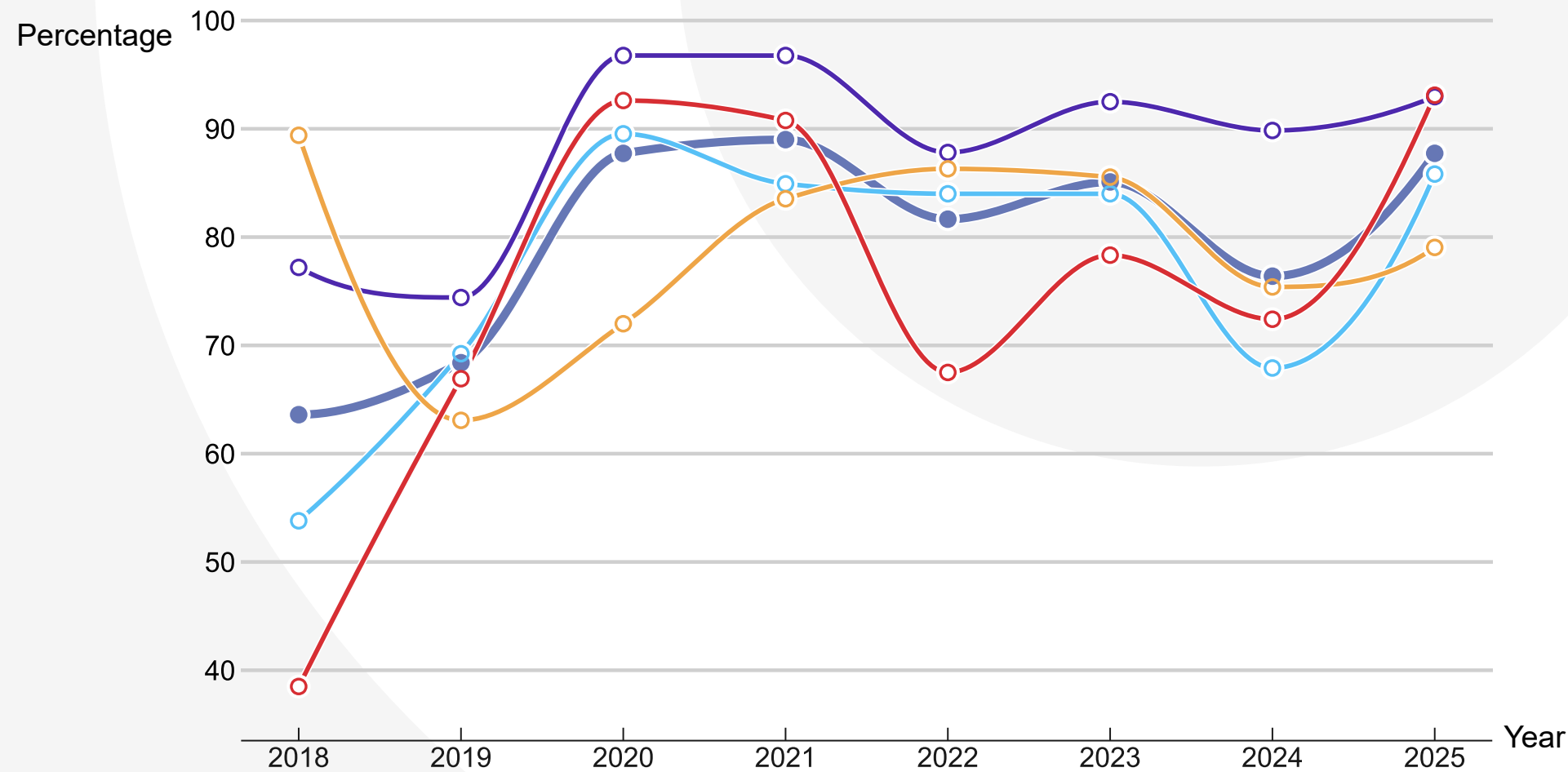


Impact
Investigates how well countries define and measure data reuse, the steps taken to assess reuse and user needs and the presence of reuse examples in the domains of government, society, the environment and the economy.

2025 maturity scores of Germany

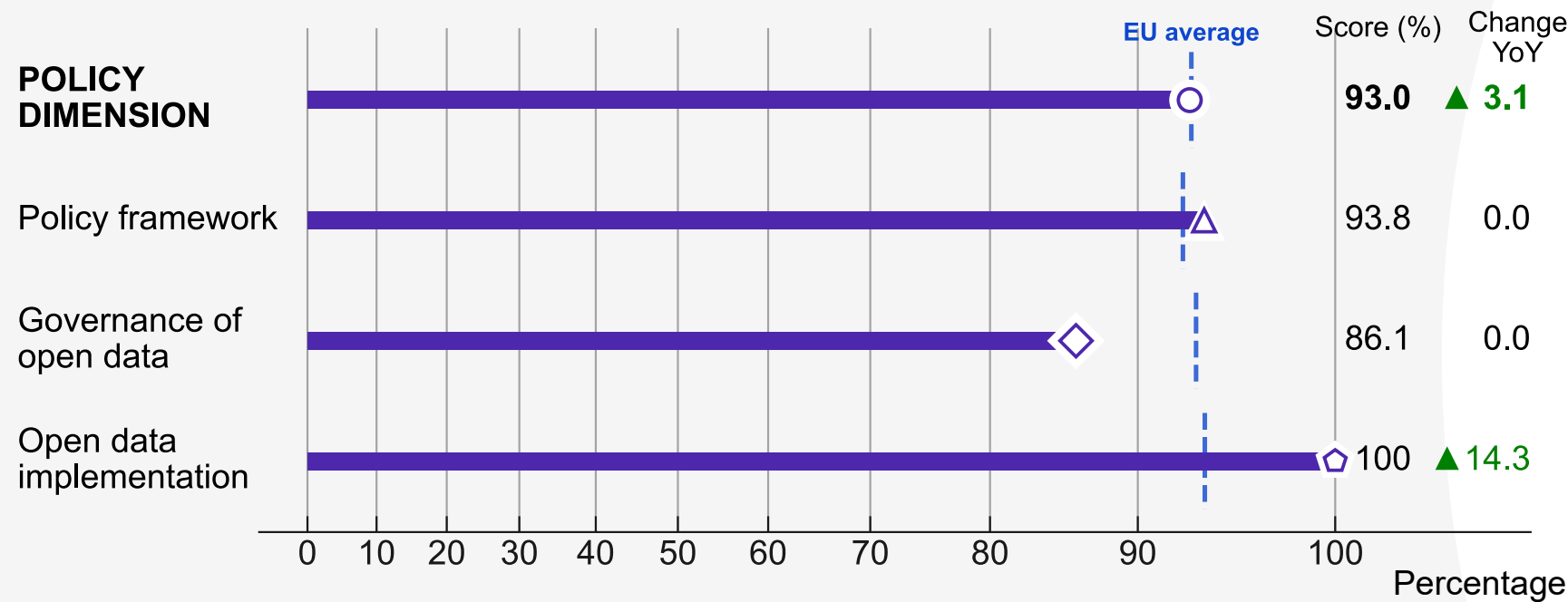


Maturity scores of Germany over time






Policy dimension

2025 policy maturity scores of Germany

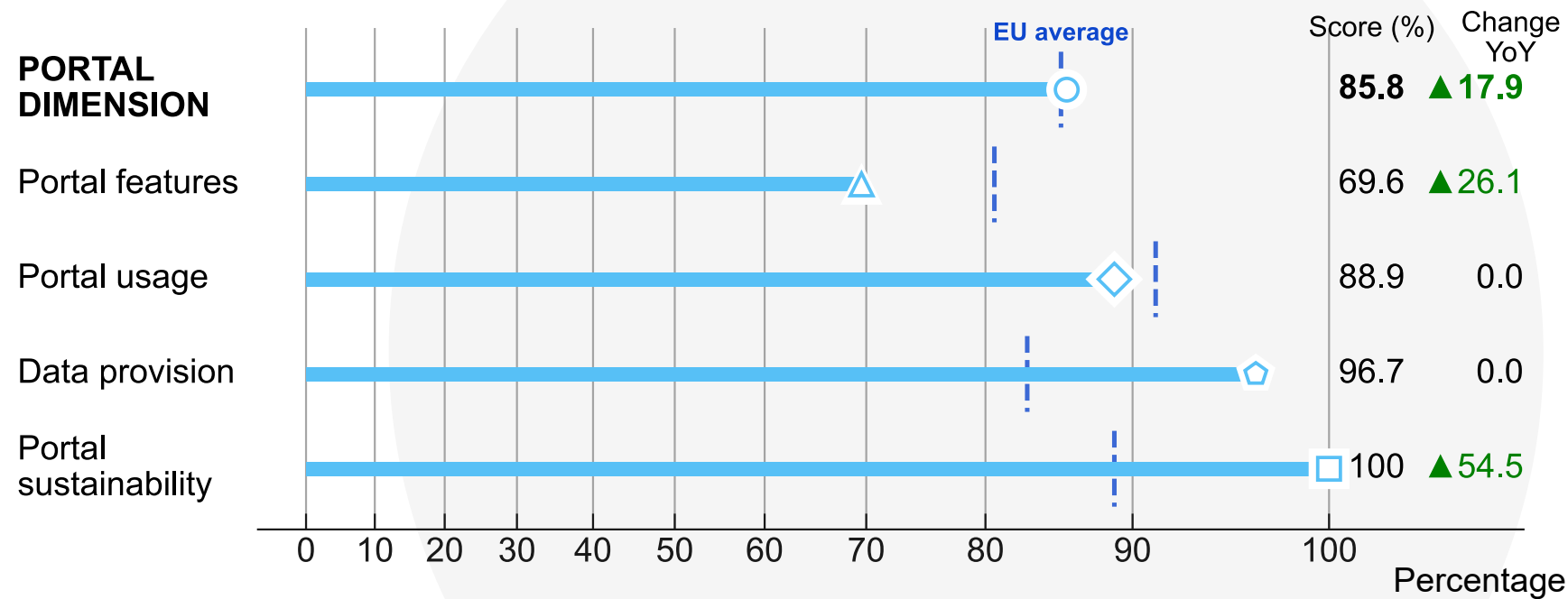


Key questions




- Does the national open data policy/strategy include an action plan?  Yes
- To what degree do local/regional public bodies conduct open data initiatives?  Majority
- Are there processes to ensure that the open data policies/strategy are implemented?  Yes

Portal dimension

2025 portal maturity scores of Germany

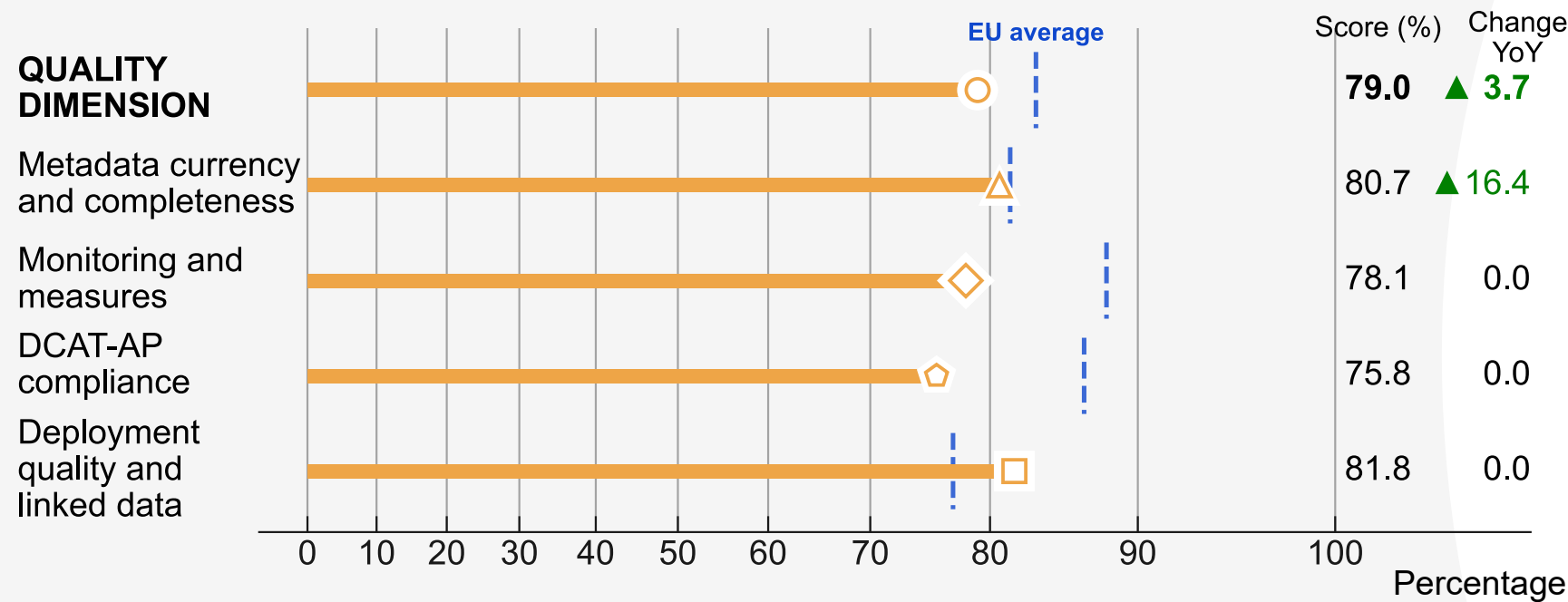


Key questions




- Do you monitor the portal's traffic?  Yes
- To what degree do public sector data providers contribute data to the portal?  All
- Does the national portal allow users to see what data exists but cannot be made available as open data?  Yes

Quality dimension

2025 quality maturity scores of Germany

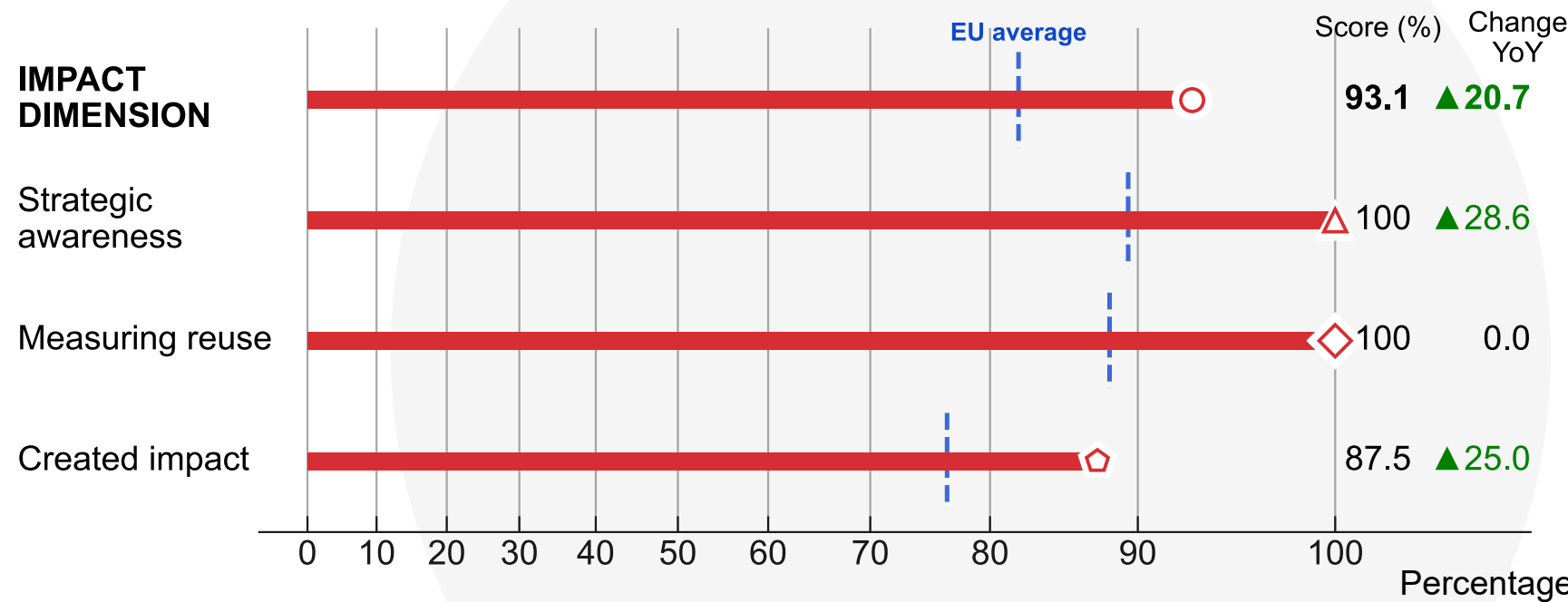


Key questions




- Do you monitor the quality of the metadata available on your portal?  Yes
- Do you set any standards on metadata quality that data providers must abide by?  Yes
- Do you use a model to assess the quality of deployment of data in your country?  Yes

Impact dimension

2025 impact maturity scores of Germany



Key questions

- Do you have a definition of open data reuse in your country?  Yes
- Are there any processes in place to monitor the level of reuse of your country's open data?  Yes
- Do you have a methodology in place to measure the impact of open data?  Yes

Open data maturity

2025 country factsheet

State of play at a glance

Estonia focused on expanding the reach and quality of its open data ecosystem through strategic investments and institutional restructuring. The open data team was integrated into the Ministry of Justice and Digital Affairs, aligning responsibilities with broader digital governance efforts. The updated Data Action Plan for 2025–2026 set new priorities, supported by over EUR 1 million in funding for more than 10 public sector projects aimed at improving data publication and reuse.

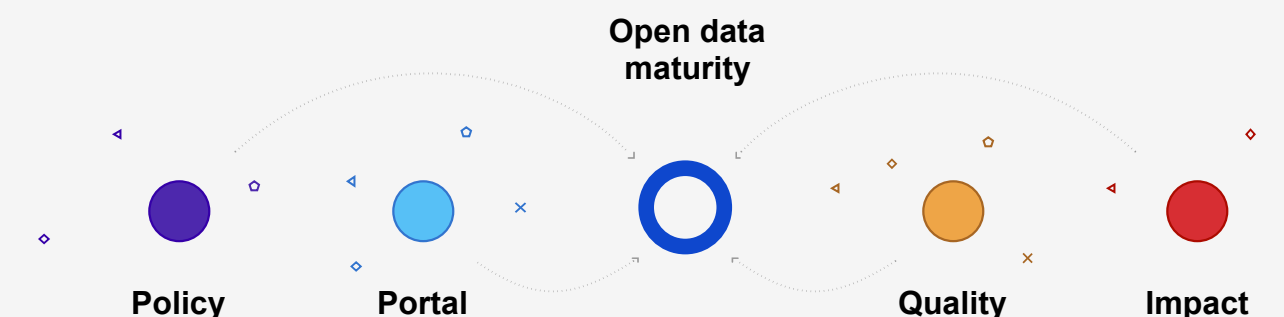
Estonia also developed a methodology to assess the data economy, enabling sectoral monitoring of data impact. To foster reuse, a climate-focused hackathon led to the creation of approximately 20 new solutions, and a research paper award was introduced to encourage academic engagement. The national portal saw substantial growth, now hosting around 6 000 datasets, and is undergoing redevelopment to integrate open data with the information systems registry.

Technical improvements include metadata annotations for high-value datasets (HVD) and updated guidelines for data description and interoperability, developed in collaboration with Statistics Estonia. These efforts are complemented by ongoing community-building activities such as webinars and training sessions. A review of HVD implementation confirmed that a significant number of datasets have already been published.



Explore more open data maturity insights online at:

<https://data.europa.eu/en/open-data-maturity/2025>



Assessment methodology

Open data maturity is measured on four thematic dimensions: policy, portal, quality and impact. Each dimension contributes an equal 25 % towards the overall maturity score.



Policy
Investigates the open data policies and strategies in place in the countries, the national governance models for managing open data and the measures applied to implement those policies and strategies.



Portal
Investigates the functionality of national open data portals, the extent to which users’ needs and behaviour are examined to improve the portal, the availability of open data across different domains and the approach to ensuring the portal’s sustainability.

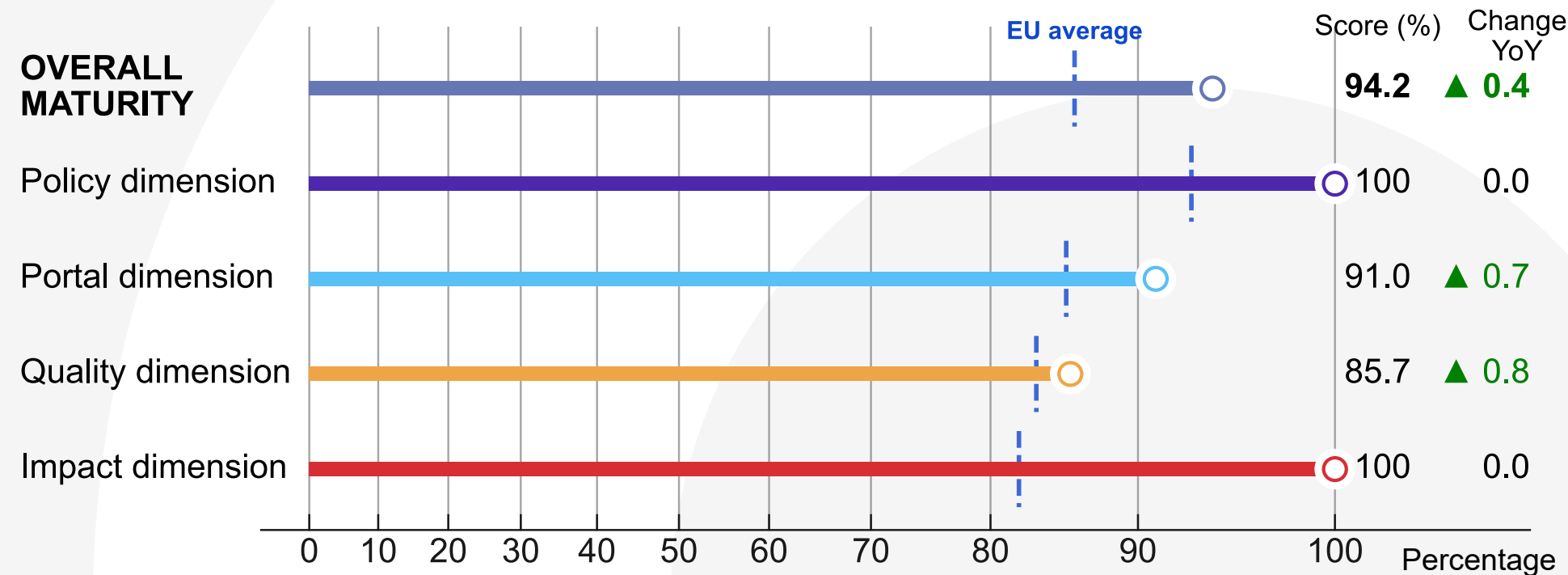


Quality
Investigates the measures adopted by portal managers to ensure the systematic harvesting of metadata, the monitoring of metadata quality and compliance with the DCAT-AP metadata standard and the quality of the deployment of the published data on the national portal.

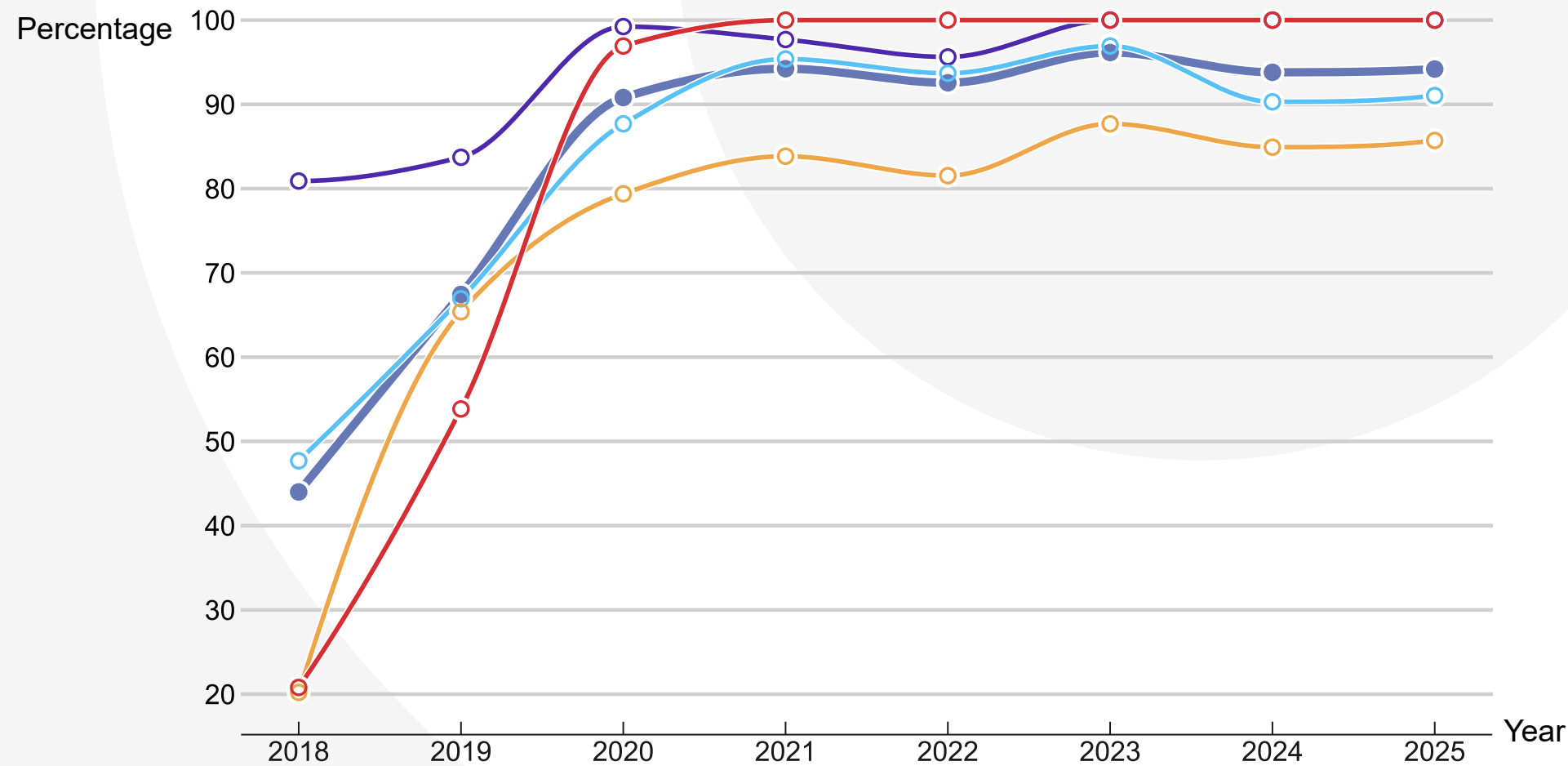


Impact
Investigates how well countries define and measure data reuse, the steps taken to assess reuse and user needs and the presence of reuse examples in the domains of government, society, the environment and the economy.

2025 maturity scores of Estonia

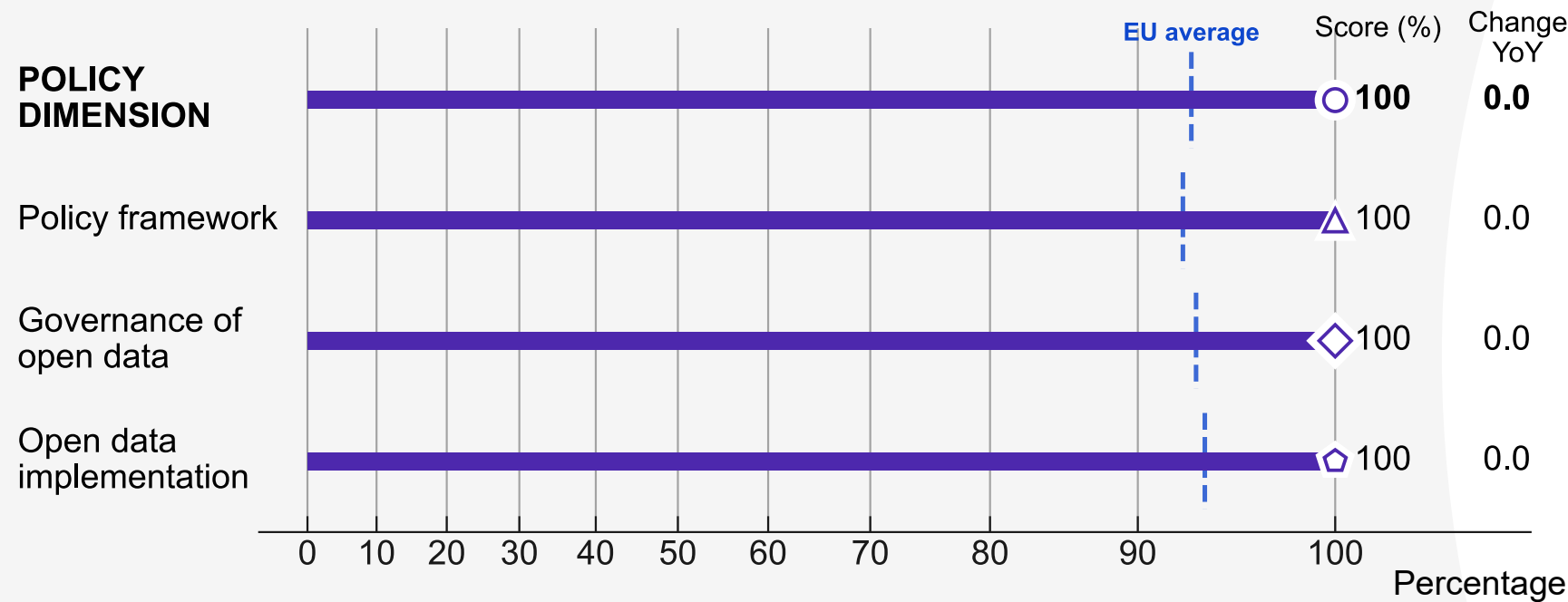


Maturity scores of Estonia over time



Policy dimension

2025 policy maturity scores of Estonia

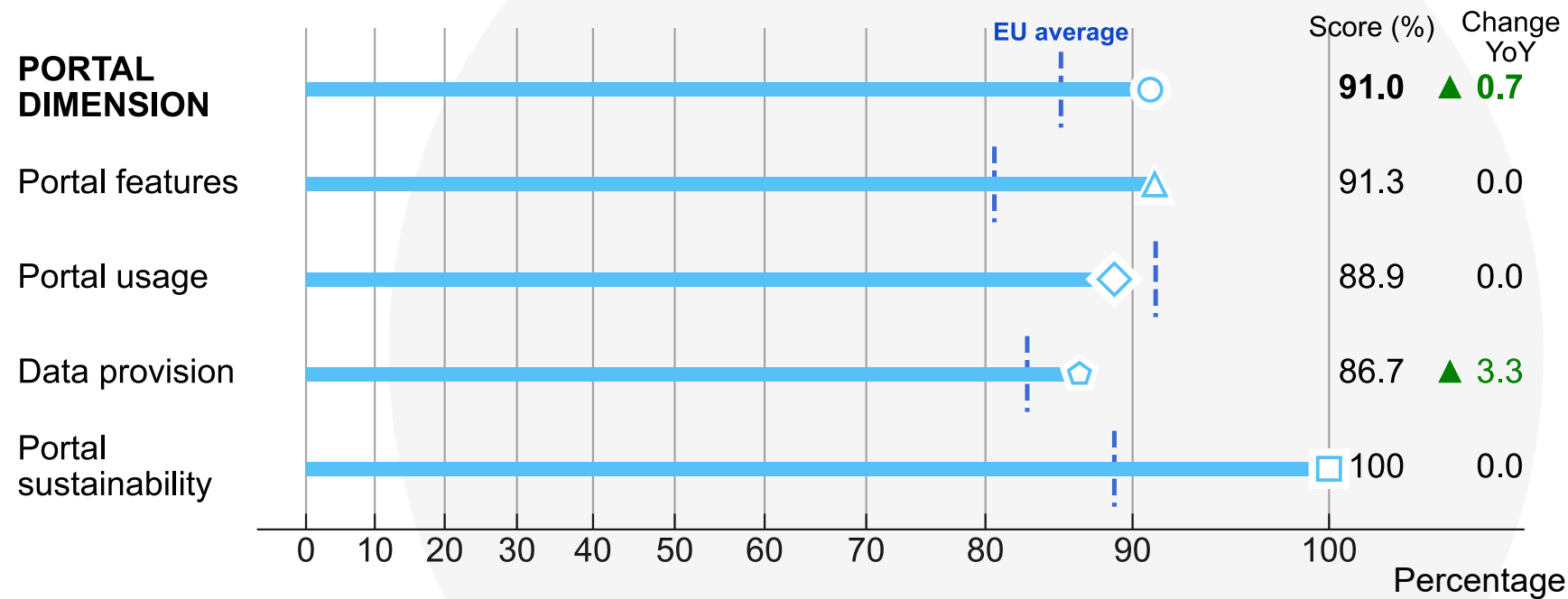


Key questions

- Does the national open data policy/strategy include an action plan? ✓ Yes
- To what degree do local/regional public bodies conduct open data initiatives? ✓ All
- Are there processes to ensure that the open data policies/strategy are implemented? ✓ Yes

Portal dimension

2025 portal maturity scores of Estonia

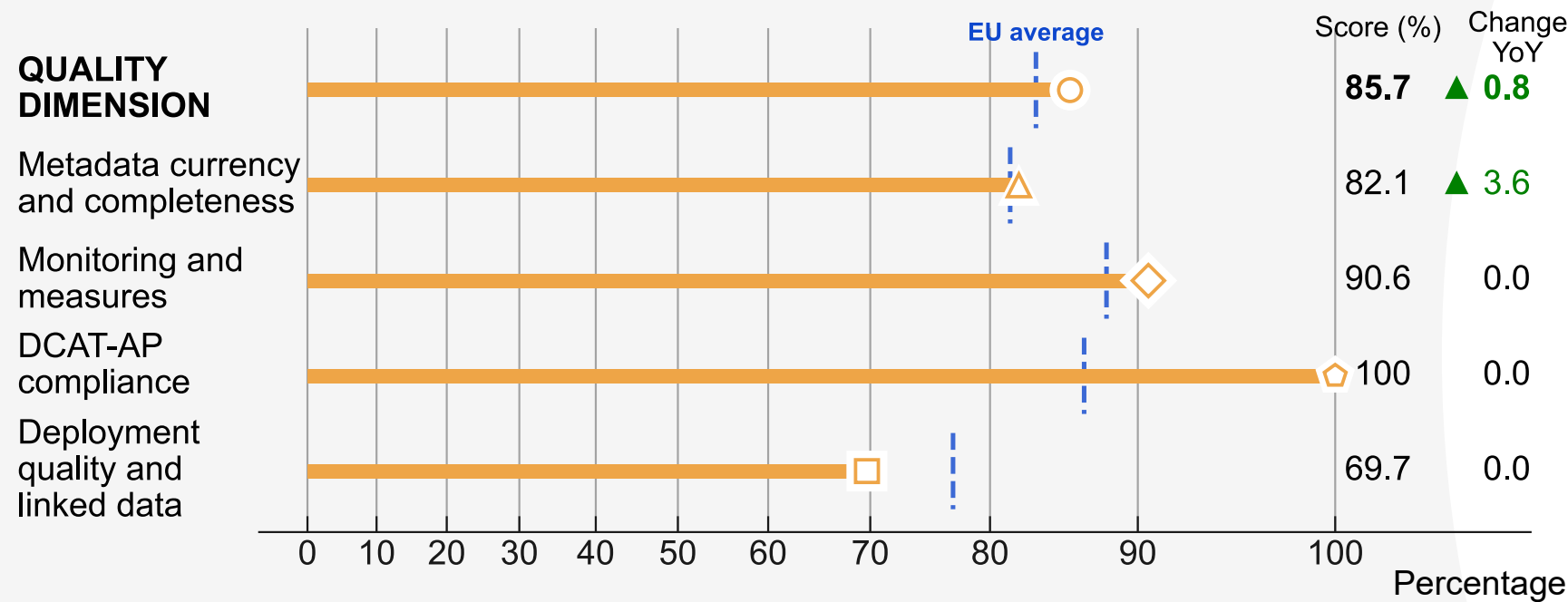


Key questions

- Do you monitor the portal's traffic? ✓ Yes
- To what degree do public sector data providers contribute data to the portal? ✓ Majority
- Does the national portal allow users to see what data exists but cannot be made available as open data? ✓ Yes

Quality dimension

2025 quality maturity scores of Estonia

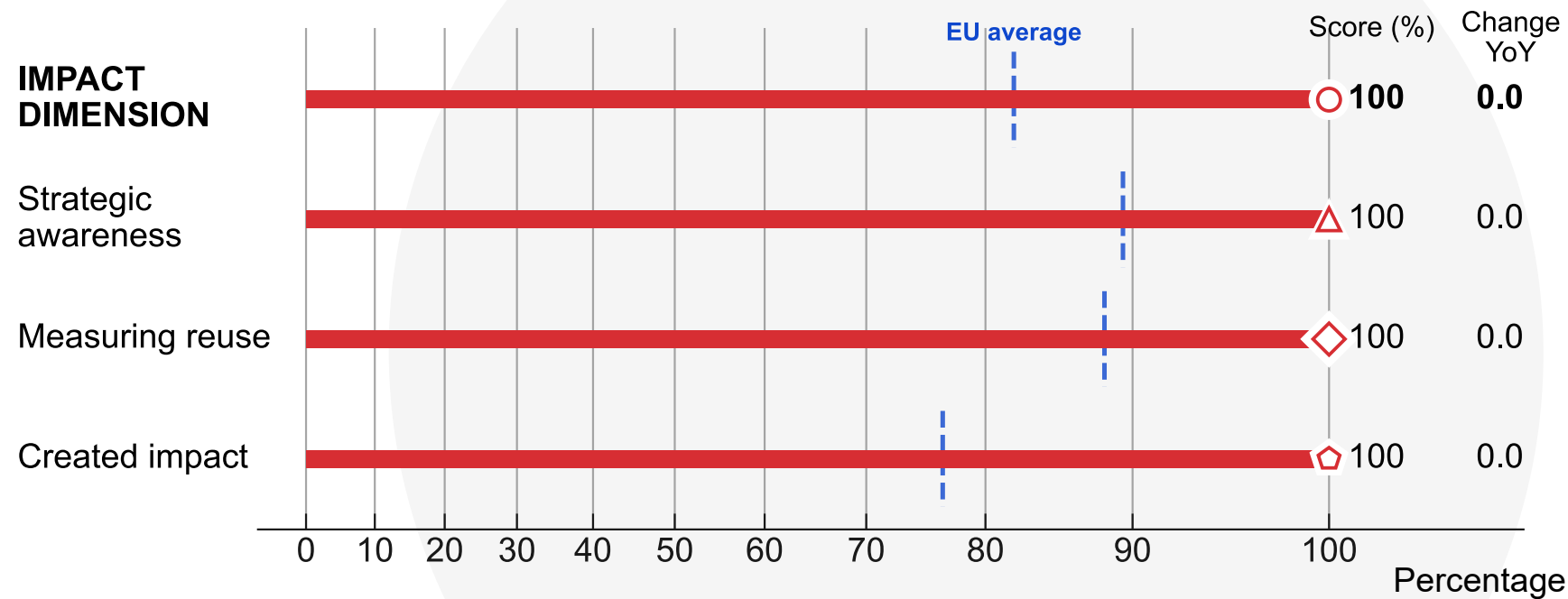


Key questions

- Do you monitor the quality of the metadata available on your portal? ☒ Yes
- Do you set any standards on metadata quality that data providers must abide by? ☒ Yes
- Do you use a model to assess the quality of deployment of data in your country? ☒ Yes

Impact dimension

2025 impact maturity scores of Estonia



Key questions

- Do you have a definition of open data reuse in your country? ☒ Yes
- Are there any processes in place to monitor the level of reuse of your country's open data? ☒ Yes
- Do you have a methodology in place to measure the impact of open data? ☒ Yes

Open data maturity

2025 country factsheet

State of play at a glance

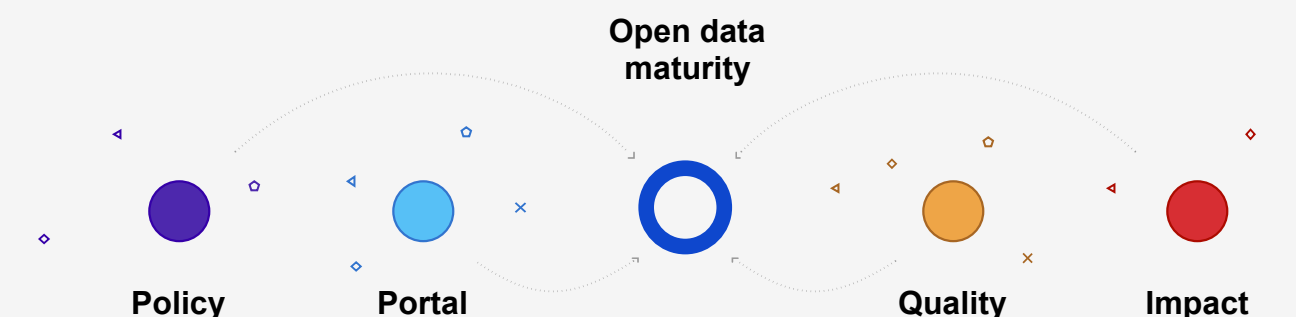
Ireland continued to advance its open data agenda through strategic policy implementation, expanded dissemination and targeted quality assurance. The national open data strategy (2023–2027), launched in late 2023, has since been actively promoted across public sector networks and events, reinforcing its role in digital governance. Ireland also strengthened its visibility by introducing an open data category in the Ireland eGovernment Awards and standardising showcases and impact stories to highlight reuse.

On the portal side, over 21 000 datasets are now published by 143 public sector bodies, with 82 % accessible via APIs. The portal benefits from 21 automated data harvesters and sees between 120 and 500 new datasets added monthly. In terms of quality, Ireland ensured DCAT-AP compliance and updated its QA and KPI tools, while contributing to the development of a broader public sector data strategy. A key milestone was the publication of the ‘Companies Records’ dataset and historical financial statements by the Companies Registration Office, fulfilling high-value dataset obligations under the Open Data Directive (Directive (EU) 2019/1024). These datasets are made available in the required formats and through designated channels, supporting transparency and reuse across sectors.



Explore more open data maturity insights online at:

<https://data.europa.eu/en/open-data-maturity/2025>



Assessment methodology

Open data maturity is measured on four thematic dimensions: policy, portal, quality and impact. Each dimension contributes an equal 25 % towards the overall maturity score.



Policy
Investigates the open data policies and strategies in place in the countries, the national governance models for managing open data and the measures applied to implement those policies and strategies.



Portal
Investigates the functionality of national open data portals, the extent to which users’ needs and behaviour are examined to improve the portal, the availability of open data across different domains and the approach to ensuring the portal’s sustainability.

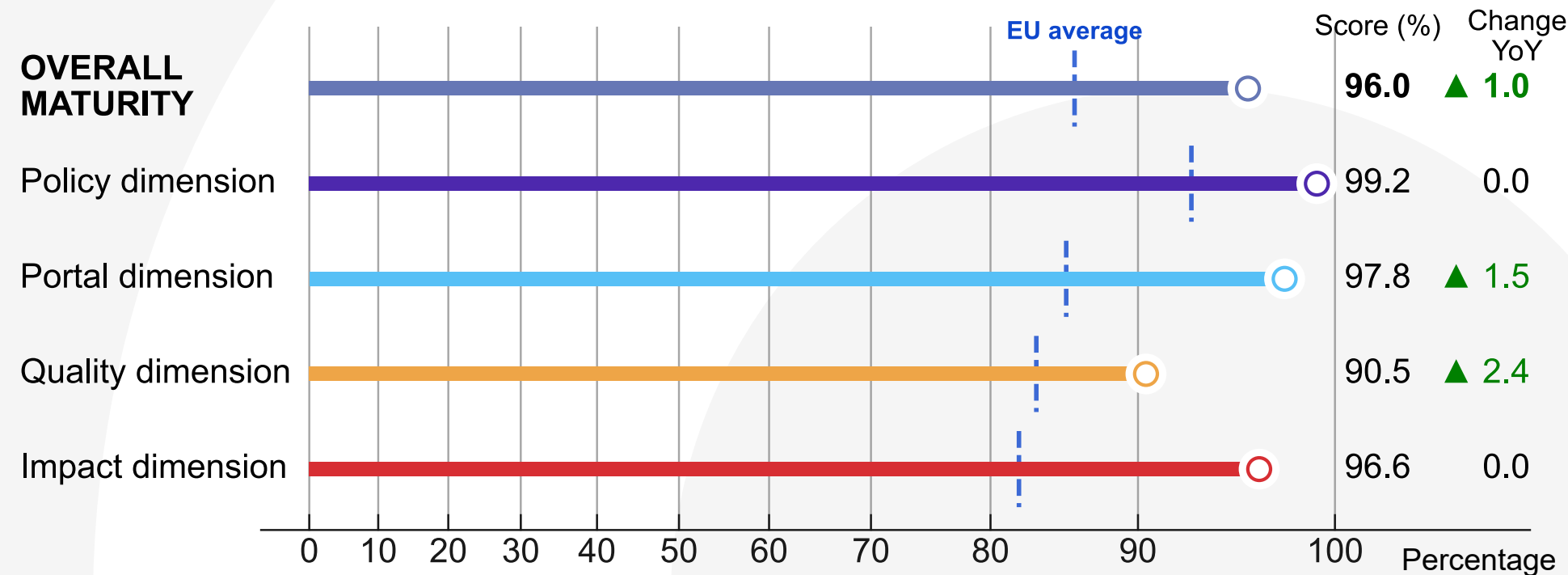


Quality
Investigates the measures adopted by portal managers to ensure the systematic harvesting of metadata, the monitoring of metadata quality and compliance with the DCAT-AP metadata standard and the quality of the deployment of the published data on the national portal.

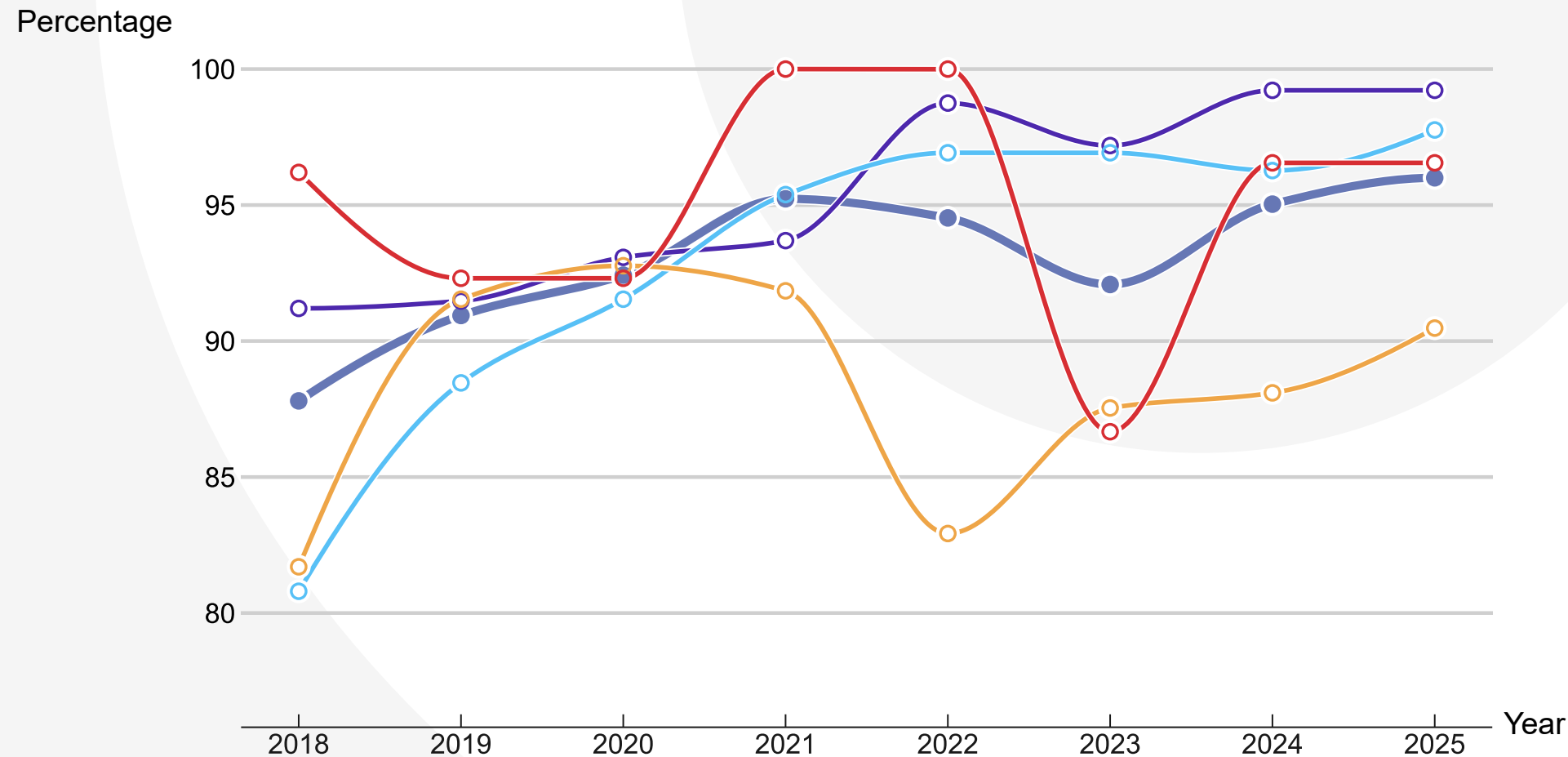


Impact
Investigates how well countries define and measure data reuse, the steps taken to assess reuse and user needs and the presence of reuse examples in the domains of government, society, the environment and the economy.

2025 maturity scores of Ireland

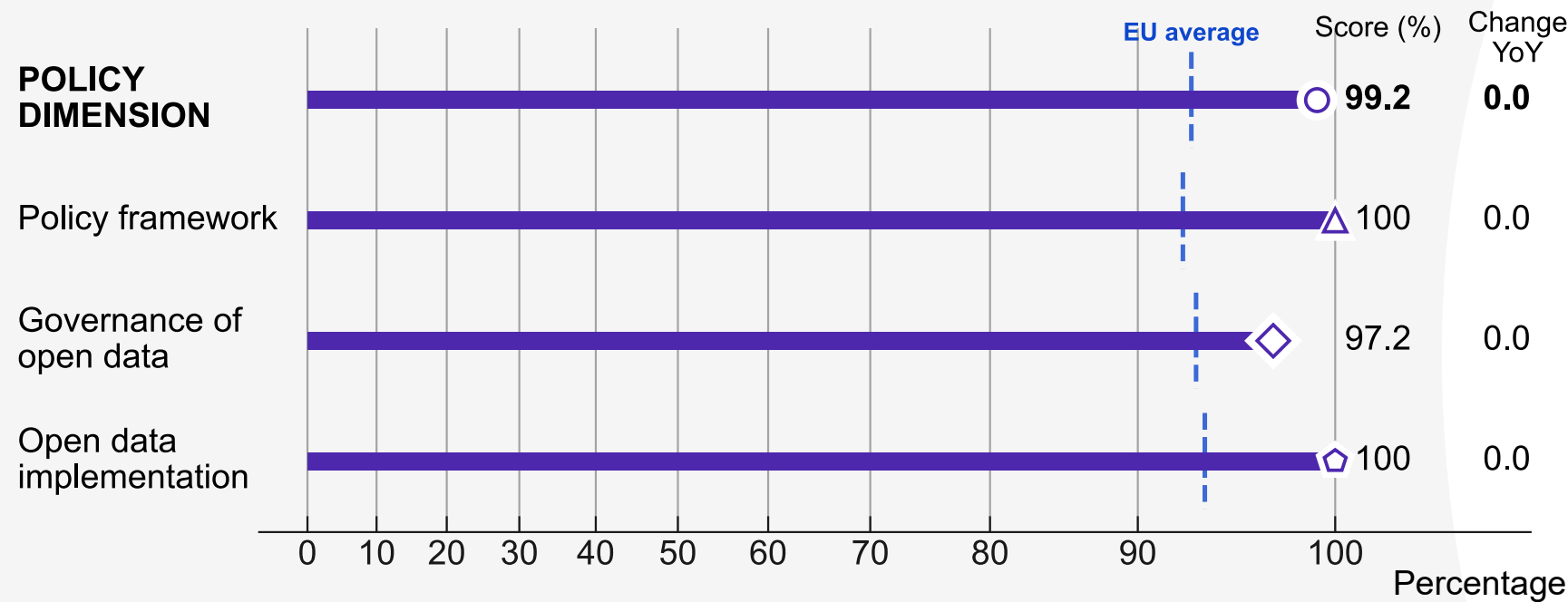


Maturity scores of Ireland over time






Policy dimension

2025 policy maturity scores of Ireland

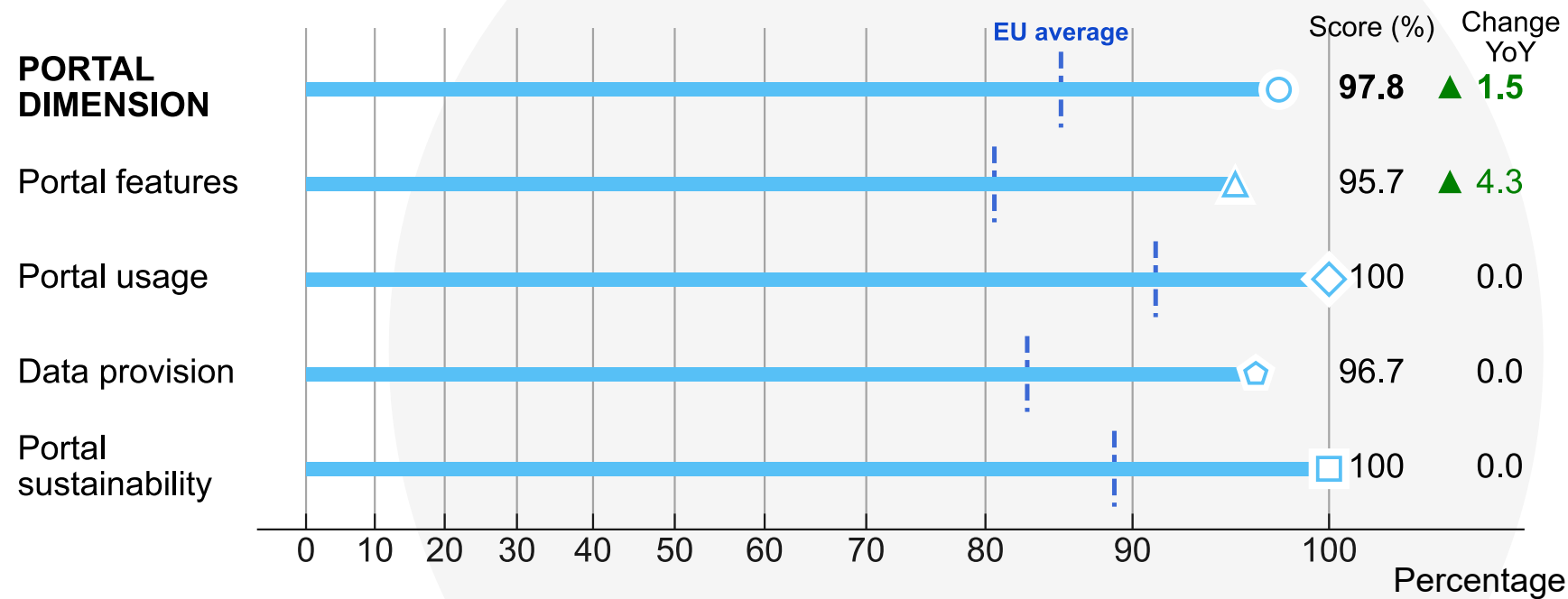


Key questions




- Does the national open data policy/strategy include an action plan?  Yes
- To what degree do local/regional public bodies conduct open data initiatives?  Majority
- Are there processes to ensure that the open data policies/strategy are implemented?  Yes

Portal dimension

2025 portal maturity scores of Ireland

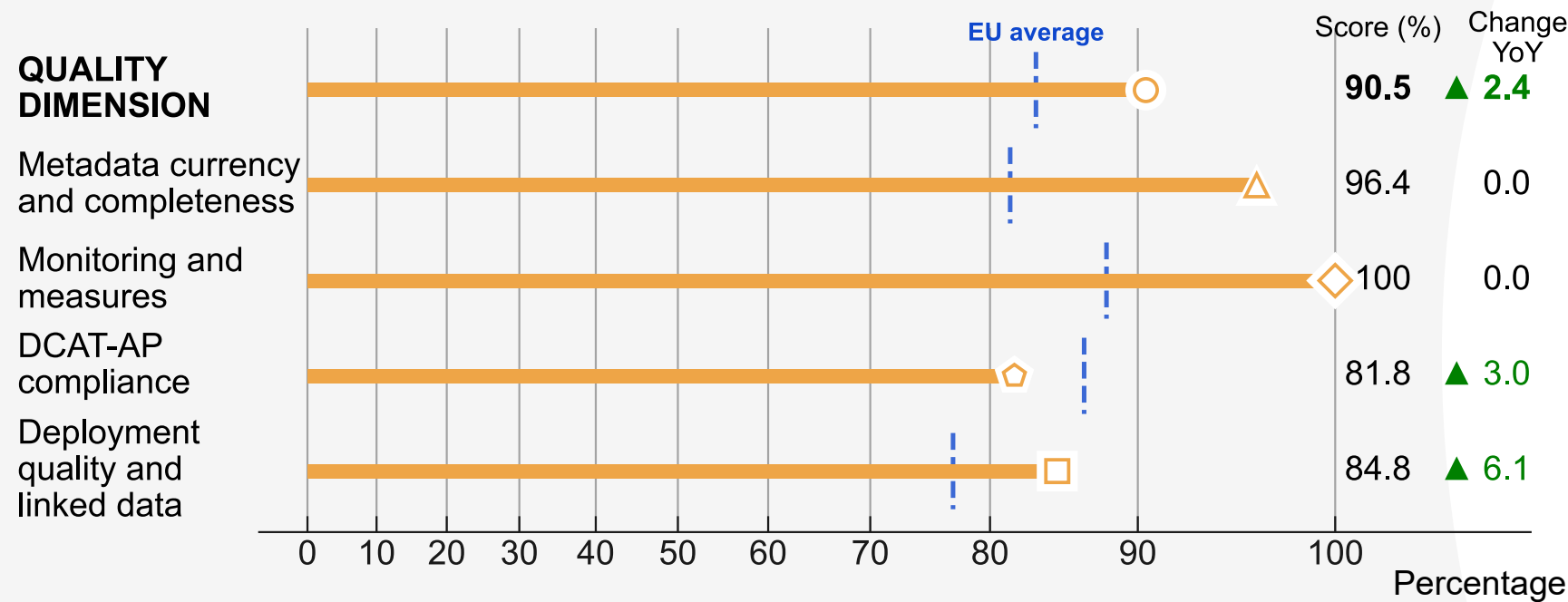


Key questions

- Do you monitor the portal's traffic?  Yes
- To what degree do public sector data providers contribute data to the portal?  Majority
- Does the national portal allow users to see what data exists but cannot be made available as open data?  Yes

Quality dimension

2025 quality maturity scores of Ireland

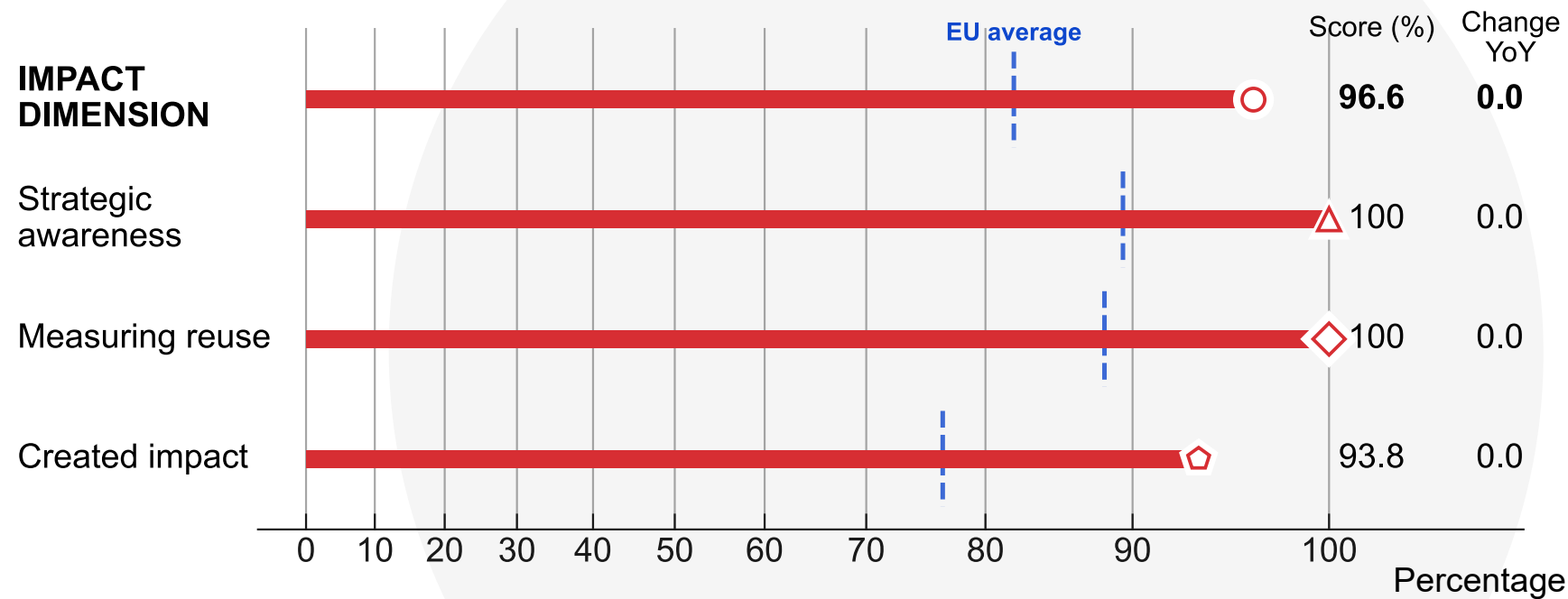


Key questions

- Do you monitor the quality of the metadata available on your portal? ☒ Yes
- Do you set any standards on metadata quality that data providers must abide by? ☒ Yes
- Do you use a model to assess the quality of deployment of data in your country? ☒ Yes

Impact dimension

2025 impact maturity scores of Ireland



Key questions

- Do you have a definition of open data reuse in your country? ☒ Yes
- Are there any processes in place to monitor the level of reuse of your country's open data? ☒ Yes
- Do you have a methodology in place to measure the impact of open data? ☒ Yes

Open data maturity

2025 country factsheet

State of play at a glance

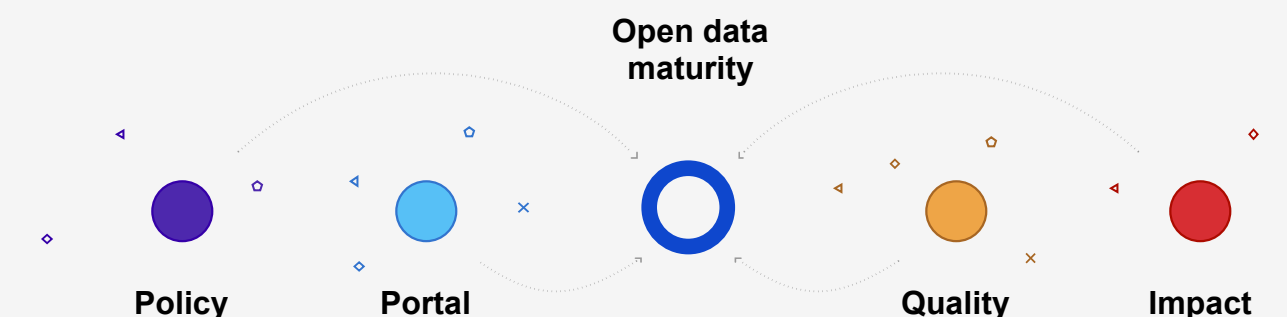
Greece initiated a series of updates to its open data infrastructure and governance framework. The national open data portal underwent enhancements to support improved functionality, including DCAT-AP compliance, and is now harvested by the European Data Portal (data.europa.eu). These upgrades aim to improve user experience and data discoverability, with a growing number of machine-readable datasets added following targeted outreach to public bodies.

Greece is revising its data strategy to incorporate the Data Governance Act (Regulation (EU) 2022/868), aligning national practices with EU policy and promoting data-driven innovation. As part of the portal redevelopment, consultations were held with stakeholders from the public sector, academia and civil society to inform the design of an impact measurement framework tailored to user needs and policy objectives. The portal's technical improvements also support curated metadata and interoperability standards.



Explore more open data maturity insights online at:

<https://data.europa.eu/en/open-data-maturity/2025>



Assessment methodology

Open data maturity is measured on four thematic dimensions: policy, portal, quality and impact. Each dimension contributes an equal 25 % towards the overall maturity score.



Policy
Investigates the open data policies and strategies in place in the countries, the national governance models for managing open data and the measures applied to implement those policies and strategies.



Portal
Investigates the functionality of national open data portals, the extent to which users' needs and behaviour are examined to improve the portal, the availability of open data across different domains and the approach to ensuring the portal's sustainability.

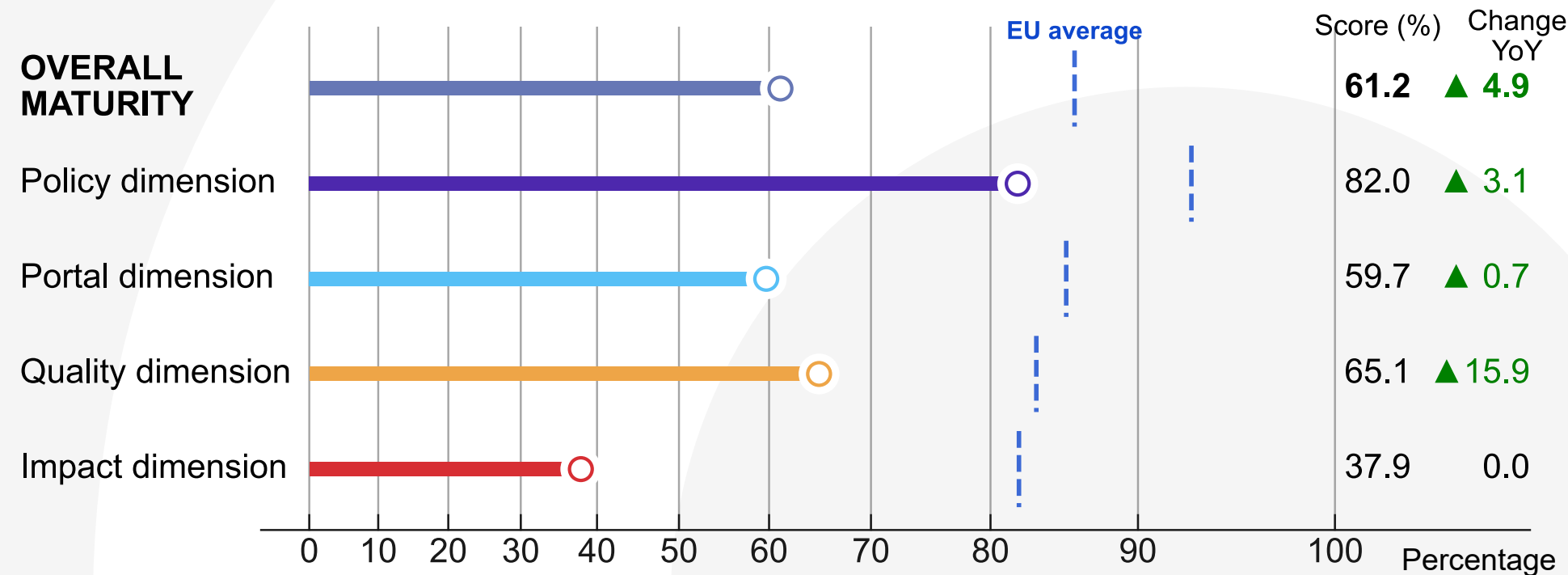


Quality
Investigates the measures adopted by portal managers to ensure the systematic harvesting of metadata, the monitoring of metadata quality and compliance with the DCAT-AP metadata standard and the quality of the deployment of the published data on the national portal.

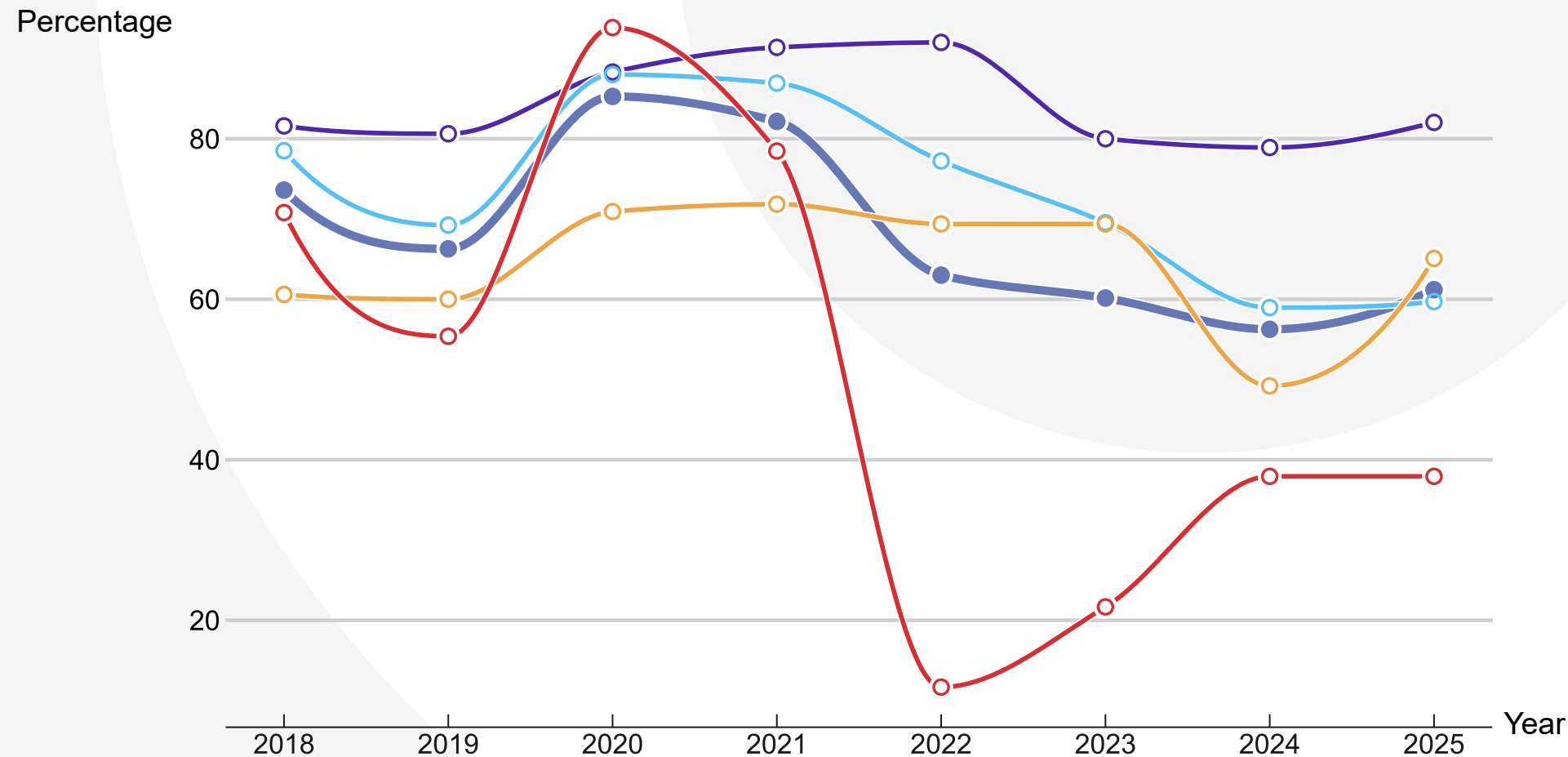


Impact
Investigates how well countries define and measure data reuse, the steps taken to assess reuse and user needs and the presence of reuse examples in the domains of government, society, the environment and the economy.

2025 maturity scores of Greece

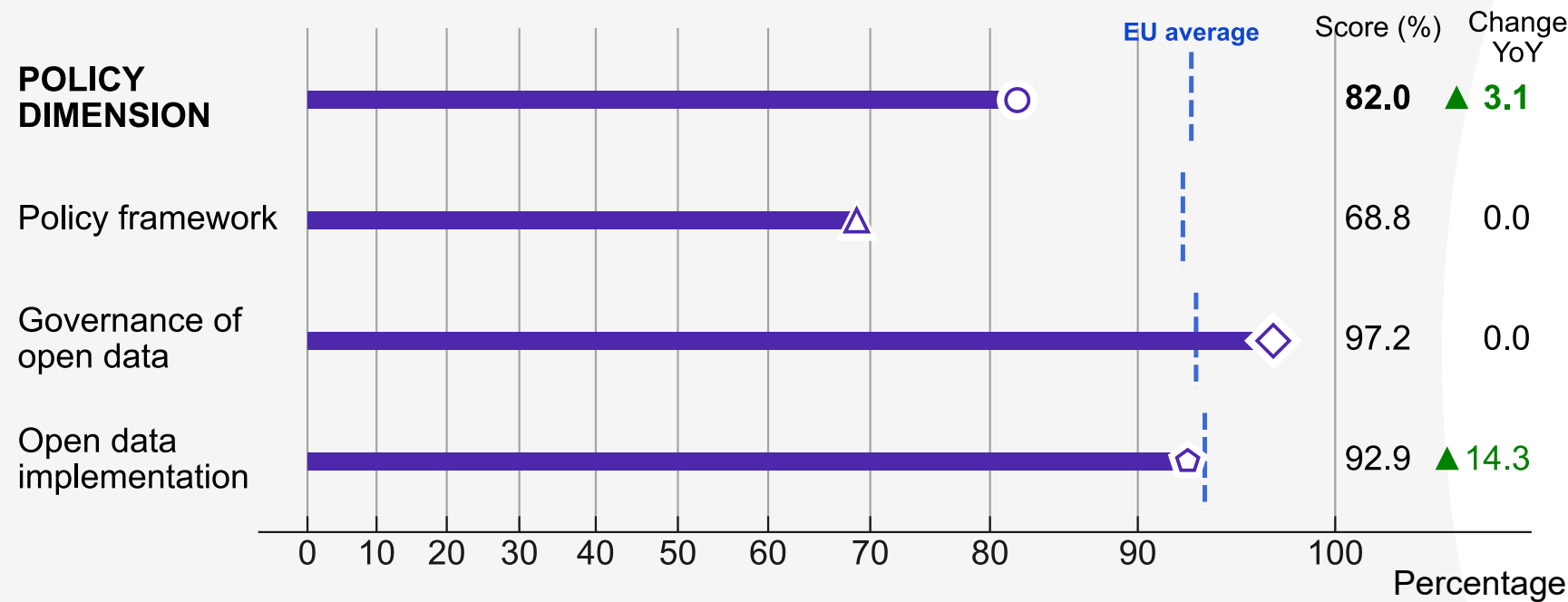


Maturity scores of Greece over time






Policy dimension

2025 policy maturity scores of Greece

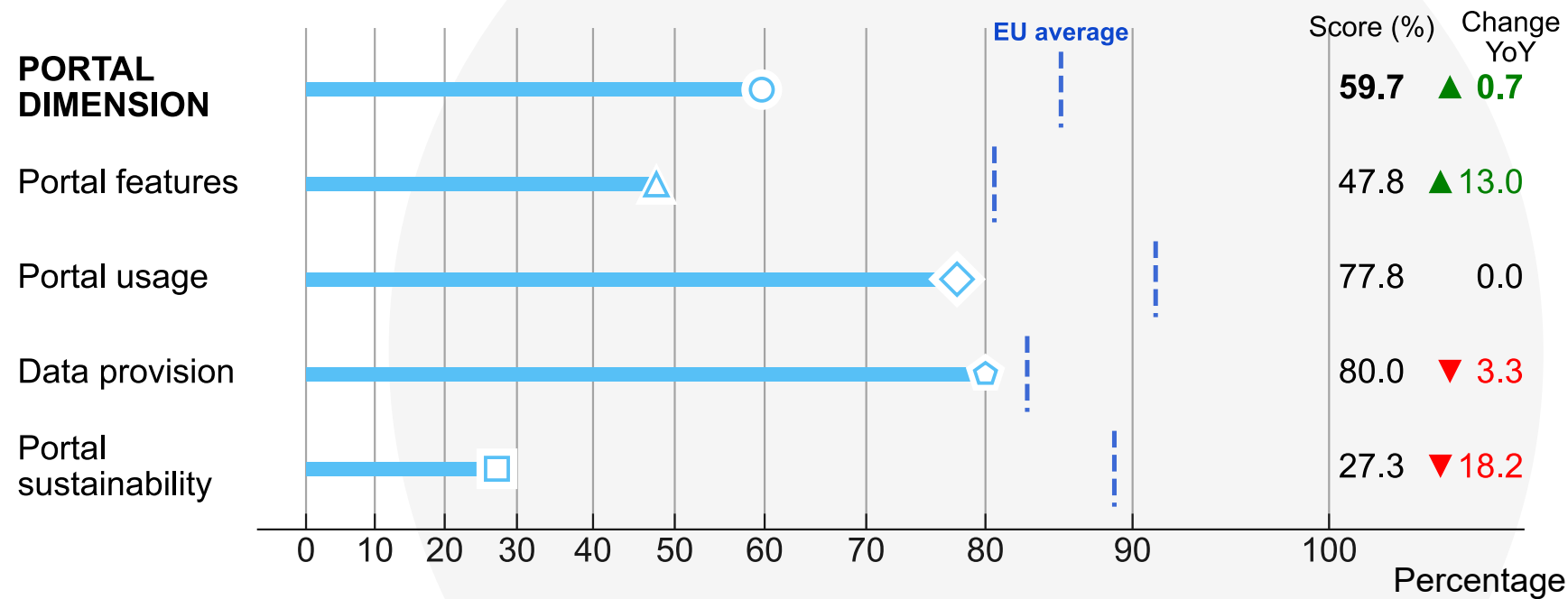


Key questions




- Does the national open data policy/strategy include an action plan?  Yes
- To what degree do local/regional public bodies conduct open data initiatives?  Majority
- Are there processes to ensure that the open data policies/strategy are implemented?  Yes

Portal dimension

2025 portal maturity scores of Greece

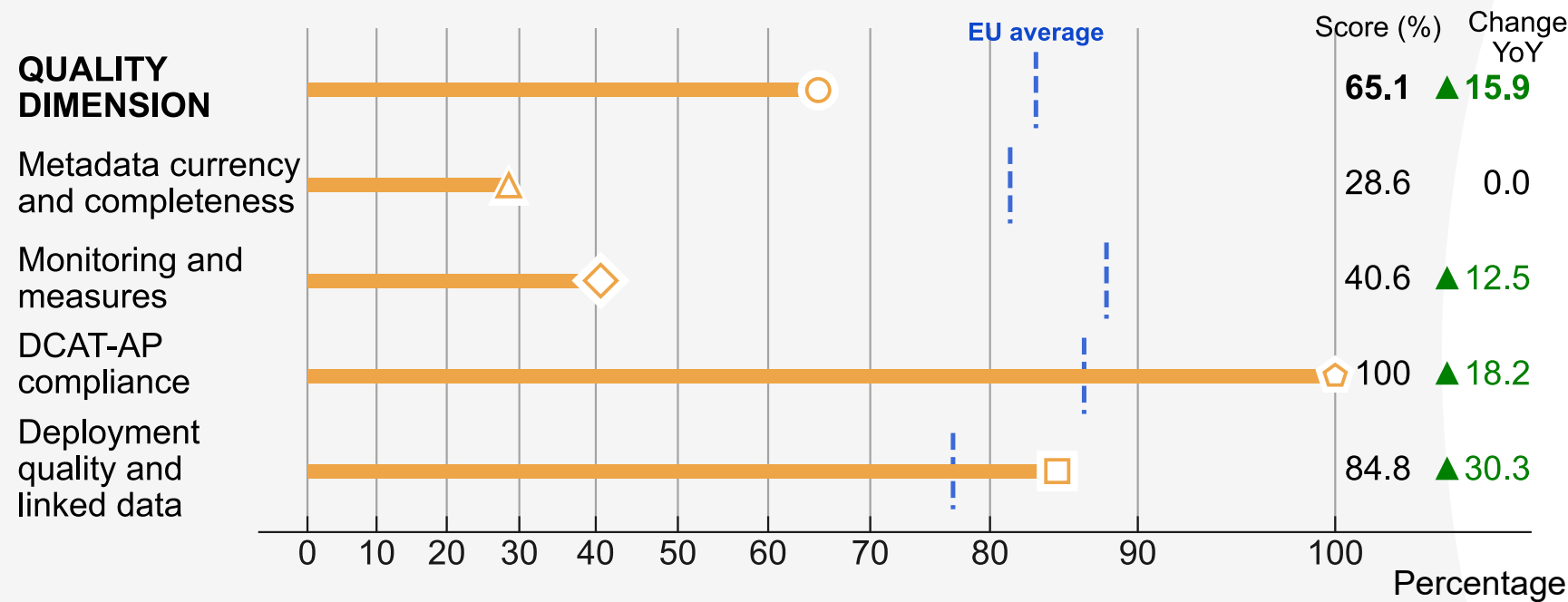


Key questions




- Do you monitor the portal's traffic?  Yes
- To what degree do public sector data providers contribute data to the portal?  Majority
- Does the national portal allow users to see what data exists but cannot be made available as open data?  Yes

Quality dimension

2025 quality maturity scores of Greece

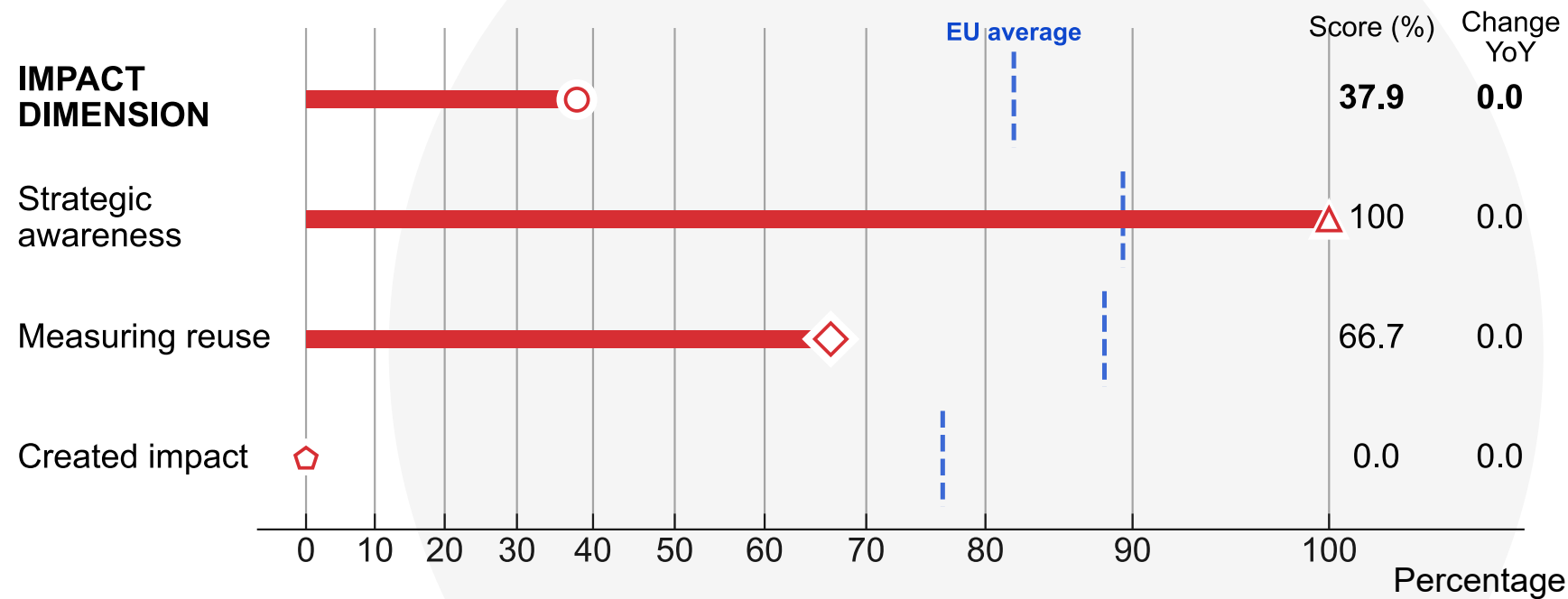


Key questions




- Do you monitor the quality of the metadata available on your portal?  Yes
- Do you set any standards on metadata quality that data providers must abide by?  Yes
- Do you use a model to assess the quality of deployment of data in your country?  Yes

Impact dimension

2025 impact maturity scores of Greece



Key questions

- Do you have a definition of open data reuse in your country?  Yes
- Are there any processes in place to monitor the level of reuse of your country's open data?  Yes
- Do you have a methodology in place to measure the impact of open data?  Yes

Open data maturity

2025 country factsheet

State of play at a glance

Spain reinforced its leadership in open data through strategic policy development, technical modernisation and reuse-driven innovation. A milestone was the configuration of the 5th Open Government Plan, developed through a co-creation process involving all stakeholder groups. This plan introduced new initiatives linked to open data governance and reuse. Spain also advanced the publication of high-value datasets, in line with Implementing Regulation (EU) 2023/138 and facilitated by the federation between the National Catalogue and the European Data Portal.

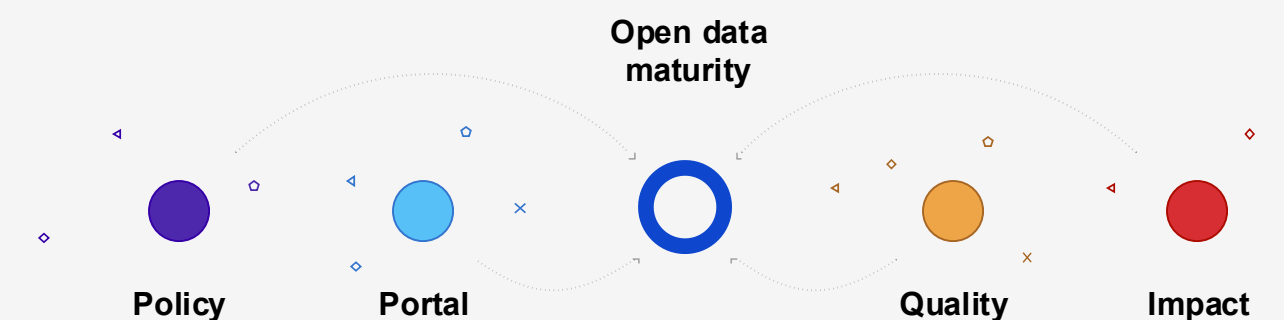
The datos.gob.es platform underwent a major redesign, including adjustments to the DCAT-AP-ES metadata profile and the release of a dedicated implementation guide. A learning and development community was consolidated around this standard via GitHub, supporting metadata quality and interoperability. The portal's search engine and monitoring tools were enhanced, including external reuse tracking through GitHub references and enriched analytics via Looker Studio.

Impact initiatives included the National Open Data Meeting, which fostered cross-administration collaboration and set annual reuse challenges. Spain also launched step-by-step data science exercises using conversational AI agents and celebrated 25 years of the ASEDIE Multisectorial Information Association with continued support for the infomediary sector. The Spanish Federation of Municipalities and Provinces identified 80 essential datasets for local governments, promoting consistency and reuse at the municipal level. A new support service, Public Data Demand Management, was introduced to help public administrations publish data in sectoral data spaces.



Explore more open data maturity insights online at:

<https://data.europa.eu/en/open-data-maturity/2025>



Assessment methodology

Open data maturity is measured on four thematic dimensions: policy, portal, quality and impact. Each dimension contributes an equal 25 % towards the overall maturity score.



Policy
Investigates the open data policies and strategies in place in the countries, the national governance models for managing open data and the measures applied to implement those policies and strategies.



Portal
Investigates the functionality of national open data portals, the extent to which users’ needs and behaviour are examined to improve the portal, the availability of open data across different domains and the approach to ensuring the portal’s sustainability.

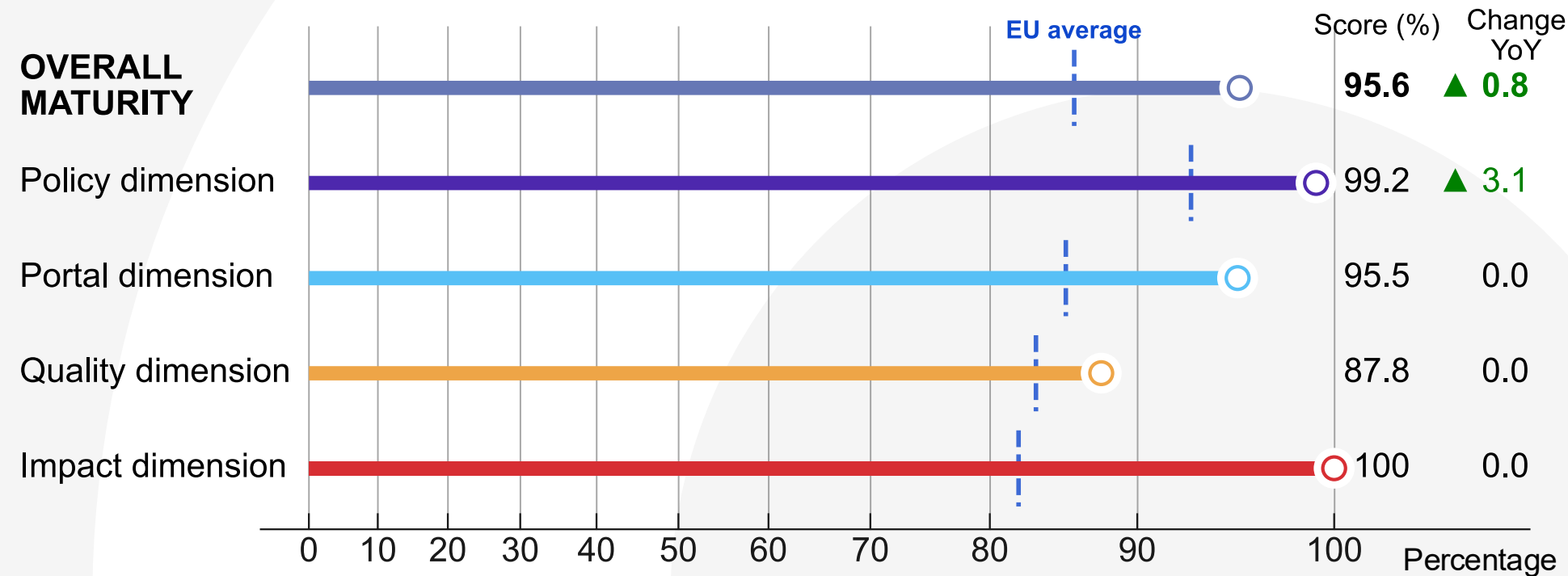


Quality
Investigates the measures adopted by portal managers to ensure the systematic harvesting of metadata, the monitoring of metadata quality and compliance with the DCAT-AP metadata standard and the quality of the deployment of the published data on the national portal.

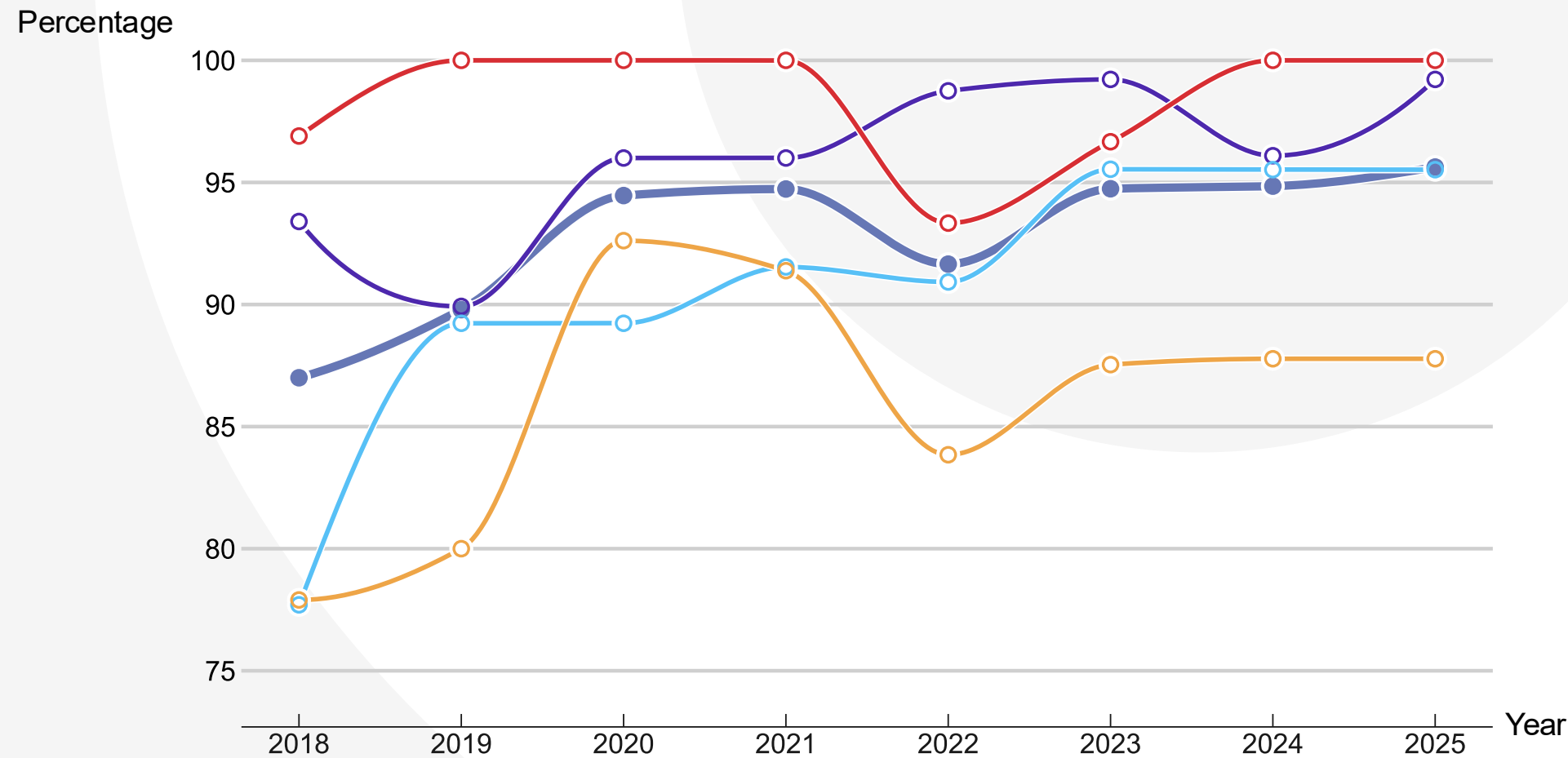


Impact
Investigates how well countries define and measure data reuse, the steps taken to assess reuse and user needs and the presence of reuse examples in the domains of government, society, the environment and the economy.

2025 maturity scores of Spain

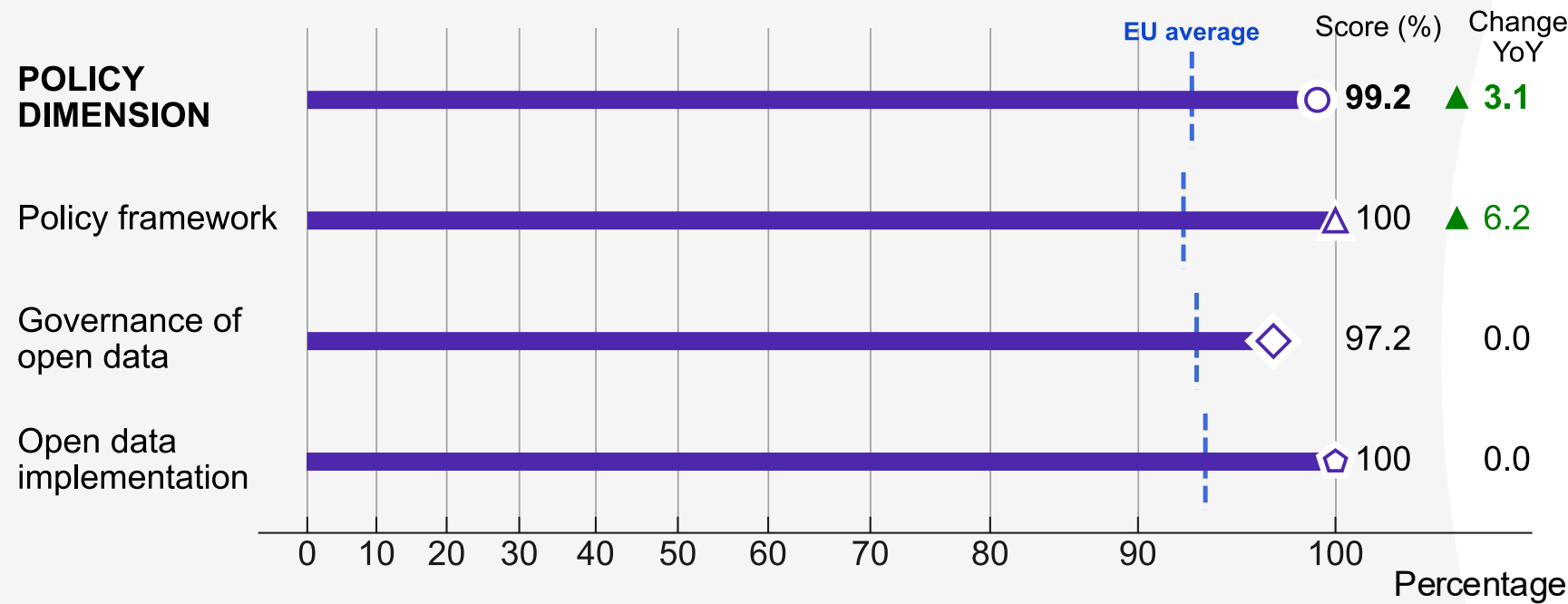


Maturity scores of Spain over time






Policy dimension

2025 policy maturity scores of Spain

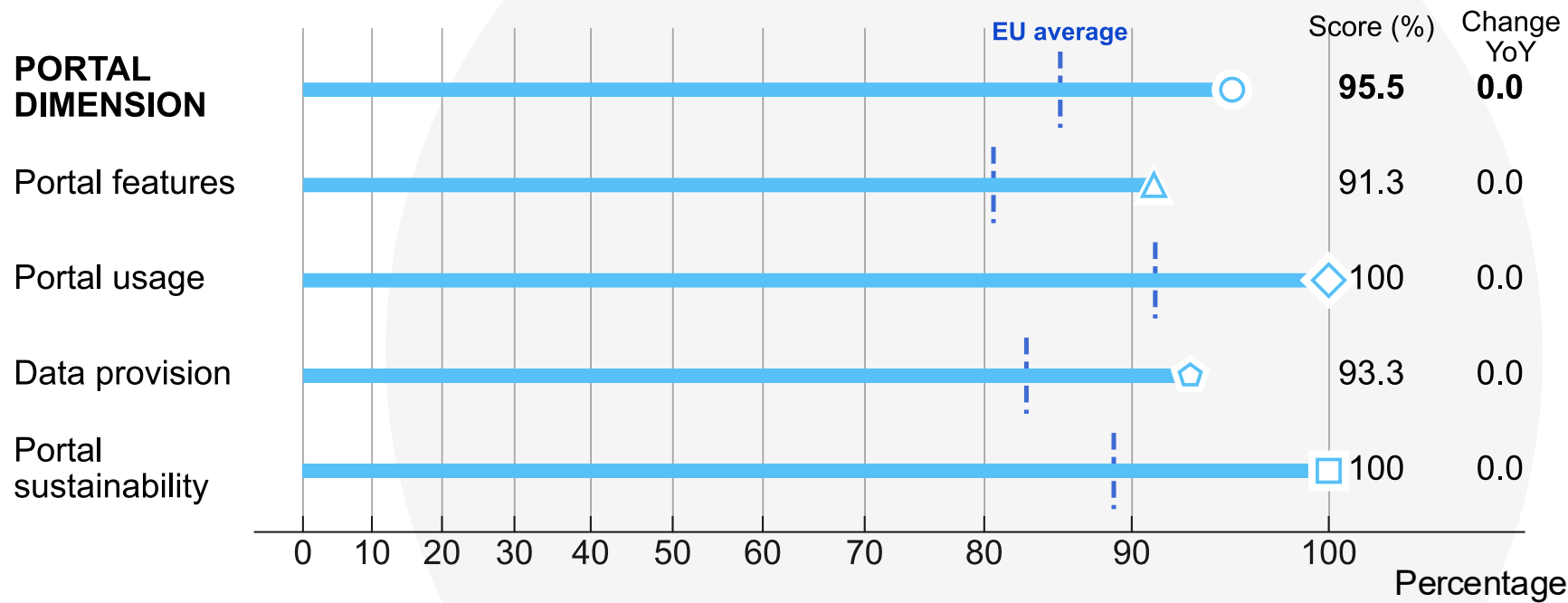


Key questions




- Does the national open data policy/strategy include an action plan?  Yes
- To what degree do local/regional public bodies conduct open data initiatives?  Majority
- Are there processes to ensure that the open data policies/strategy are implemented?  Yes

Portal dimension

2025 portal maturity scores of Spain

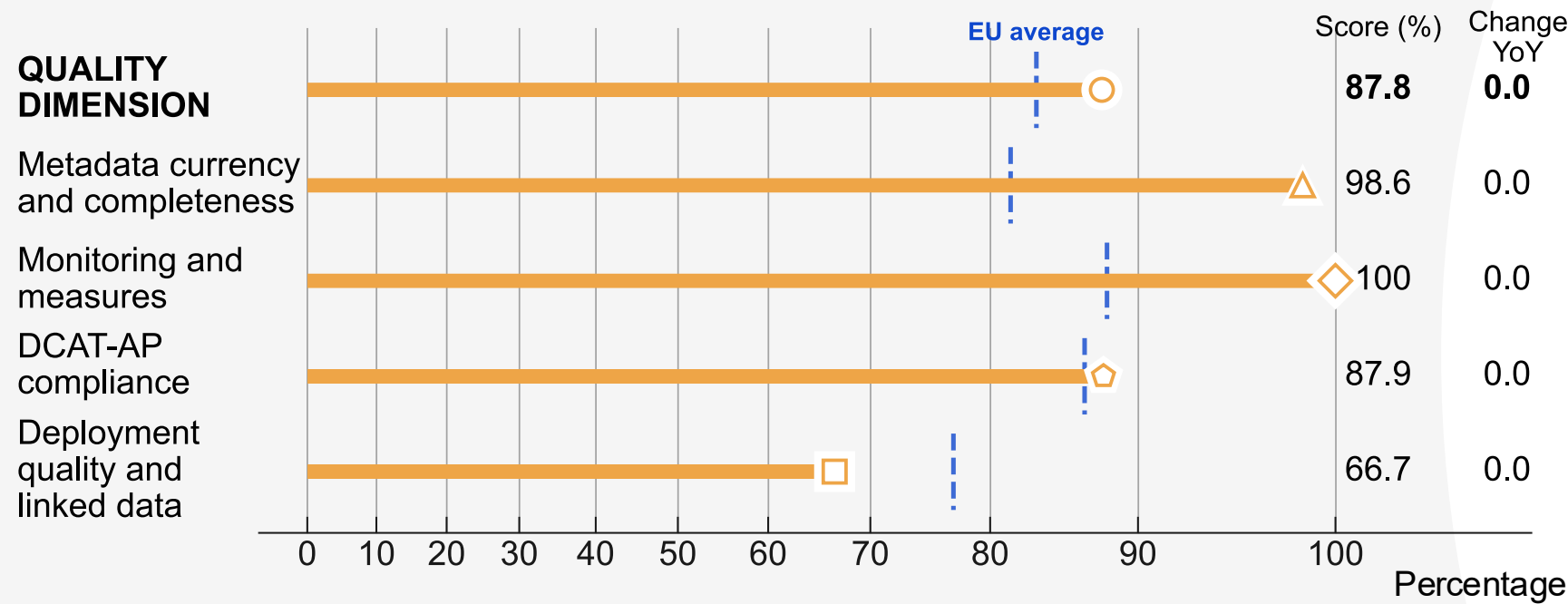


Key questions




- Do you monitor the portal's traffic?  Yes
- To what degree do public sector data providers contribute data to the portal?  Majority
- Does the national portal allow users to see what data exists but cannot be made available as open data?  Yes

Quality dimension

2025 quality maturity scores of Spain

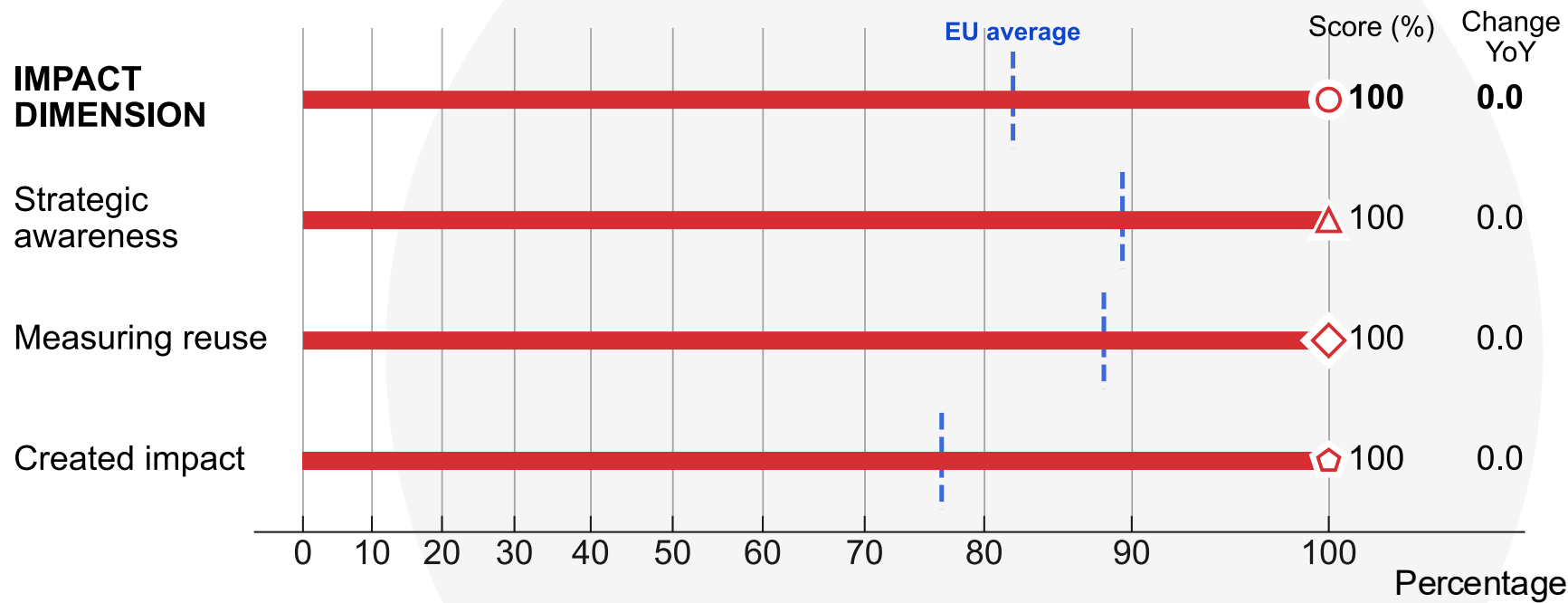


Key questions




- Do you monitor the quality of the metadata available on your portal?  Yes
- Do you set any standards on metadata quality that data providers must abide by?  Yes
- Do you use a model to assess the quality of deployment of data in your country?  Yes

Impact dimension

2025 impact maturity scores of Spain



Key questions

- Do you have a definition of open data reuse in your country?  Yes
- Are there any processes in place to monitor the level of reuse of your country's open data?  Yes
- Do you have a methodology in place to measure the impact of open data?  Yes

Open data maturity

2025 country factsheet

State of play at a glance

France reinforced its national open data strategy through the 'France Nation Verte' roadmap, which prioritises the publication of environmental and mobility datasets to support ecological planning and transparency. The country fully implemented Implementing Regulation (EU) 2023/138 on high-value datasets, ensuring that these datasets are available on data.gouv.fr, compliant with DCAT-AP and accessible on the European Data Portal (data.europa.eu). Governance mechanisms were expanded to include referencing of restricted and non-open datasets, and schema durability was legally formalised to improve interoperability.

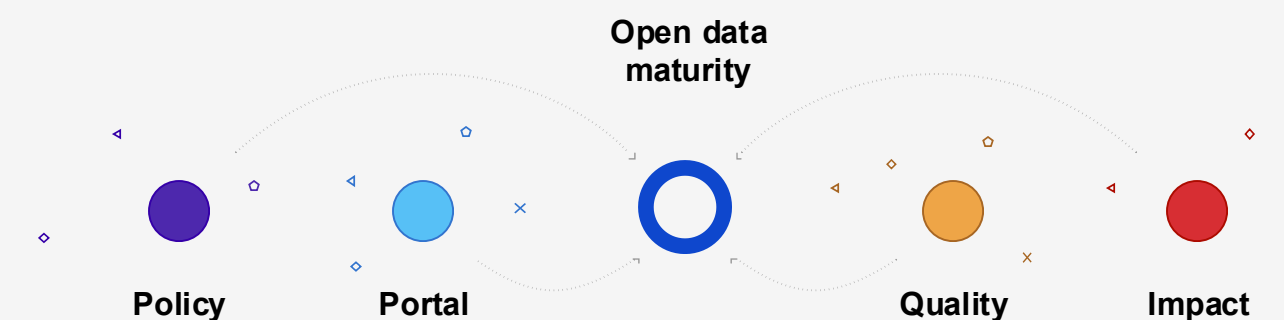
The Ministry of Education published a 2024–2027 action plan focused on data governance and transparency. The national portal underwent substantial upgrades, including improved geospatial metadata harvesting, streamlined publication workflows and the introduction of thematic platforms such as meteo.data.gouv.fr, ecologie.data.gouv.fr and logistique.data.gouv.fr. Over 20 000 new datasets were added, supported by real-time quality indicators and increased use of standardised schemas.

Community engagement was fostered through initiatives like Open Data University, involving 2 000 students across 30 institutions, and hackathons targeting climate and food data. Capacity-building efforts included learning guides for reusers and workshops for public bodies on measuring data impact. France also advanced in metadata quality monitoring and expanded discoverability through integration with api.gouv.fr and cataloguing of restricted-access datasets.



Explore more open data maturity insights online at:

<https://data.europa.eu/en/open-data-maturity/2025>



Assessment methodology

Open data maturity is measured on four thematic dimensions: policy, portal, quality and impact. Each dimension contributes an equal 25 % towards the overall maturity score.



Policy
Investigates the open data policies and strategies in place in the countries, the national governance models for managing open data and the measures applied to implement those policies and strategies.



Portal
Investigates the functionality of national open data portals, the extent to which users' needs and behaviour are examined to improve the portal, the availability of open data across different domains and the approach to ensuring the portal's sustainability.

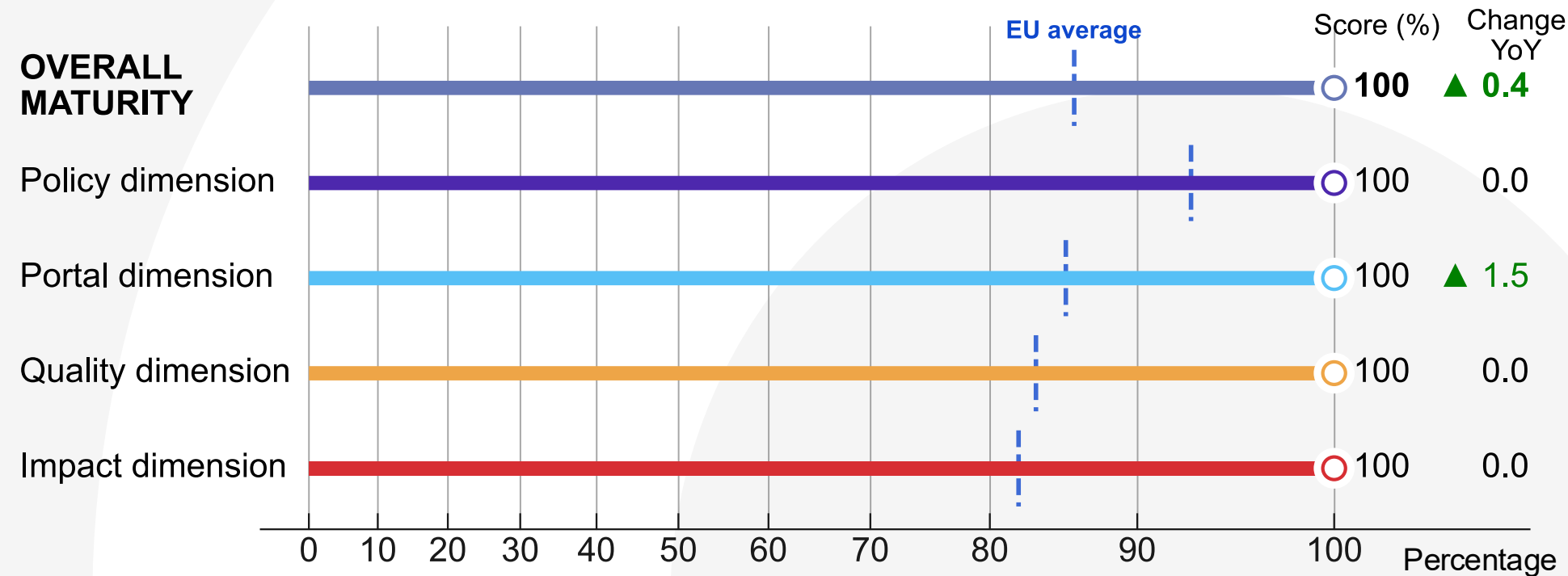


Quality
Investigates the measures adopted by portal managers to ensure the systematic harvesting of metadata, the monitoring of metadata quality and compliance with the DCAT-AP metadata standard and the quality of the deployment of the published data on the national portal.

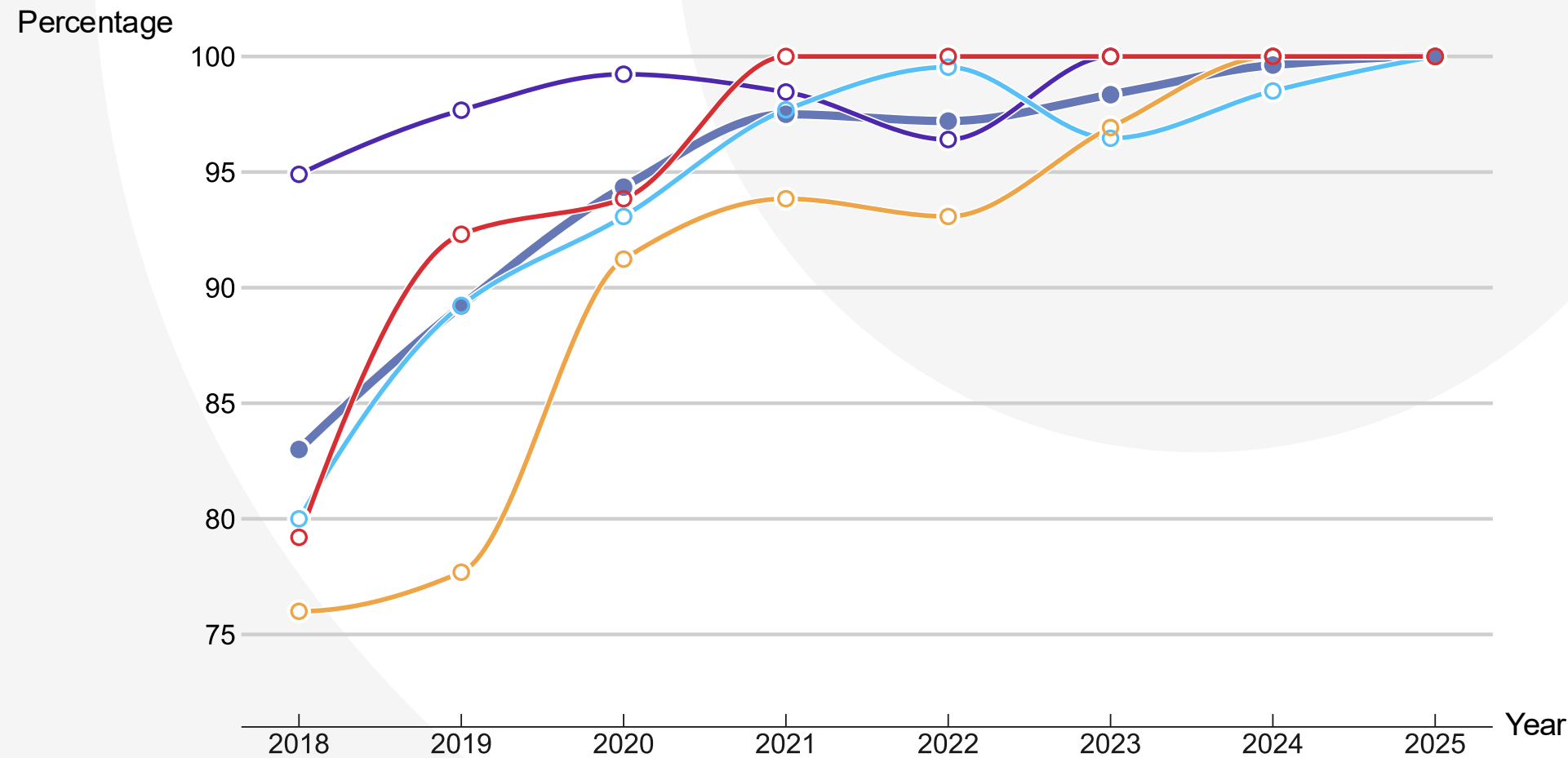


Impact
Investigates how well countries define and measure data reuse, the steps taken to assess reuse and user needs and the presence of reuse examples in the domains of government, society, the environment and the economy.

2025 maturity scores of France

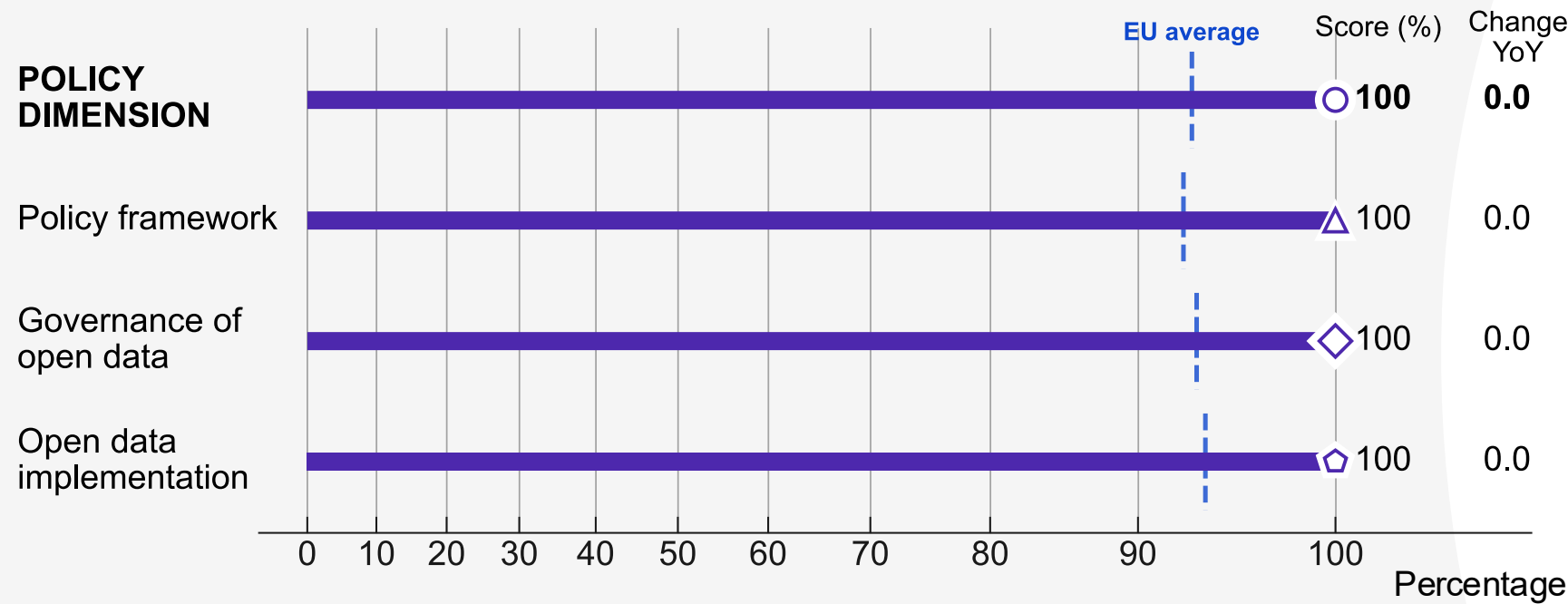


Maturity scores of France over time






Policy dimension

2025 policy maturity scores of France

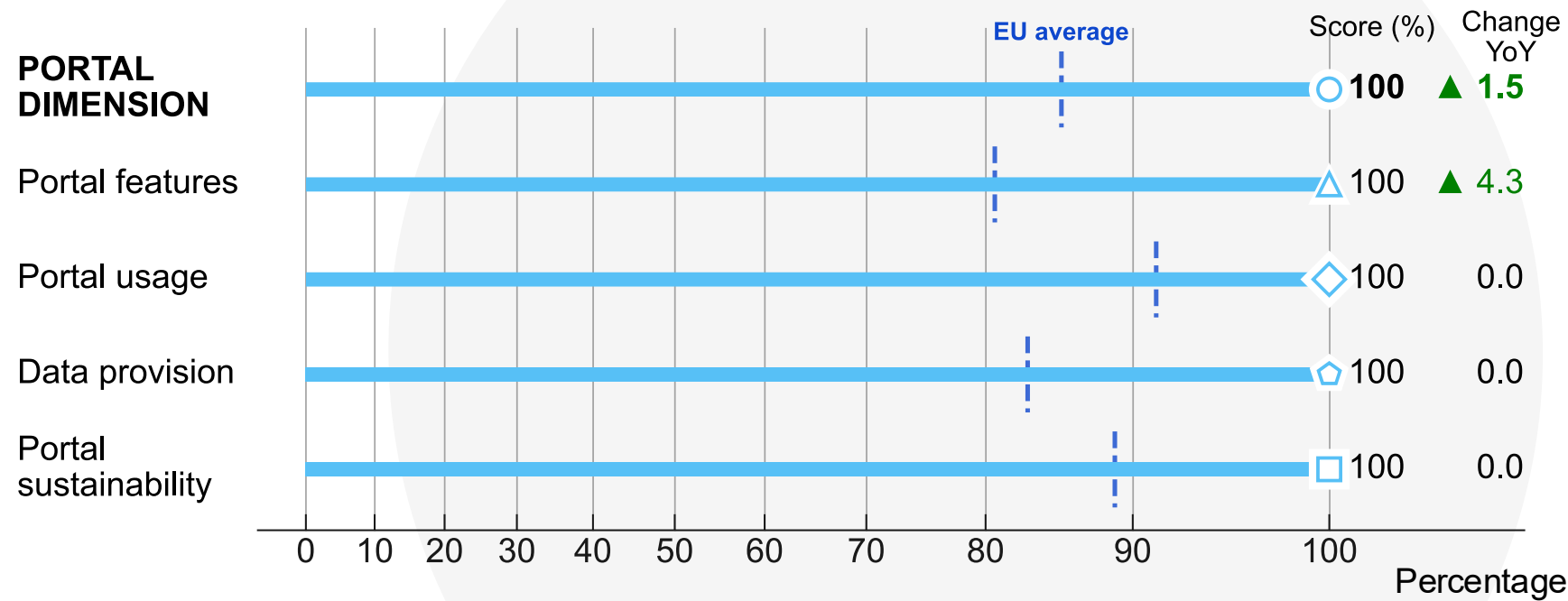


Key questions




- Does the national open data policy/strategy include an action plan?  Yes
- To what degree do local/regional public bodies conduct open data initiatives?  All
- Are there processes to ensure that the open data policies/strategy are implemented?  Yes

Portal dimension

2025 portal maturity scores of France

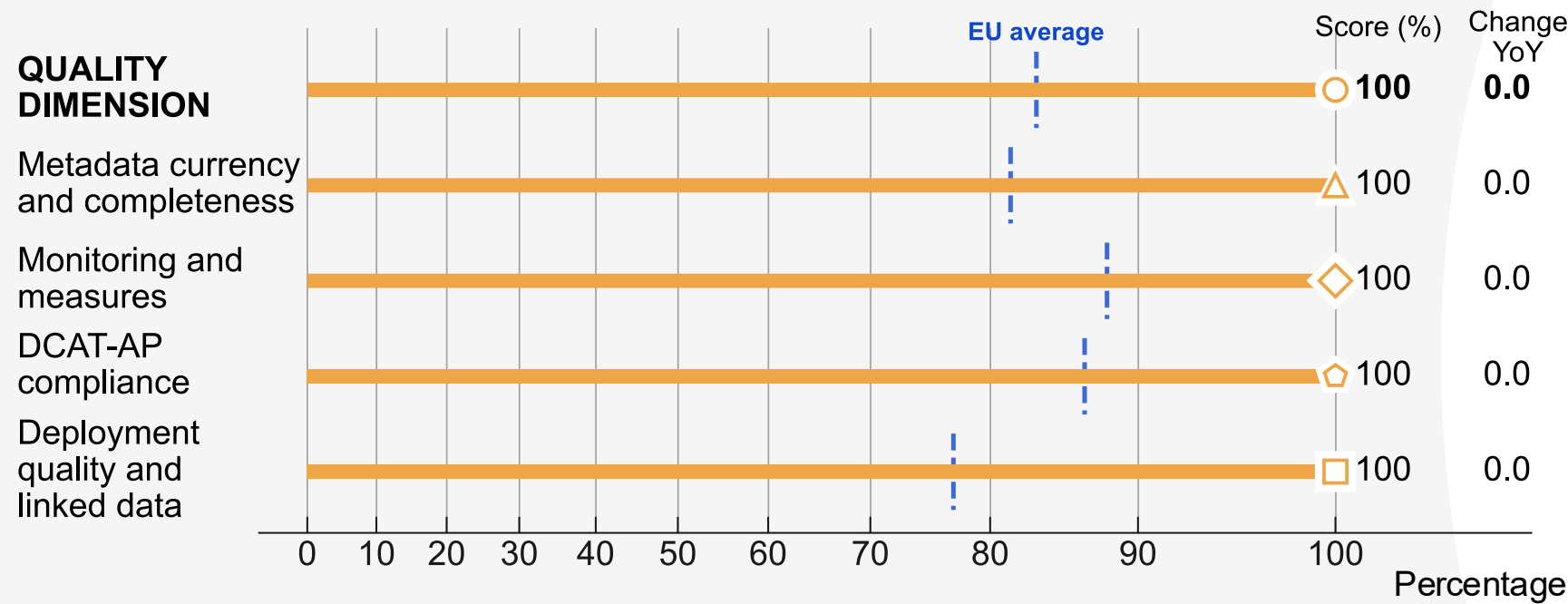


Key questions




- Do you monitor the portal's traffic?  Yes
- To what degree do public sector data providers contribute data to the portal?  All
- Does the national portal allow users to see what data exists but cannot be made available as open data?  Yes

Quality dimension

2025 quality maturity scores of France

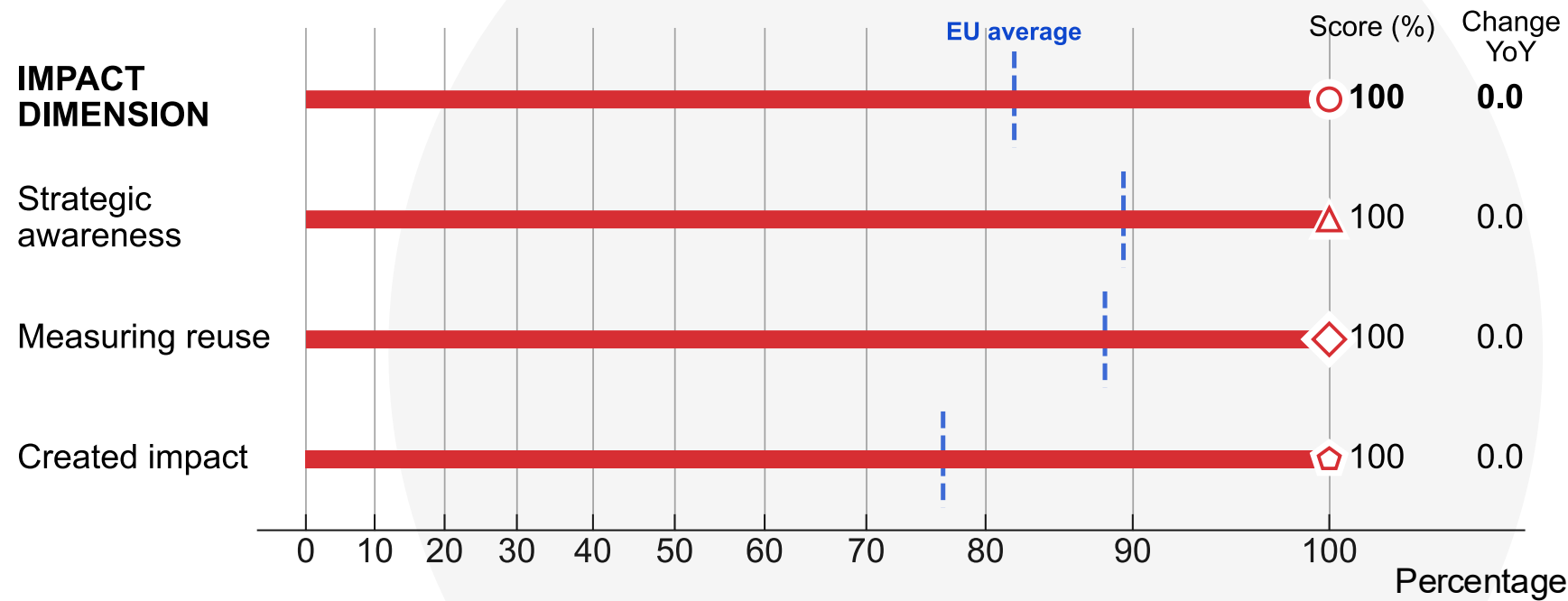


Key questions




- Do you monitor the quality of the metadata available on your portal?  Yes
- Do you set any standards on metadata quality that data providers must abide by?  Yes
- Do you use a model to assess the quality of deployment of data in your country?  Yes

Impact dimension

2025 impact maturity scores of France



Key questions

- Do you have a definition of open data reuse in your country?  Yes
- Are there any processes in place to monitor the level of reuse of your country's open data?  Yes
- Do you have a methodology in place to measure the impact of open data?  Yes

Open data maturity

2025 country factsheet

State of play at a glance

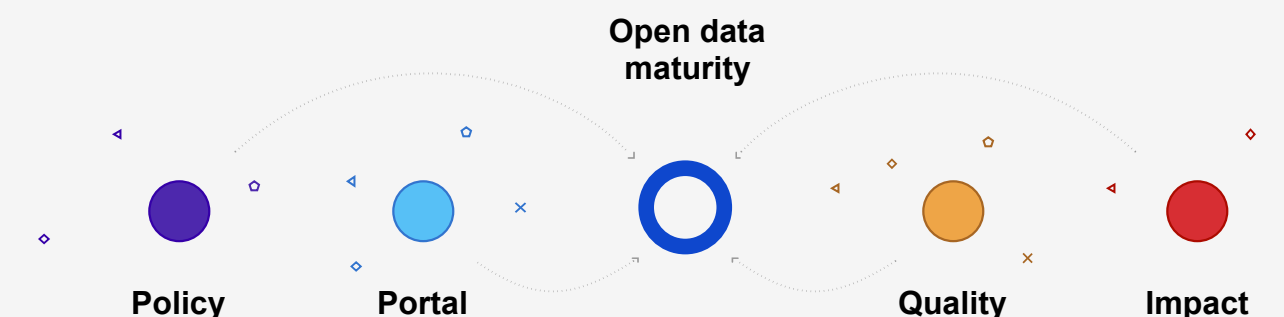
Croatia continued to strengthen its open data framework through targeted improvements in portal functionality and metadata quality. The national open data portal data.gov.hr was upgraded with enhanced search capabilities, improved dataset categorisation and new visualisations for usage statistics. These changes were accompanied by the implementation of DCAT-AP 2.0 and the introduction of a dedicated section for high-value datasets, aligned with Implementing Regulation (EU) 2023/138.

Croatia also expanded its open data offering with new datasets from the Ministry of Justice and Public Administration, including court statistics and public sector employment data. On the policy front, the country maintained its commitment to the Open Government Partnership, with open data remaining a key component of transparency and digital governance efforts.



Explore more open data maturity insights online at:

<https://data.europa.eu/en/open-data-maturity/2025>



Assessment methodology

Open data maturity is measured on four thematic dimensions: policy, portal, quality and impact. Each dimension contributes an equal 25 % towards the overall maturity score.



Policy
Investigates the open data policies and strategies in place in the countries, the national governance models for managing open data and the measures applied to implement those policies and strategies.



Portal
Investigates the functionality of national open data portals, the extent to which users' needs and behaviour are examined to improve the portal, the availability of open data across different domains and the approach to ensuring the portal's sustainability.

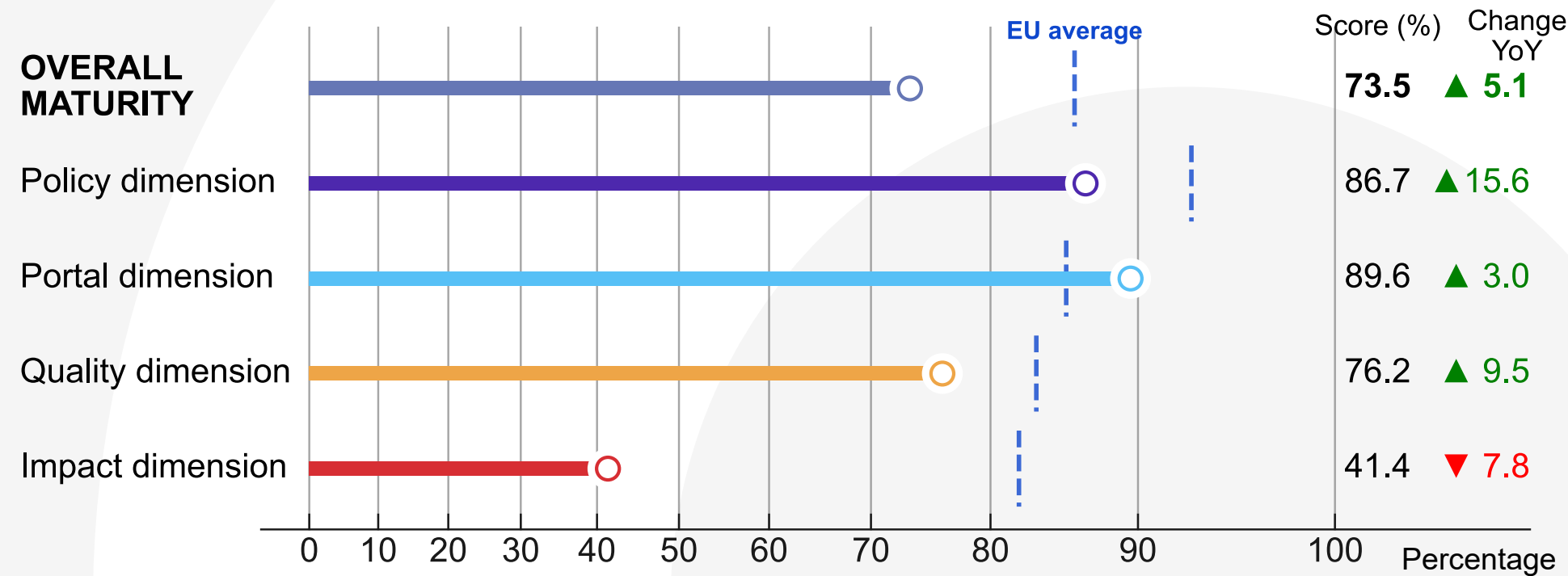


Quality
Investigates the measures adopted by portal managers to ensure the systematic harvesting of metadata, the monitoring of metadata quality and compliance with the DCAT-AP metadata standard and the quality of the deployment of the published data on the national portal.

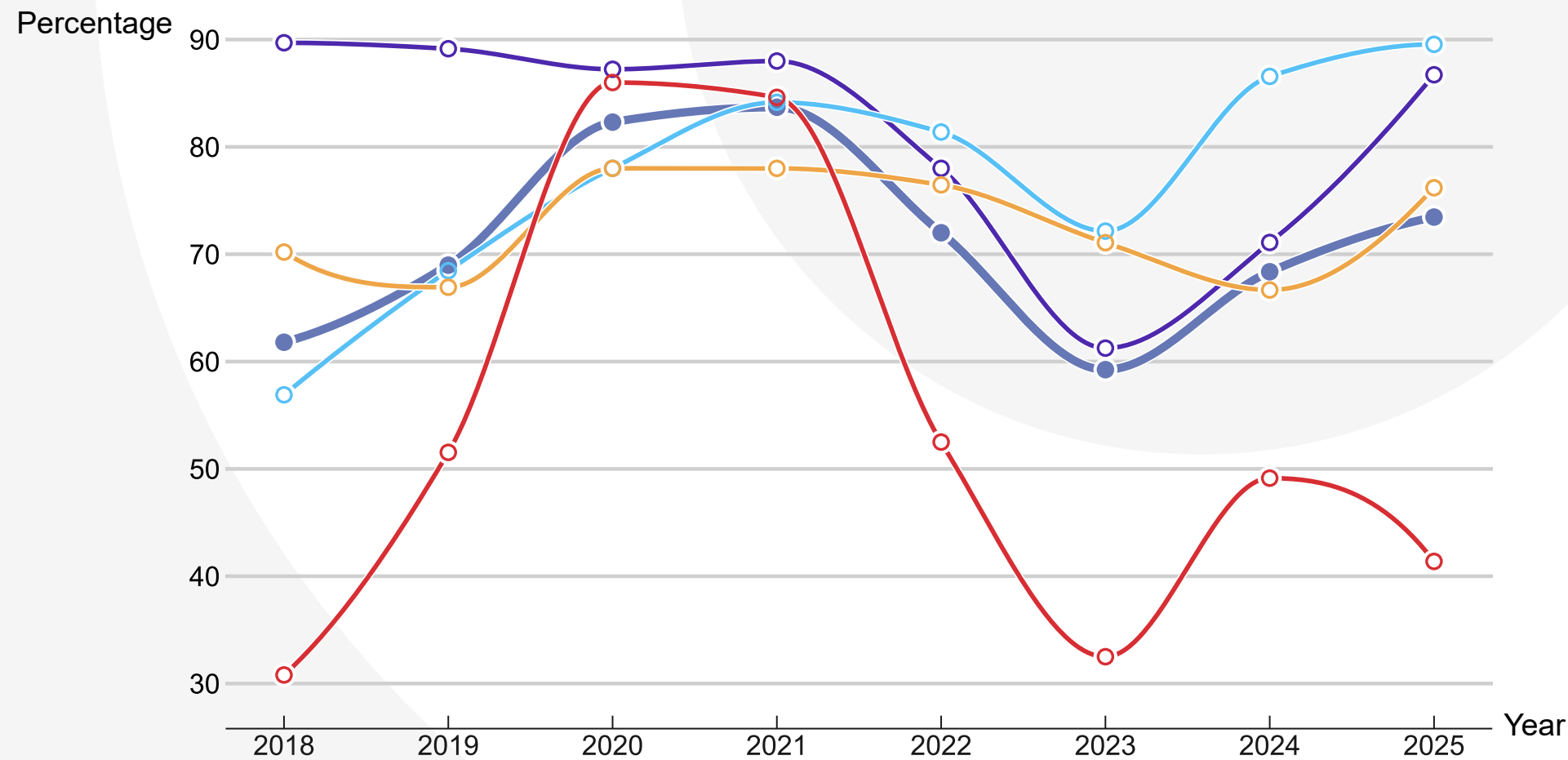


Impact
Investigates how well countries define and measure data reuse, the steps taken to assess reuse and user needs and the presence of reuse examples in the domains of government, society, the environment and the economy.

2025 maturity scores of Croatia

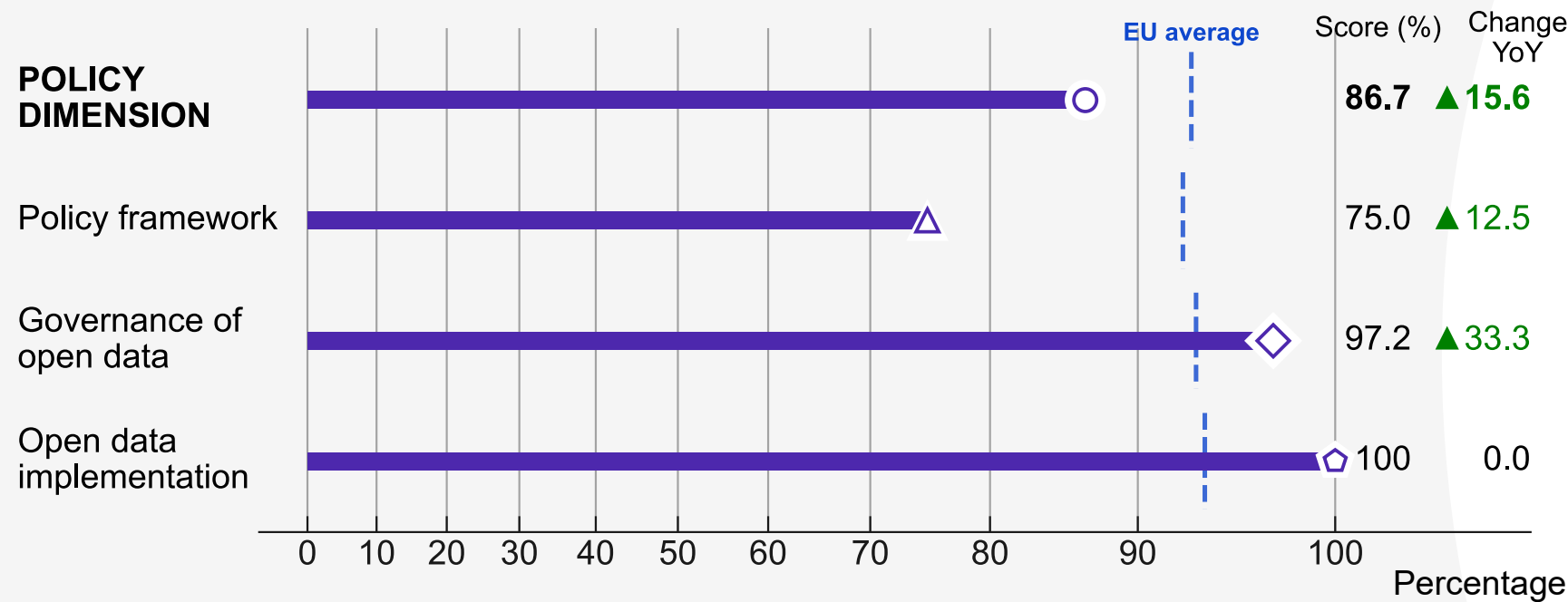


Maturity scores of Croatia over time






Policy dimension

2025 policy maturity scores of Croatia

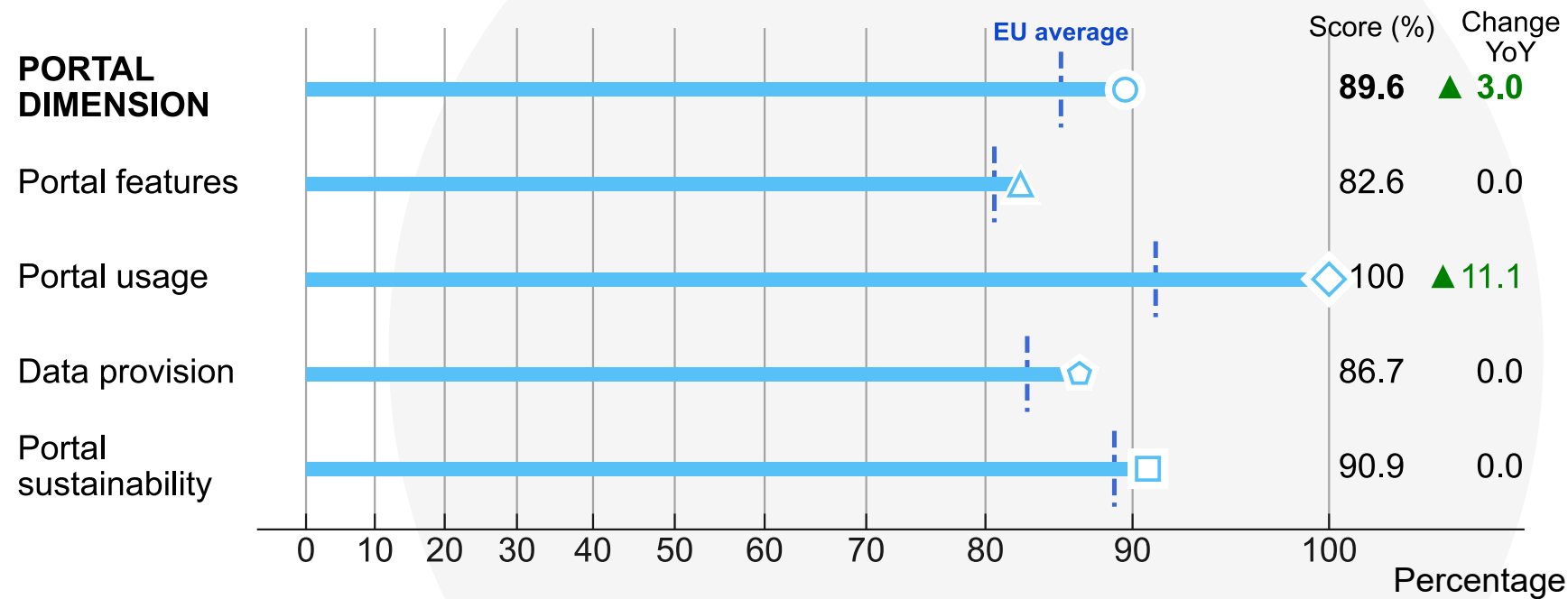


Key questions




- Does the national open data policy/strategy include an action plan?
 No
- To what degree do local/regional public bodies conduct open data initiatives?
 Majority
- Are there processes to ensure that the open data policies/strategy are implemented?
 Yes

Portal dimension

2025 portal maturity scores of Croatia

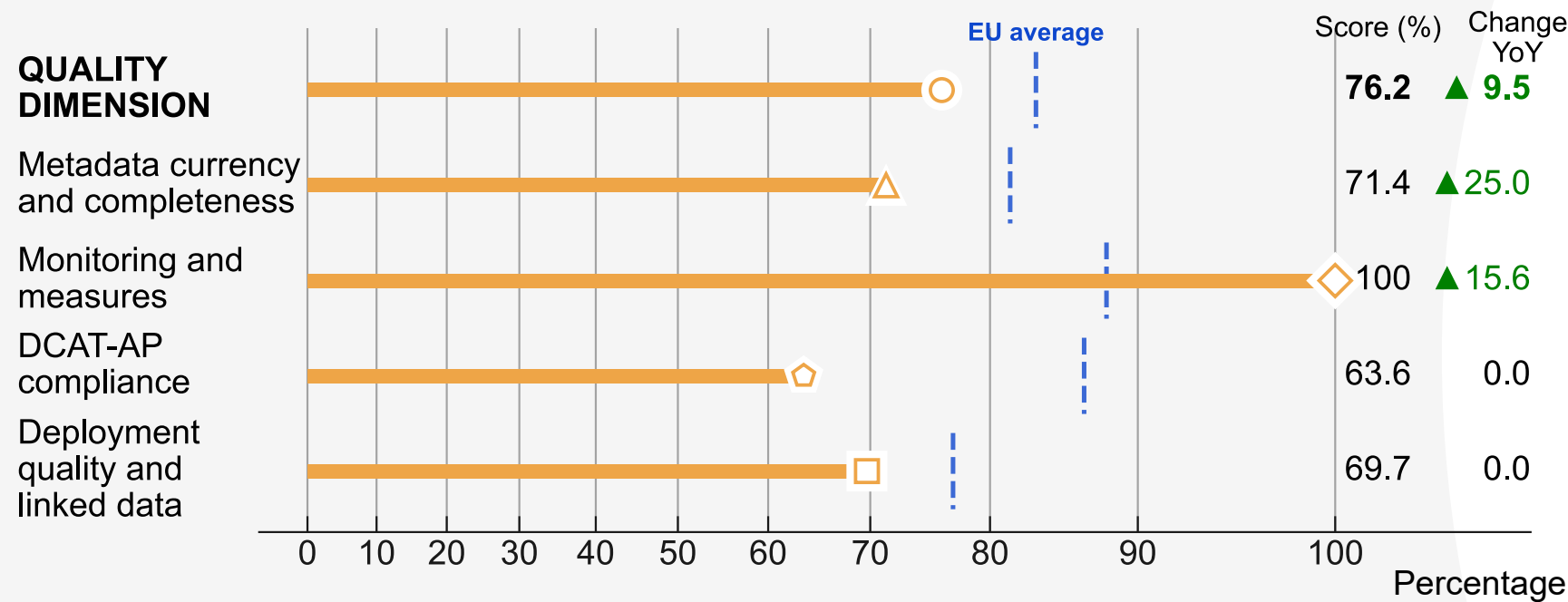


Key questions




- Do you monitor the portal's traffic?
 Yes
- To what degree do public sector data providers contribute data to the portal?
 Majority
- Does the national portal allow users to see what data exists but cannot be made available as open data?
 Yes

Quality dimension

2025 quality maturity scores of Croatia

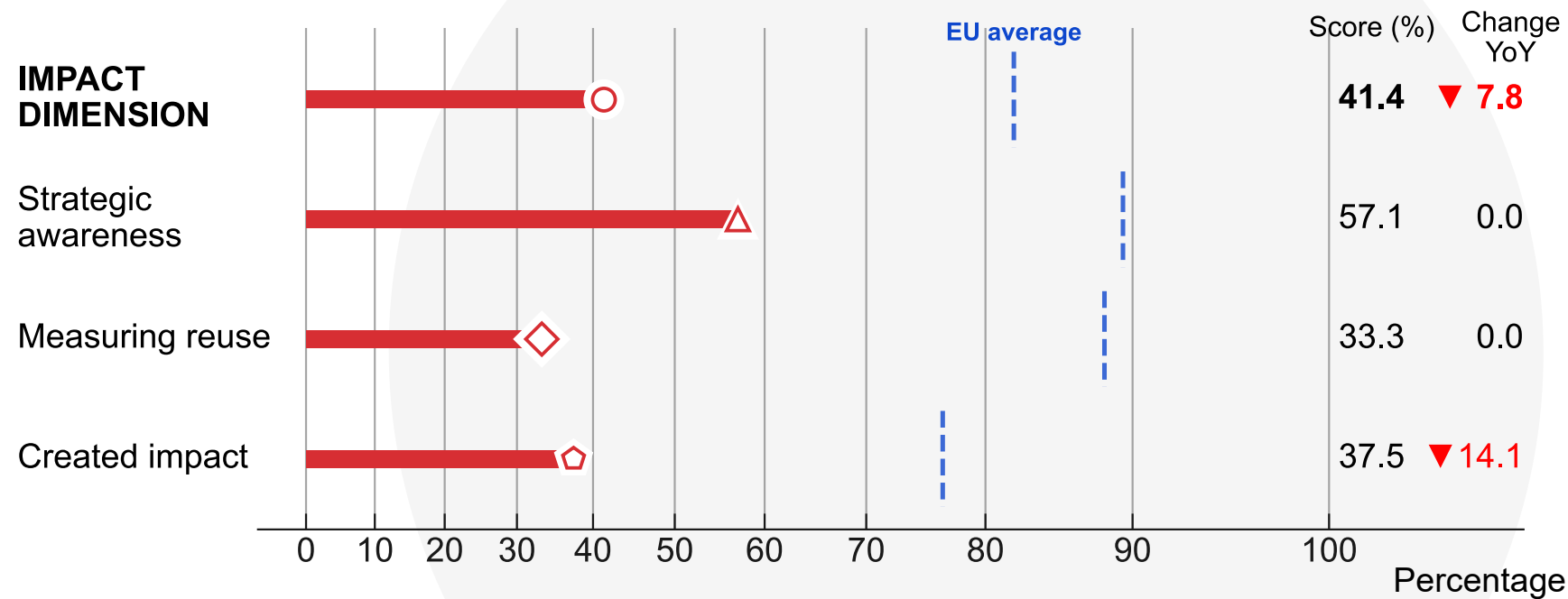


Key questions




- Do you monitor the quality of the metadata available on your portal?  Yes
- Do you set any standards on metadata quality that data providers must abide by?  Yes
- Do you use a model to assess the quality of deployment of data in your country?  Yes

Impact dimension

2025 impact maturity scores of Croatia



Key questions

- Do you have a definition of open data reuse in your country?  Yes
- Are there any processes in place to monitor the level of reuse of your country's open data?  No
- Do you have a methodology in place to measure the impact of open data?  Yes

Open data maturity

2025 country factsheet

State of play at a glance

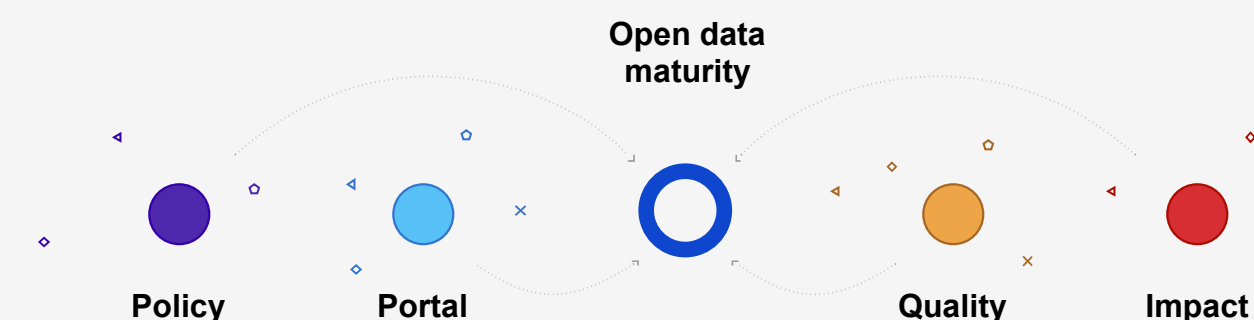
Italy continued to strengthen its open data framework through coordinated policy updates, portal enhancements and academic engagement. A revised guidance document on high-value datasets was published, and public bodies began publishing these datasets with improved discoverability via new filtering features and a homepage carousel on the national data portal. The portal was further enhanced with a metadata web editor, enabling data providers without their own catalogues to document datasets directly.

In parallel, the 2025 update of the Three-Year Plan for ICT in Public Administration integrated open data with emerging AI governance topics. A public consultation on AI adoption in the public sector was launched in March 2025, with a dedicated section linking data governance and open data policy. Efforts to improve metadata quality continued, with a significant share of high-quality metadata on the European Data Portal (data.europa.eu) originating from the Italian portal. In the academic domain, projects such as 'Open Government Data: Knowing Society Through Public Administration Data' explored the reuse of institutional datasets to support transparency, research and citizen participation.



Explore more open data maturity insights online at:

<https://data.europa.eu/en/open-data-maturity/2025>



Assessment methodology

Open data maturity is measured on four thematic dimensions: policy, portal, quality and impact. Each dimension contributes an equal 25 % towards the overall maturity score.



Policy
Investigates the open data policies and strategies in place in the countries, the national governance models for managing open data and the measures applied to implement those policies and strategies.



Portal
Investigates the functionality of national open data portals, the extent to which users’ needs and behaviour are examined to improve the portal, the availability of open data across different domains and the approach to ensuring the portal’s sustainability.

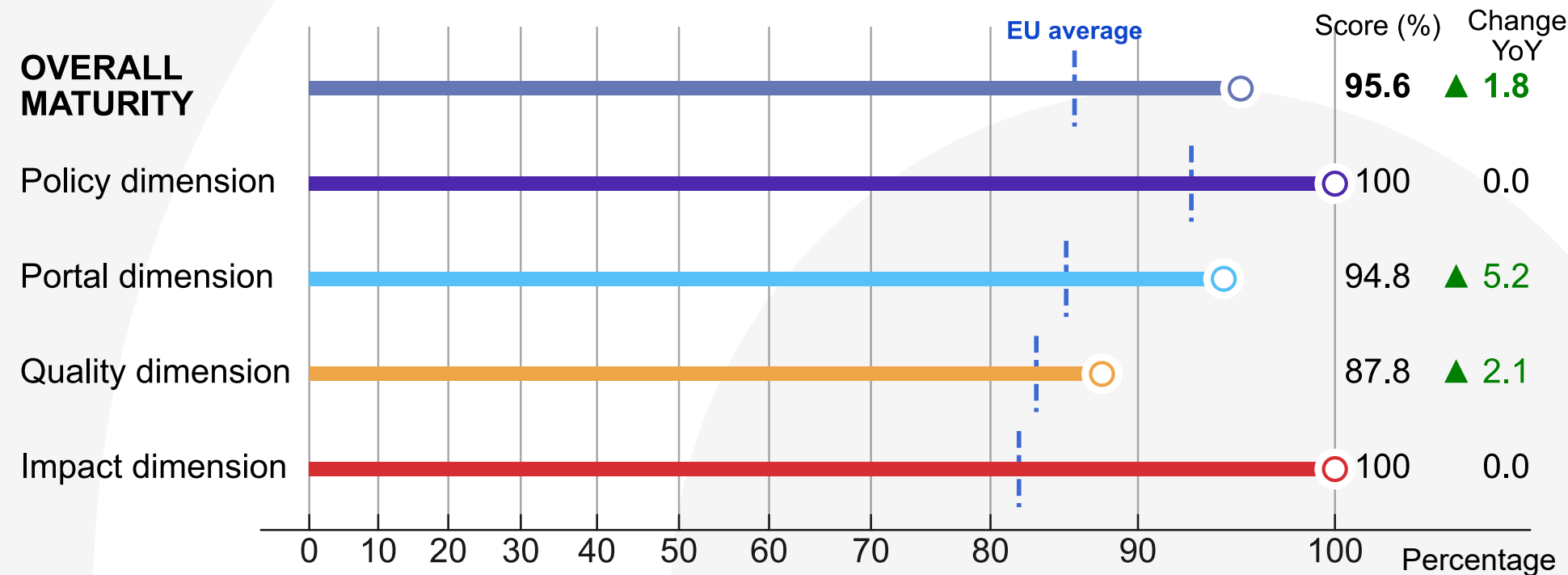


Quality
Investigates the measures adopted by portal managers to ensure the systematic harvesting of metadata, the monitoring of metadata quality and compliance with the DCAT-AP metadata standard and the quality of the deployment of the published data on the national portal.

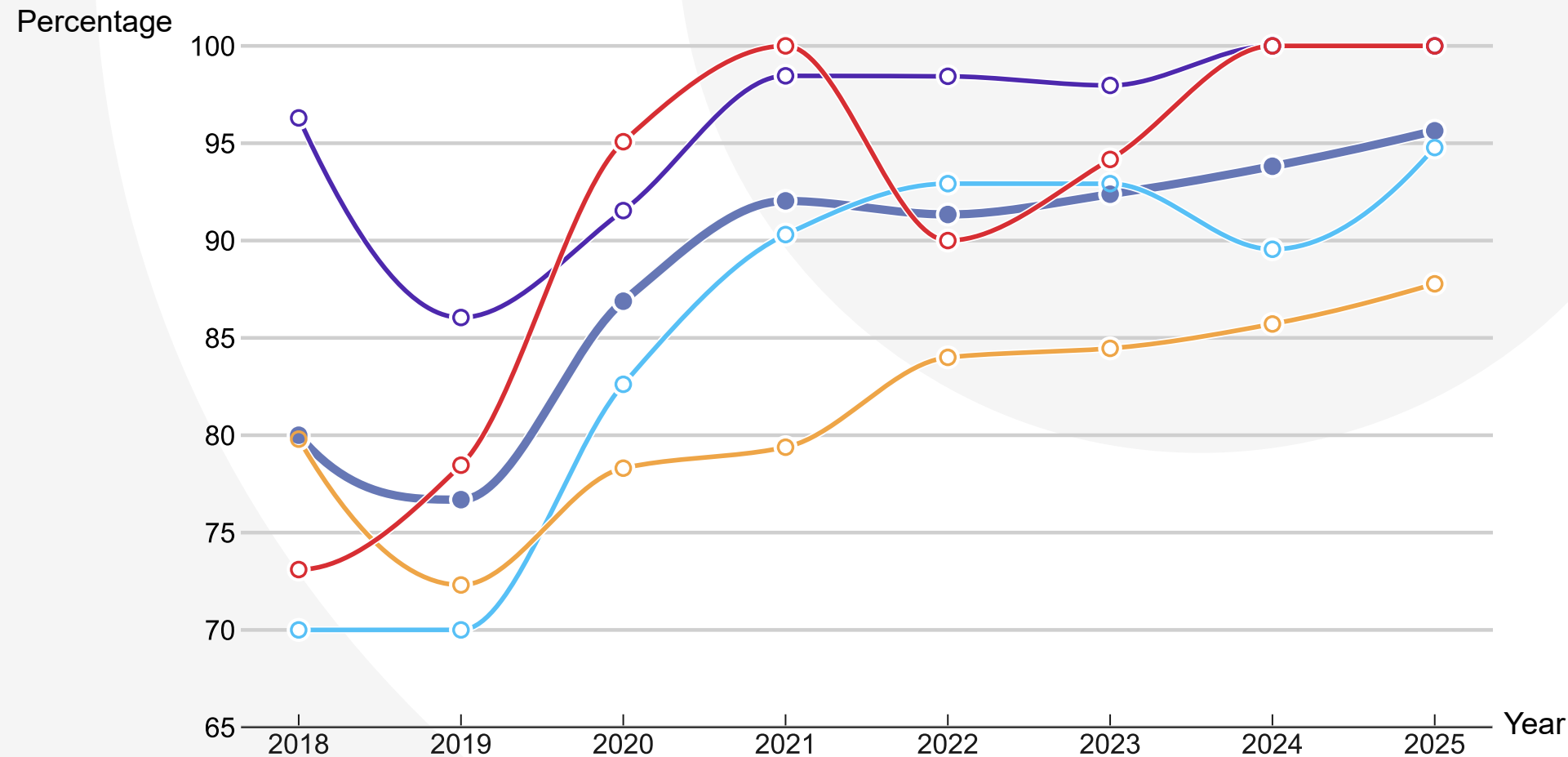


Impact
Investigates how well countries define and measure data reuse, the steps taken to assess reuse and user needs and the presence of reuse examples in the domains of government, society, the environment and the economy.

2025 maturity scores of Italy

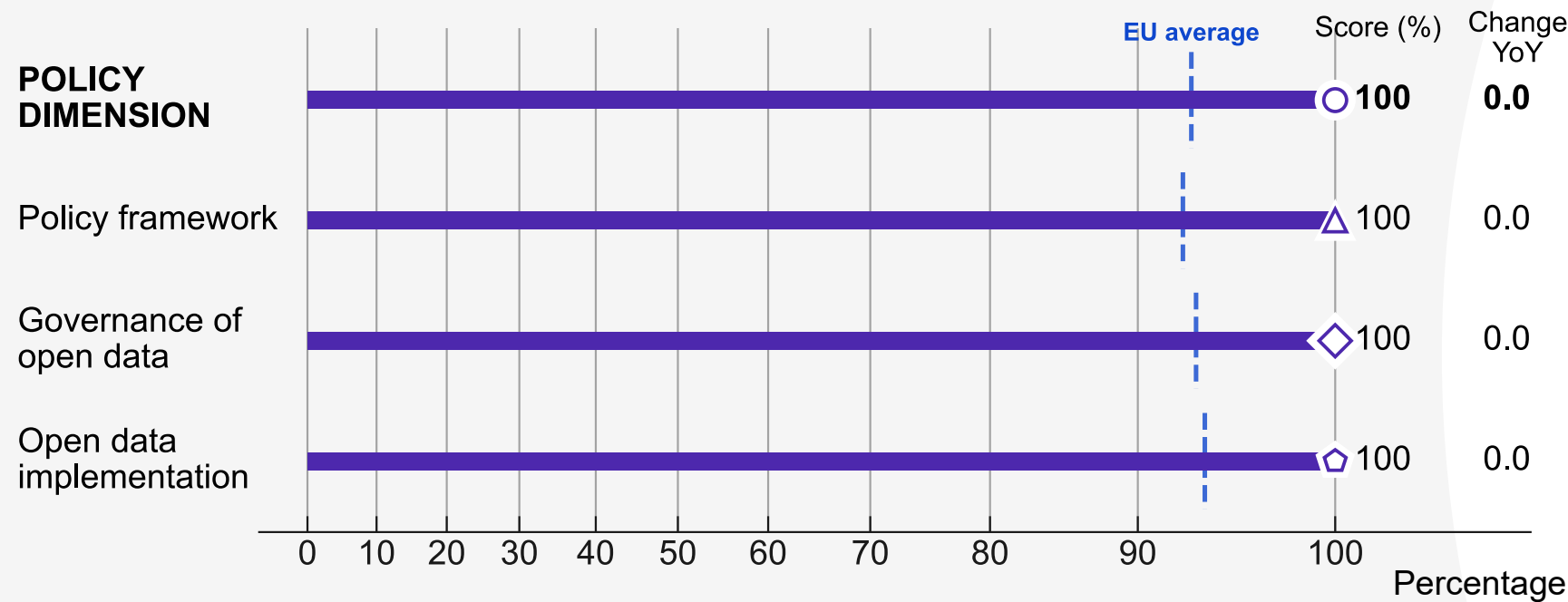


Maturity scores of Italy over time






Policy dimension

2025 policy maturity scores of Italy

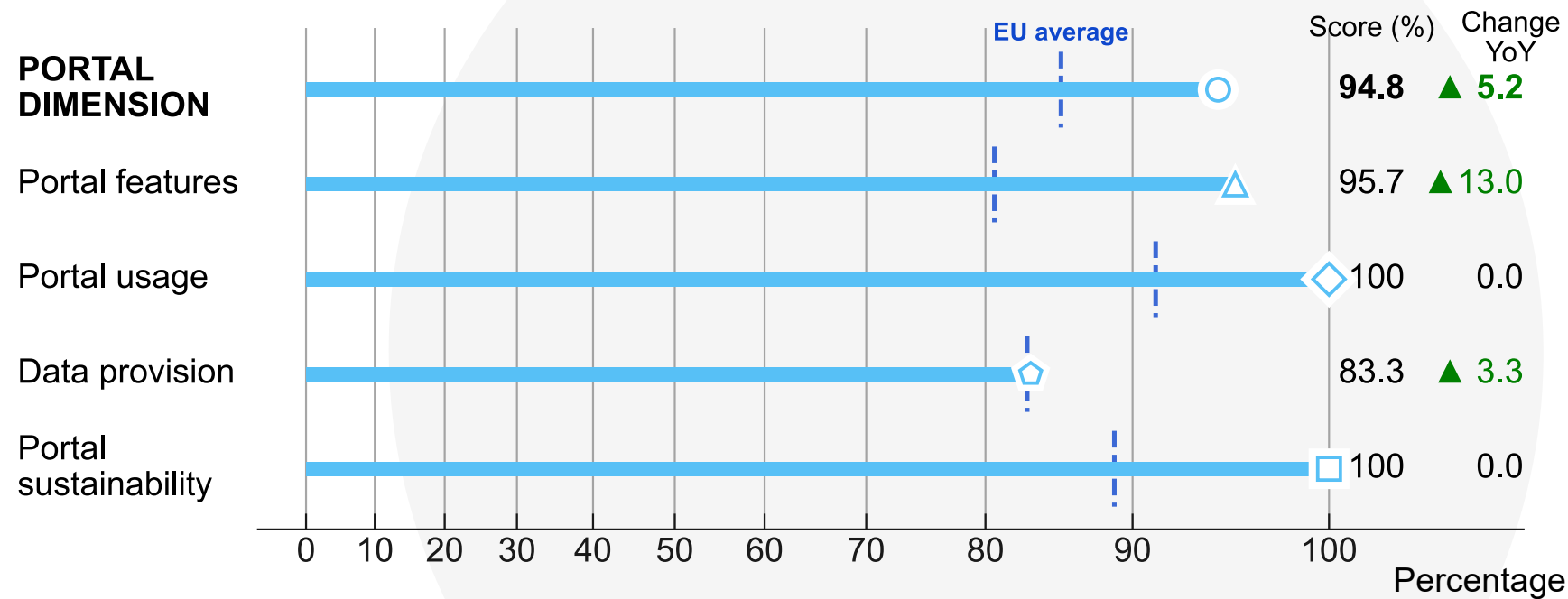


Key questions




- Does the national open data policy/strategy include an action plan?  Yes
- To what degree do local/regional public bodies conduct open data initiatives?  All
- Are there processes to ensure that the open data policies/strategy are implemented?  Yes

Portal dimension

2025 portal maturity scores of Italy

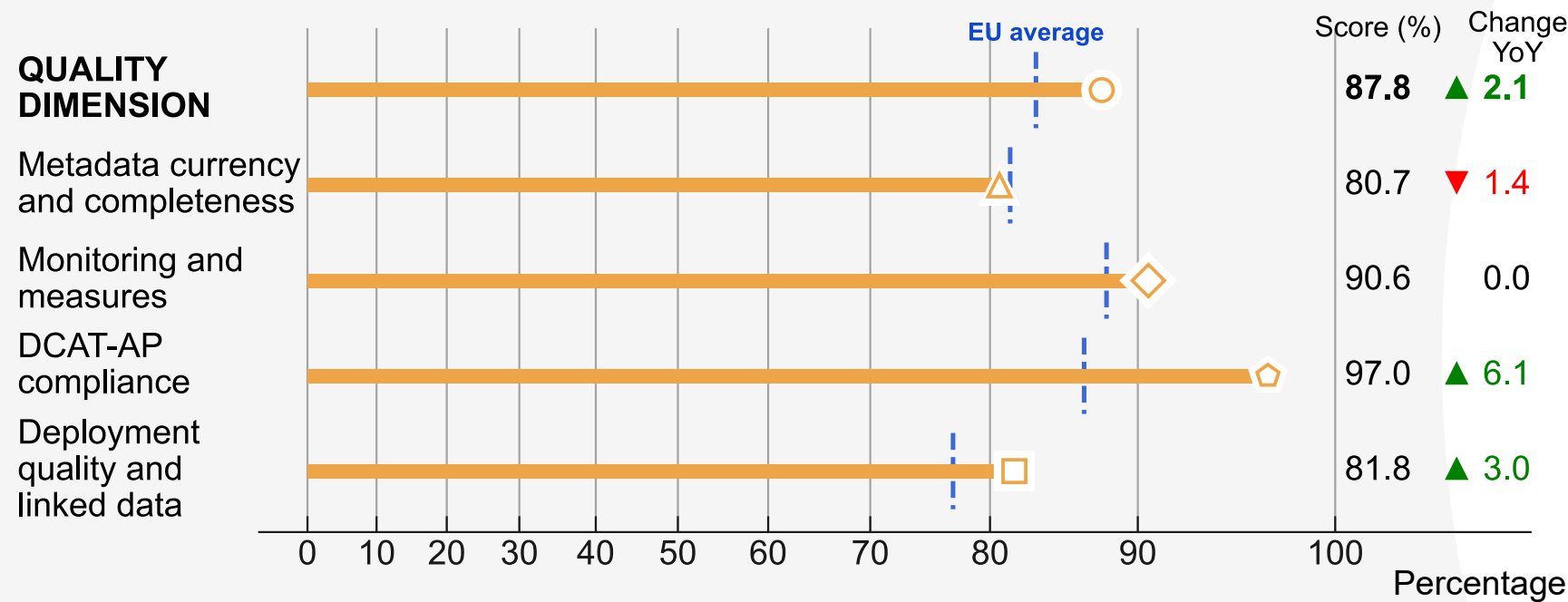


Key questions




- Do you monitor the portal's traffic?  Yes
- To what degree do public sector data providers contribute data to the portal?  Majority
- Does the national portal allow users to see what data exists but cannot be made available as open data?  Yes

Quality dimension

2025 quality maturity scores of Italy

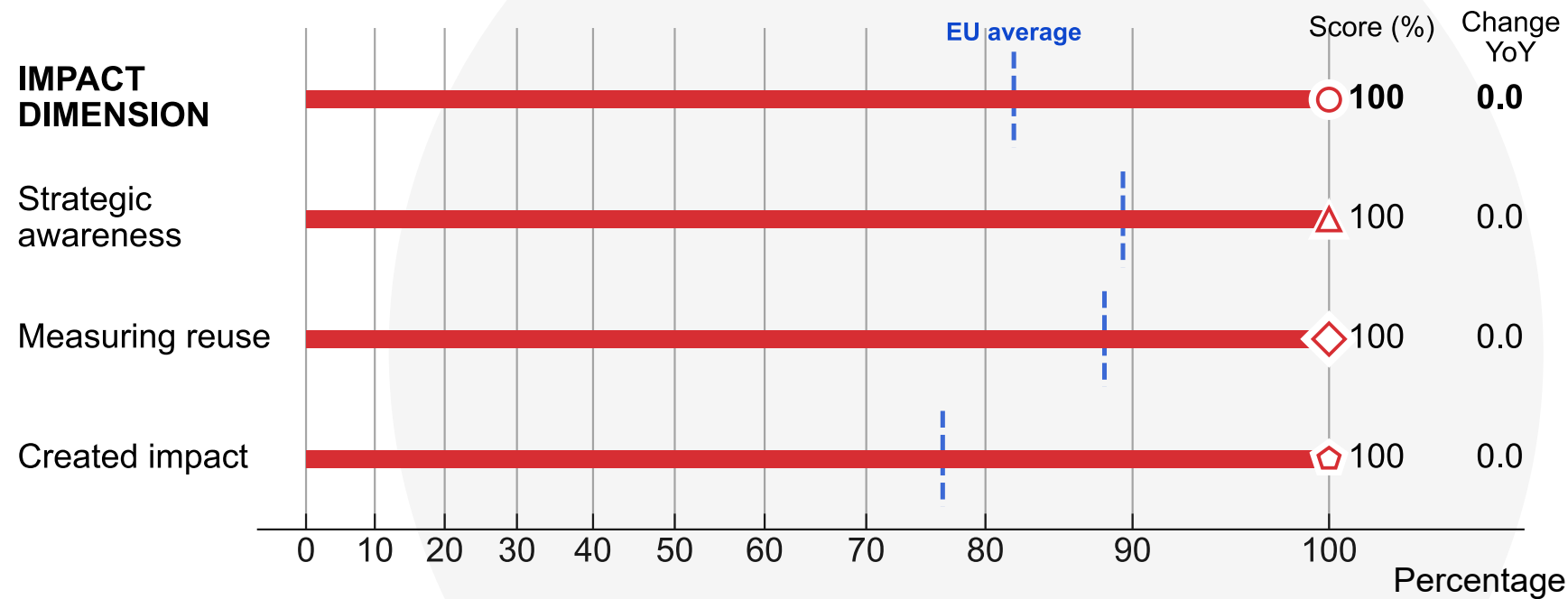


Key questions




- Do you monitor the quality of the metadata available on your portal?  Yes
- Do you set any standards on metadata quality that data providers must abide by?  Yes
- Do you use a model to assess the quality of deployment of data in your country?  Yes

Impact dimension

2025 impact maturity scores of Italy



Key questions

- Do you have a definition of open data reuse in your country?  Yes
- Are there any processes in place to monitor the level of reuse of your country's open data?  Yes
- Do you have a methodology in place to measure the impact of open data?  Yes

Open data maturity

2025 country factsheet

State of play at a glance

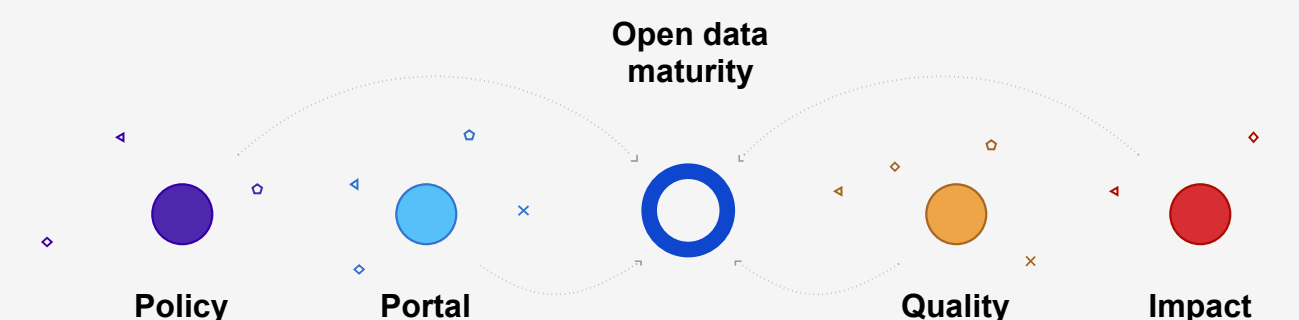
Cyprus introduced a new version of its national open data portal and initiated a collaboration with the Statistical Services to enable harvesting of data and metadata using DCAT-AP. Harvesting began in mid-2025. In parallel, implementation of DCAT-AP version 3.0 has started, including alignment with the requirements for high-value datasets under Implementing Regulation (EU) 2023/138. To support data quality, Cyprus launched a training programme for public sector bodies as part of the 2023–2027 Analytical Action Plan. By early 2025, approximately 85 % of public sector bodies had received individual or small-group training sessions focused on metadata quality, machine-readable formats and data currency.

On the policy side, preparations are ongoing to amend the open data law, transferring implementation responsibility from the Ministry of Finance to the Deputy Ministry of Research, Innovation and Digital Policy. This shift is intended to consolidate oversight of data-related regulations under a single authority, in line with the Deputy Ministry's broader mandate for digital transformation and its role in implementing the Data Governance Act (Regulation (EU) 2022/868).



Explore more open data maturity insights online at:

<https://data.europa.eu/en/open-data-maturity/2025>



Assessment methodology

Open data maturity is measured on four thematic dimensions: policy, portal, quality and impact. Each dimension contributes an equal 25 % towards the overall maturity score.



Policy
Investigates the open data policies and strategies in place in the countries, the national governance models for managing open data and the measures applied to implement those policies and strategies.



Portal
Investigates the functionality of national open data portals, the extent to which users’ needs and behaviour are examined to improve the portal, the availability of open data across different domains and the approach to ensuring the portal’s sustainability.

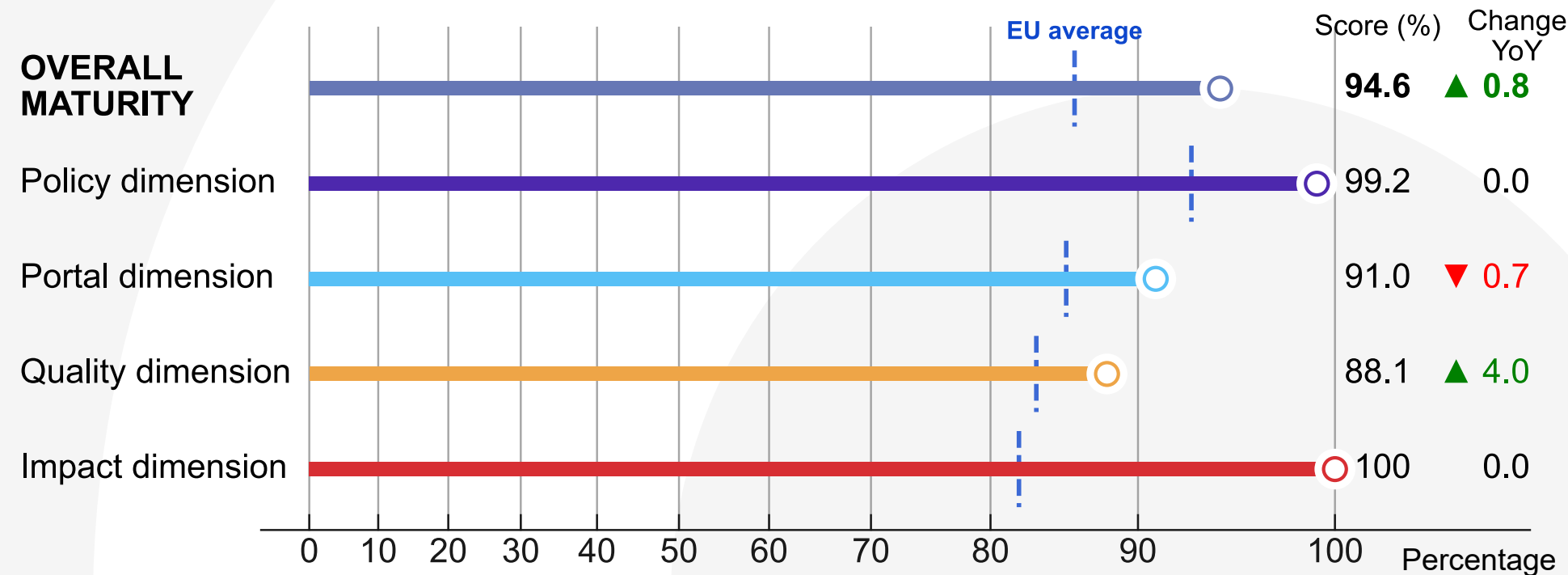


Quality
Investigates the measures adopted by portal managers to ensure the systematic harvesting of metadata, the monitoring of metadata quality and compliance with the DCAT-AP metadata standard and the quality of the deployment of the published data on the national portal.

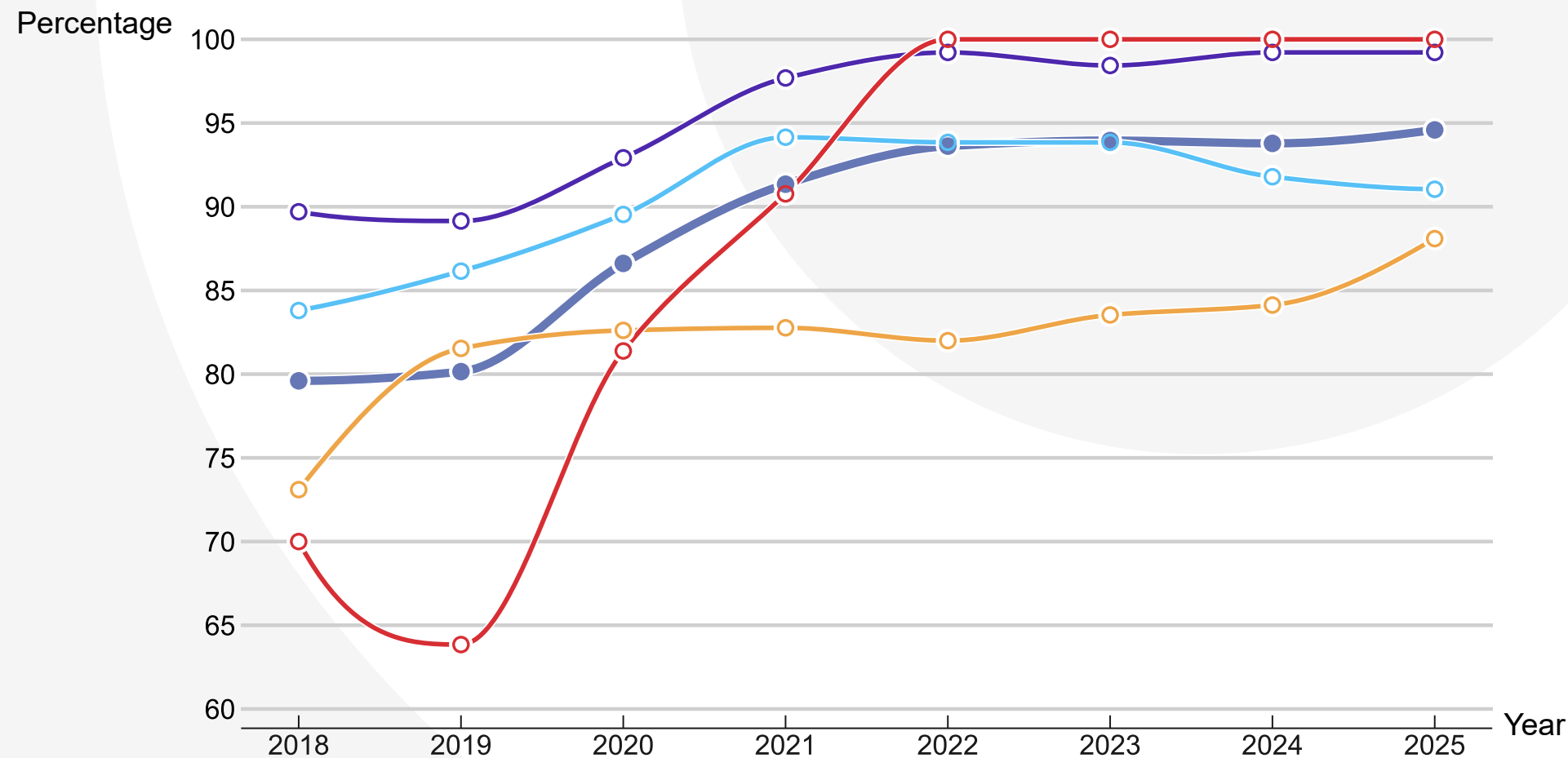


Impact
Investigates how well countries define and measure data reuse, the steps taken to assess reuse and user needs and the presence of reuse examples in the domains of government, society, the environment and the economy.

2025 maturity scores of Cyprus

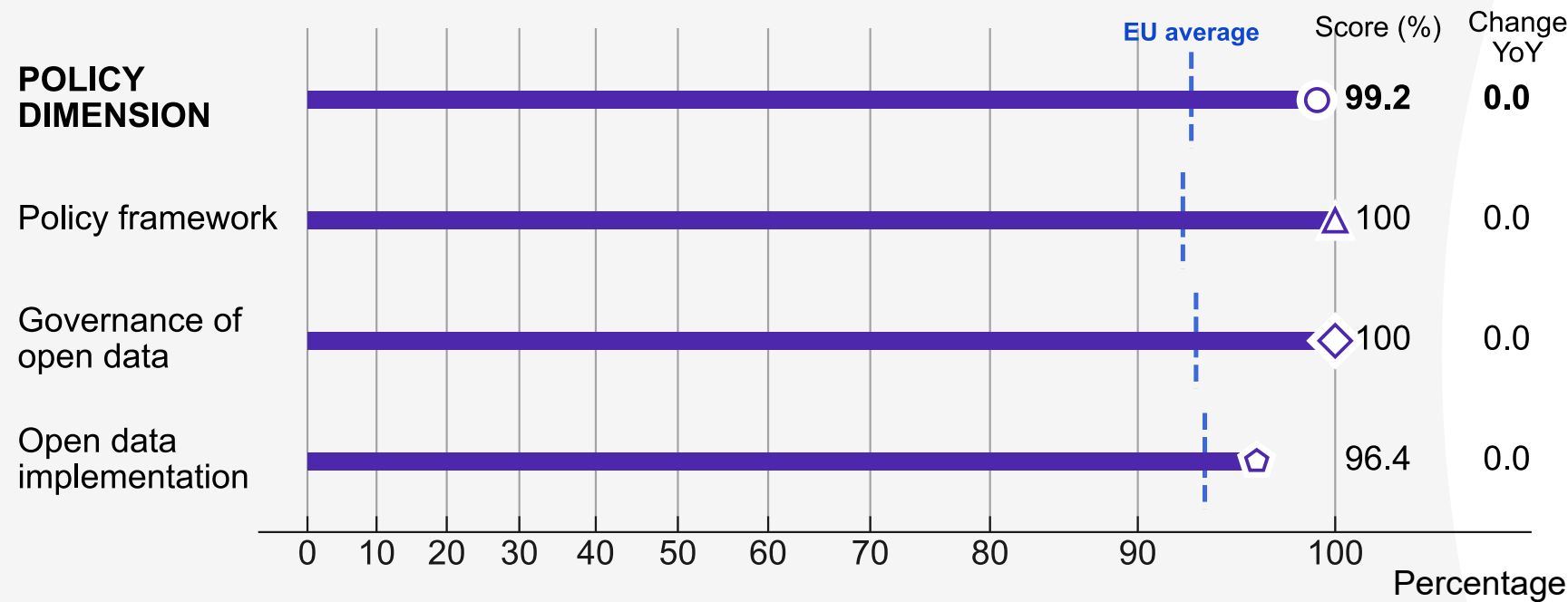


Maturity scores of Cyprus over time



Policy dimension

2025 policy maturity scores of Cyprus



Key questions

- Does the national open data policy/strategy include an action plan?

✓

Yes
- To what degree do local/regional public bodies conduct open data initiatives?

✗

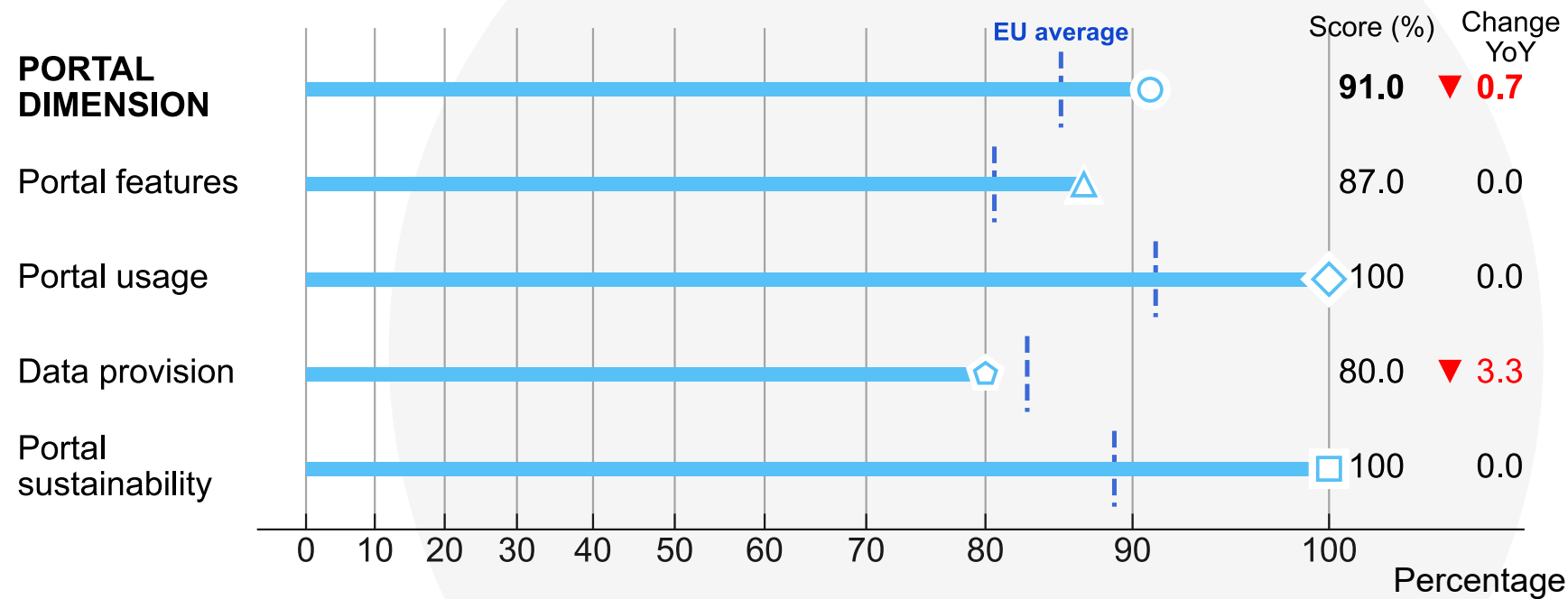
Not applicable
- Are there processes to ensure that the open data policies/strategy are implemented?

✓

Yes

Portal dimension

2025 portal maturity scores of Cyprus



Key questions

- Do you monitor the portal's traffic?

✓

Yes
- To what degree do public sector data providers contribute data to the portal?

✓

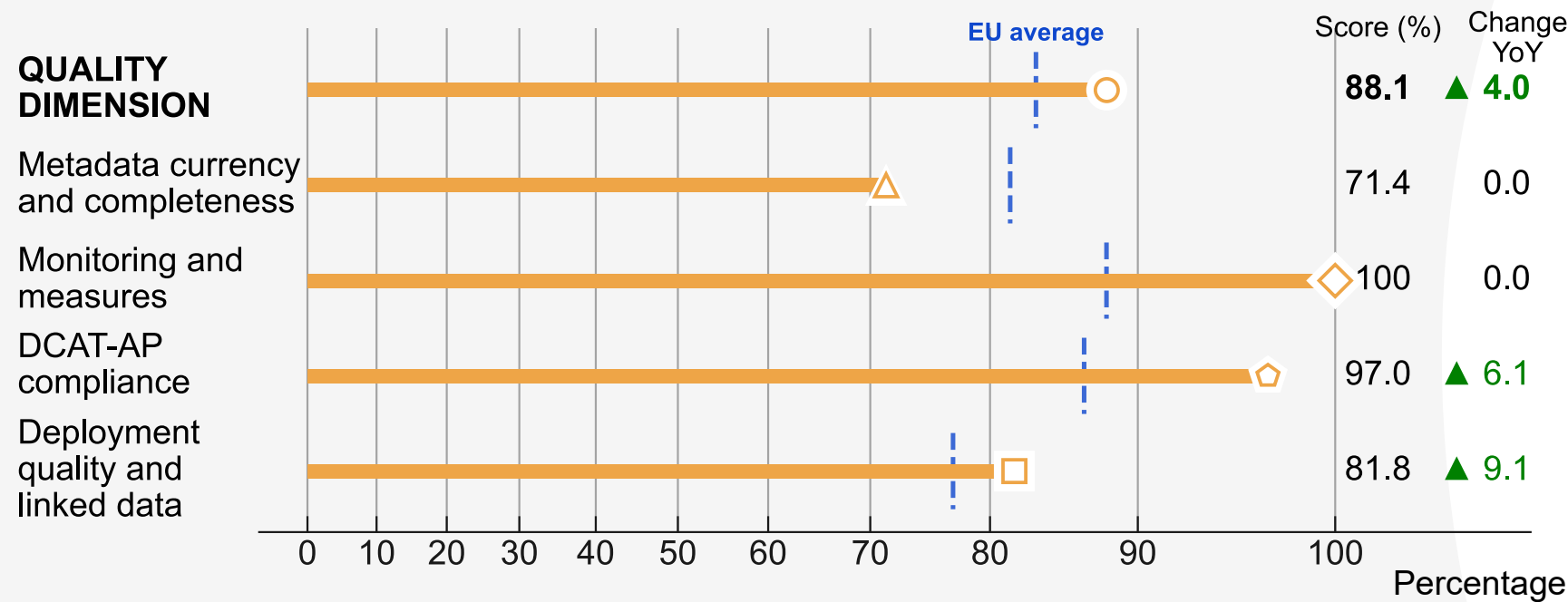
Majority
- Does the national portal allow users to see what data exists but cannot be made available as open data?

✗

No

Quality dimension

2025 quality maturity scores of Cyprus



Key questions

- Do you monitor the quality of the metadata available on your portal?

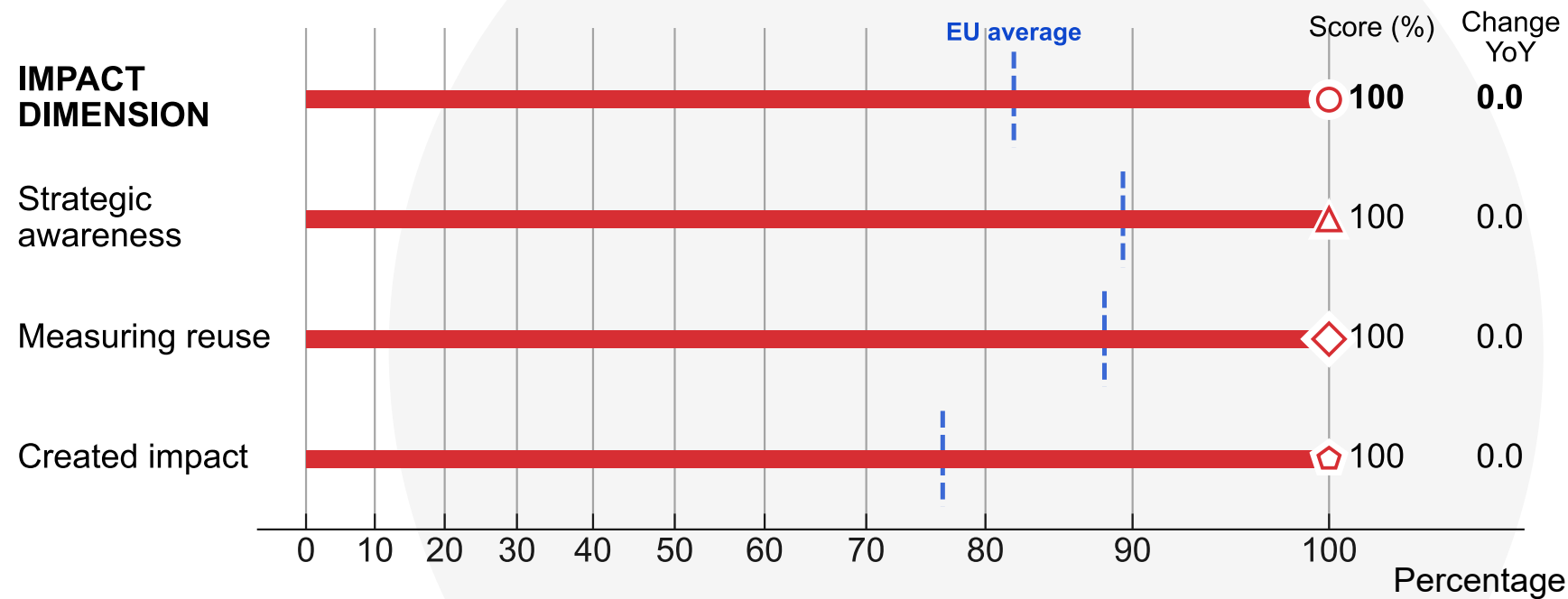
✓ Yes
- Do you set any standards on metadata quality that data providers must abide by?

✓ Yes
- Do you use a model to assess the quality of deployment of data in your country?

✓ Yes

Impact dimension

2025 impact maturity scores of Cyprus



Key questions

- Do you have a definition of open data reuse in your country?

✓ Yes
- Are there any processes in place to monitor the level of reuse of your country's open data?

✓ Yes
- Do you have a methodology in place to measure the impact of open data?

✓ Yes

Open data maturity

2025 country factsheet

State of play at a glance

Latvia continues to improve its national open data portal, introducing improved search functionality, an updated reuse section and a redesigned metadata card with mandatory fields to support metadata quality. A new statistics section was added to track dataset activity and encourage institutional engagement, reportedly fostering a competitive dynamic among data publishers. These upgrades have led to increased dataset publication and improved discoverability.

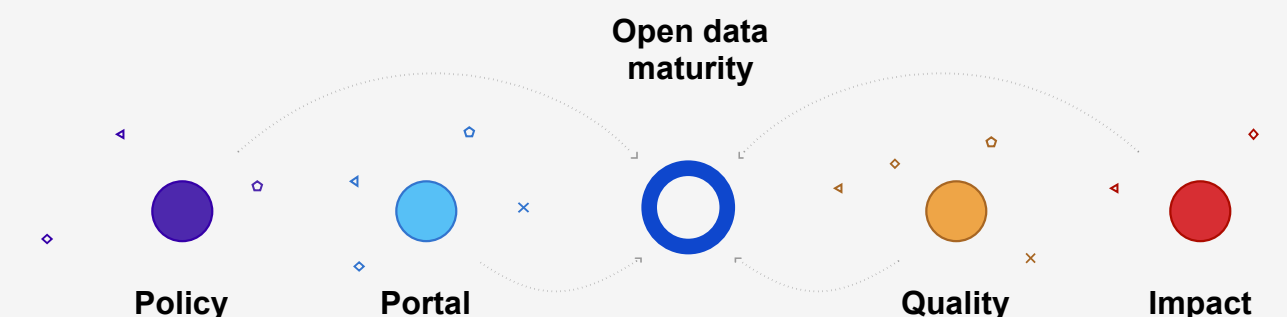
On the policy front, amendments to the Cabinet of Ministers' Regulation on online information posting have prompted greater openness and cooperation among institutions. In the transport sector, the launch of the transport mobility portal marked a notable development, with its data now integrated into the open data portal. In the health domain, legislative work is underway on the law on the reuse of public sector information, linked to the EU health data space initiative.

Additionally, the Artificial Intelligence Centre Law was approved, mandating that public sector data be made available for AI training purposes. A related initiative is being developed to strengthen data analytics capacity across sectors. Metadata quality was further supported by updated CSV formatting recommendations, reinforcing the portal's role in promoting structured and accessible public data.



Explore more open data maturity insights online at:

<https://data.europa.eu/en/open-data-maturity/2025>



Assessment methodology

Open data maturity is measured on four thematic dimensions: policy, portal, quality and impact. Each dimension contributes an equal 25 % towards the overall maturity score.



Policy
Investigates the open data policies and strategies in place in the countries, the national governance models for managing open data and the measures applied to implement those policies and strategies.



Portal
Investigates the functionality of national open data portals, the extent to which users' needs and behaviour are examined to improve the portal, the availability of open data across different domains and the approach to ensuring the portal's sustainability.

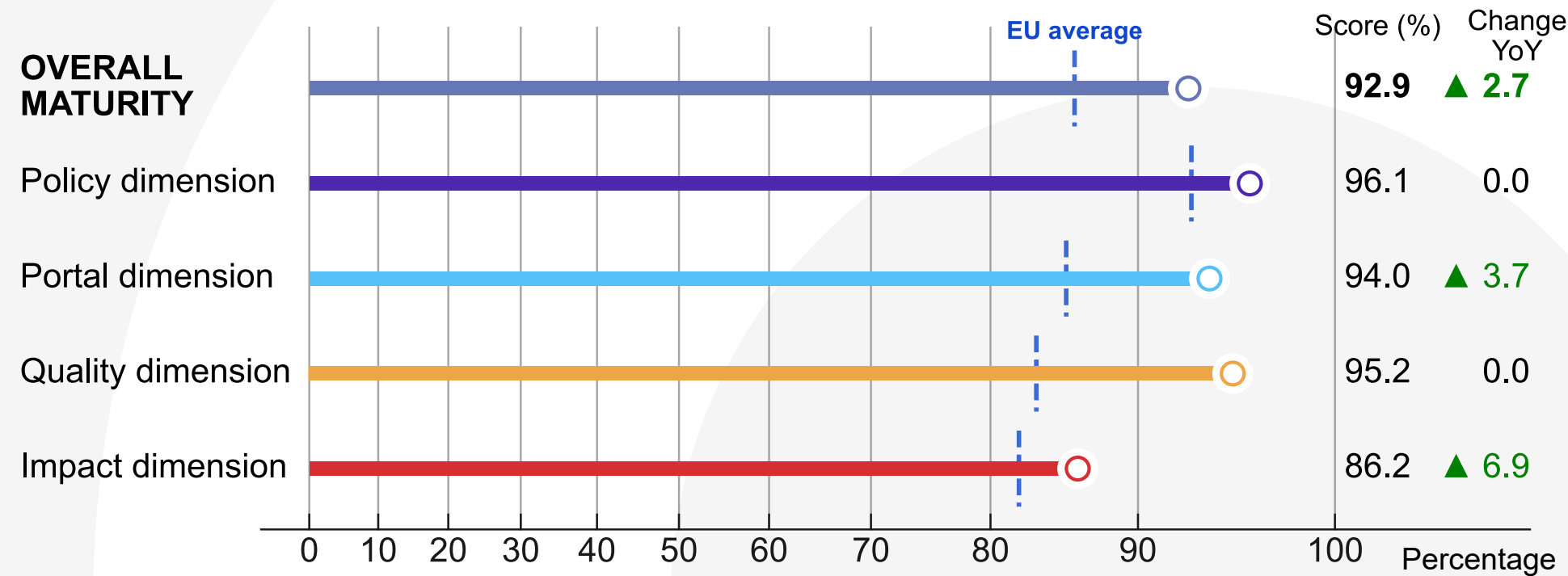


Quality
Investigates the measures adopted by portal managers to ensure the systematic harvesting of metadata, the monitoring of metadata quality and compliance with the DCAT-AP metadata standard and the quality of the deployment of the published data on the national portal.

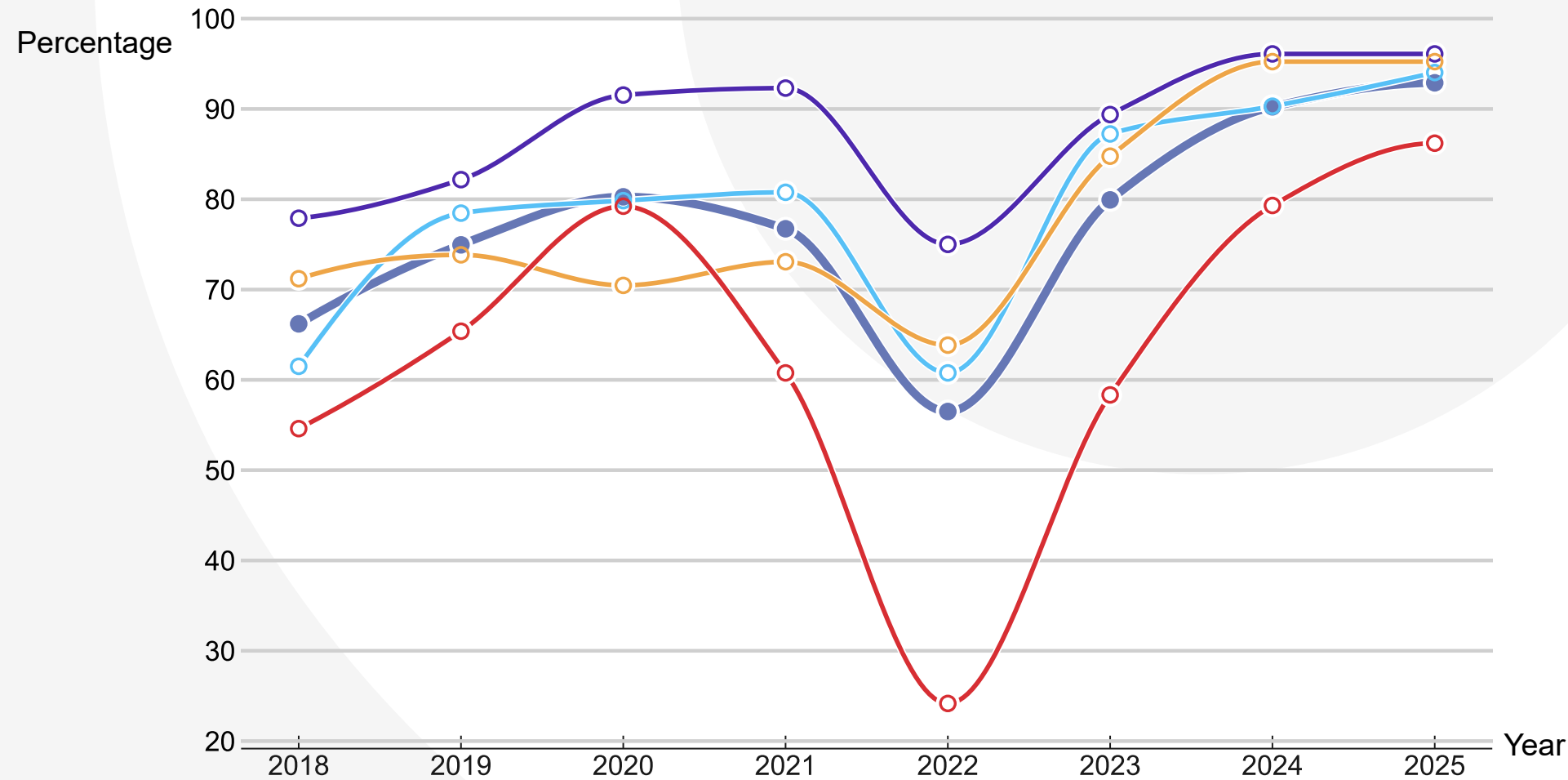


Impact
Investigates how well countries define and measure data reuse, the steps taken to assess reuse and user needs and the presence of reuse examples in the domains of government, society, the environment and the economy.

2025 maturity scores of Latvia

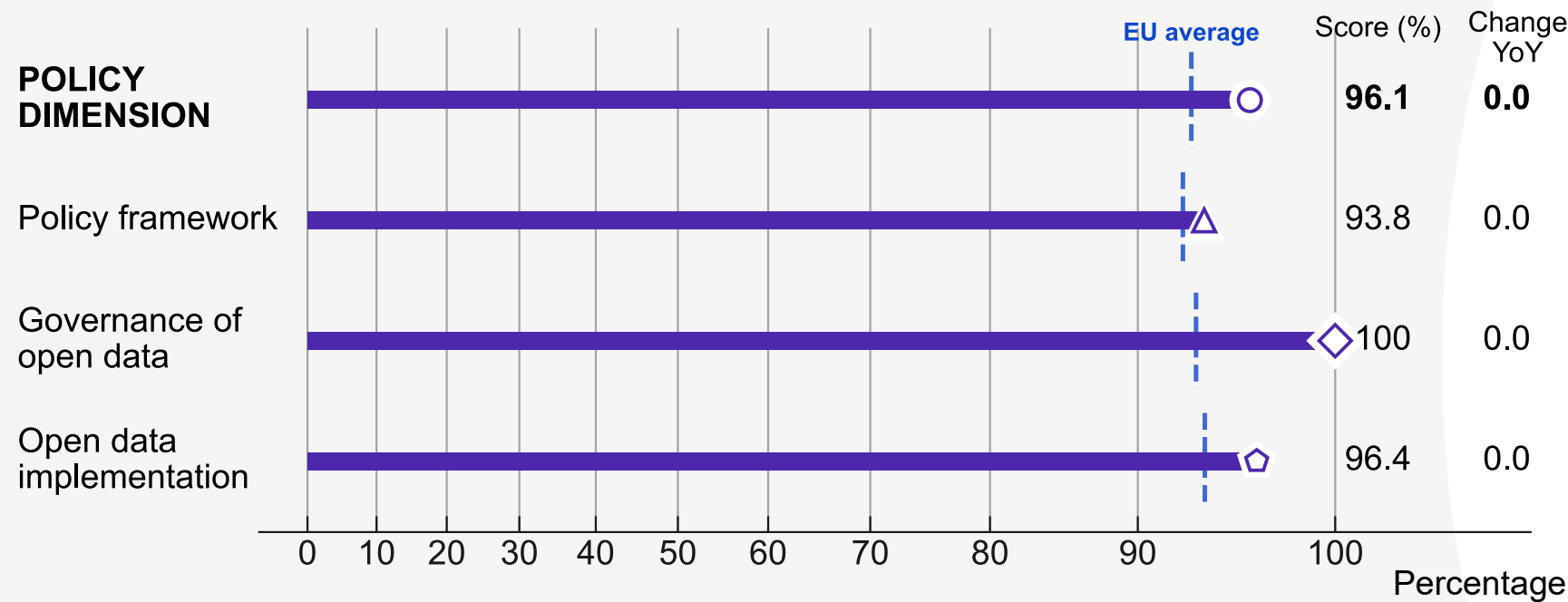


Maturity scores of Latvia over time



Policy dimension

2025 policy maturity scores of Latvia

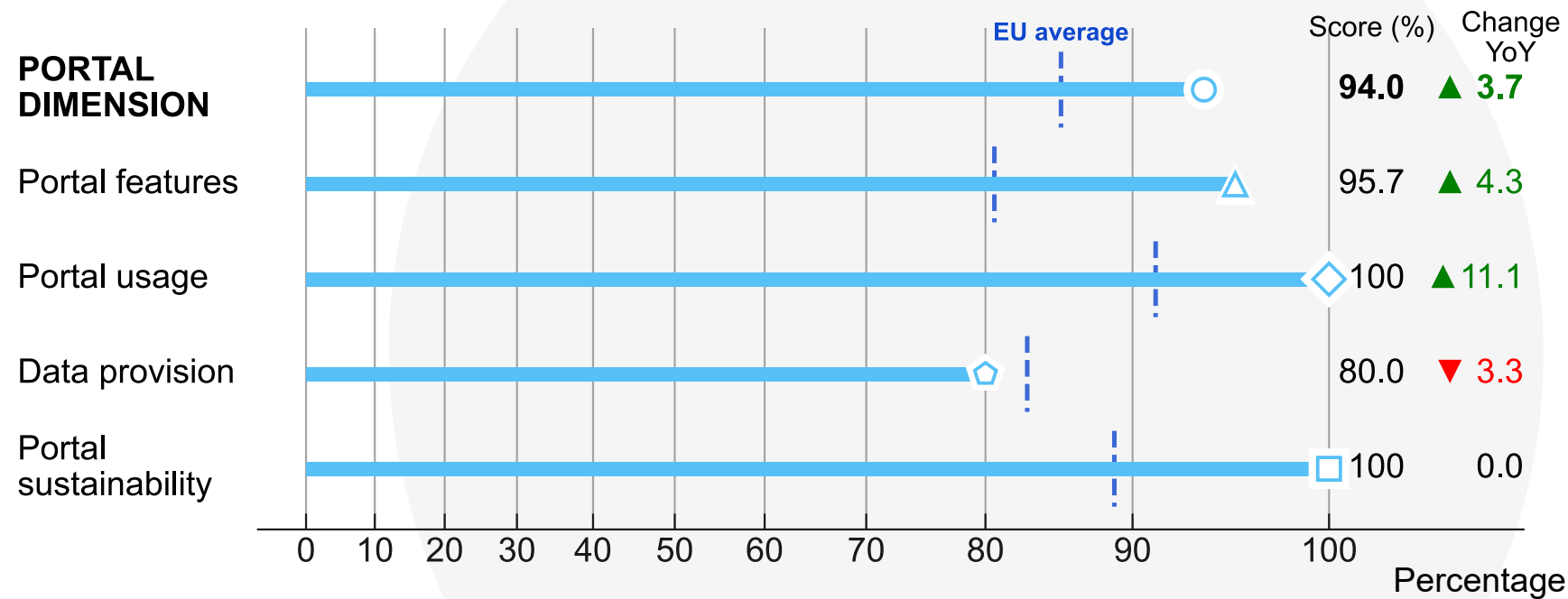


Key questions

- Does the national open data policy/strategy include an action plan? ✓ Yes
- To what degree do local/regional public bodies conduct open data initiatives? ✓ All
- Are there processes to ensure that the open data policies/strategy are implemented? ✓ Yes

Portal dimension

2025 portal maturity scores of Latvia

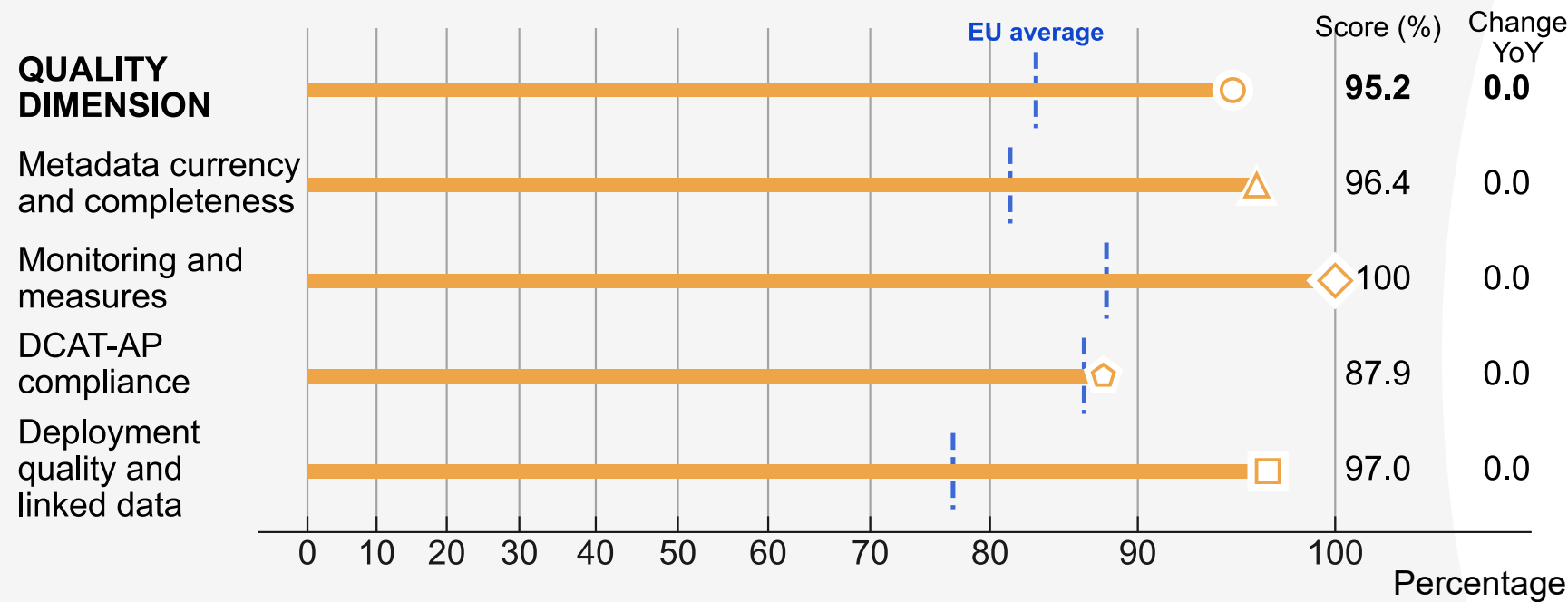


Key questions




- Do you monitor the portal's traffic? ✓ Yes
- To what degree do public sector data providers contribute data to the portal? ✓ Majority
- Does the national portal allow users to see what data exists but cannot be made available as open data? ✓ Yes

Quality dimension

2025 quality maturity scores of Latvia

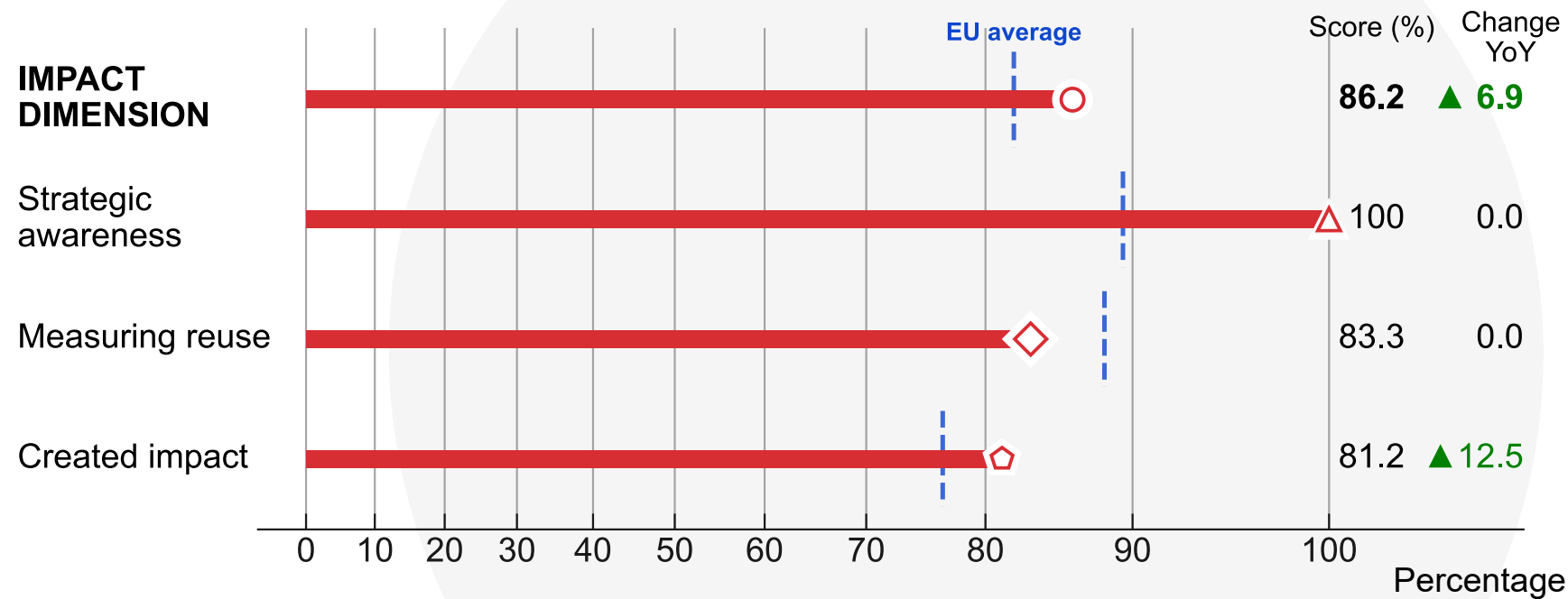


Key questions




- Do you monitor the quality of the metadata available on your portal?  Yes
- Do you set any standards on metadata quality that data providers must abide by?  Yes
- Do you use a model to assess the quality of deployment of data in your country?  Yes

Impact dimension

2025 impact maturity scores of Latvia



Key questions

- Do you have a definition of open data reuse in your country?  Yes
- Are there any processes in place to monitor the level of reuse of your country's open data?  Yes
- Do you have a methodology in place to measure the impact of open data?  Yes

Open data maturity

2025 country factsheet

State of play at a glance

Lithuania advanced its open data ecosystem through legislative reform, strategic investment and technical modernisation. The revised Law on the Right to Receive Information and Re-use of Data extended open data obligations to 274 state- and municipally managed private companies, effective November 2024. This was complemented by the Nineteenth Government's Programme, which reaffirmed open data as a strategic priority, and by the State Digital Solutions Agency's ongoing project to create a unified metadata catalogue for all public sector data.

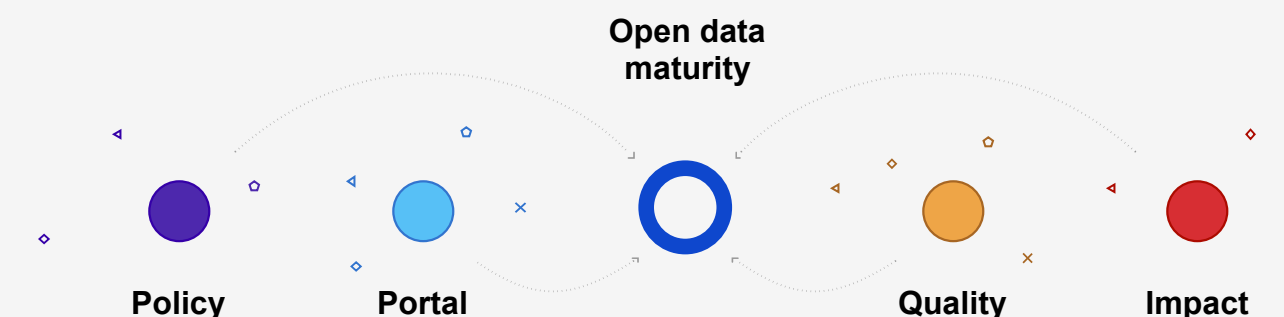
The national portal data.gov.lt saw major upgrades, including improved reliability, segmented data sections (public, non-public, restricted), geospatial data integration from geoportal.lt and strengthened security via double authentication. Accountability was enhanced through clearer creator and publisher roles, and the number of high-value datasets rose to 386. Lithuania also made notable progress in metadata quality, aligning formats with European standards and advancing from 3-star to 4- and 5-star levels on the Berners-Lee maturity model through RDF availability and semantic web compatibility.

To support innovation, the Ministry of Economy and Innovation allocated EUR 4.11 million to businesses developing open-data-based digital services. Additionally, an investment project was launched to modernise the Official Statistics Portal, aiming to improve usability, visualisation and cross-platform integration by 2026 under the 'New Generation Lithuania' plan and NextGenerationEU funding.



Explore more open data maturity insights online at:

<https://data.europa.eu/en/open-data-maturity/2025>



Assessment methodology

Open data maturity is measured on four thematic dimensions: policy, portal, quality and impact. Each dimension contributes an equal 25 % towards the overall maturity score.



Policy
Investigates the open data policies and strategies in place in the countries, the national governance models for managing open data and the measures applied to implement those policies and strategies.



Portal
Investigates the functionality of national open data portals, the extent to which users' needs and behaviour are examined to improve the portal, the availability of open data across different domains and the approach to ensuring the portal's sustainability.

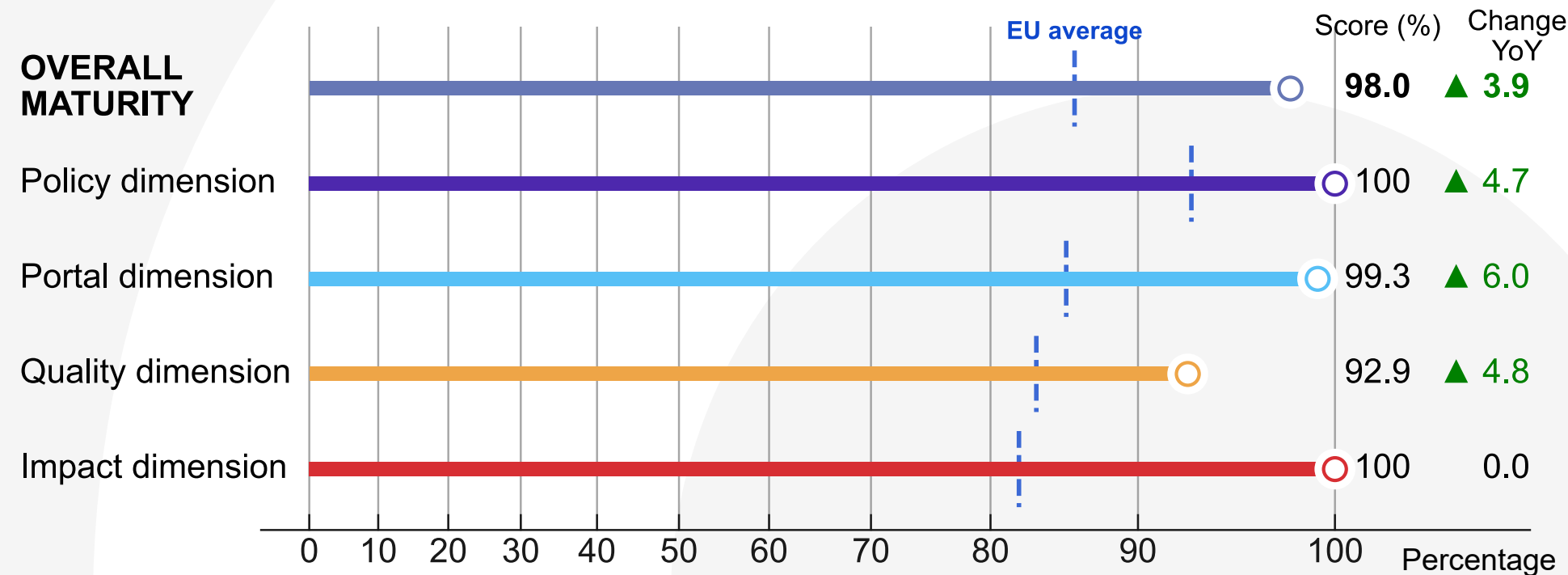


Quality
Investigates the measures adopted by portal managers to ensure the systematic harvesting of metadata, the monitoring of metadata quality and compliance with the DCAT-AP metadata standard and the quality of the deployment of the published data on the national portal.

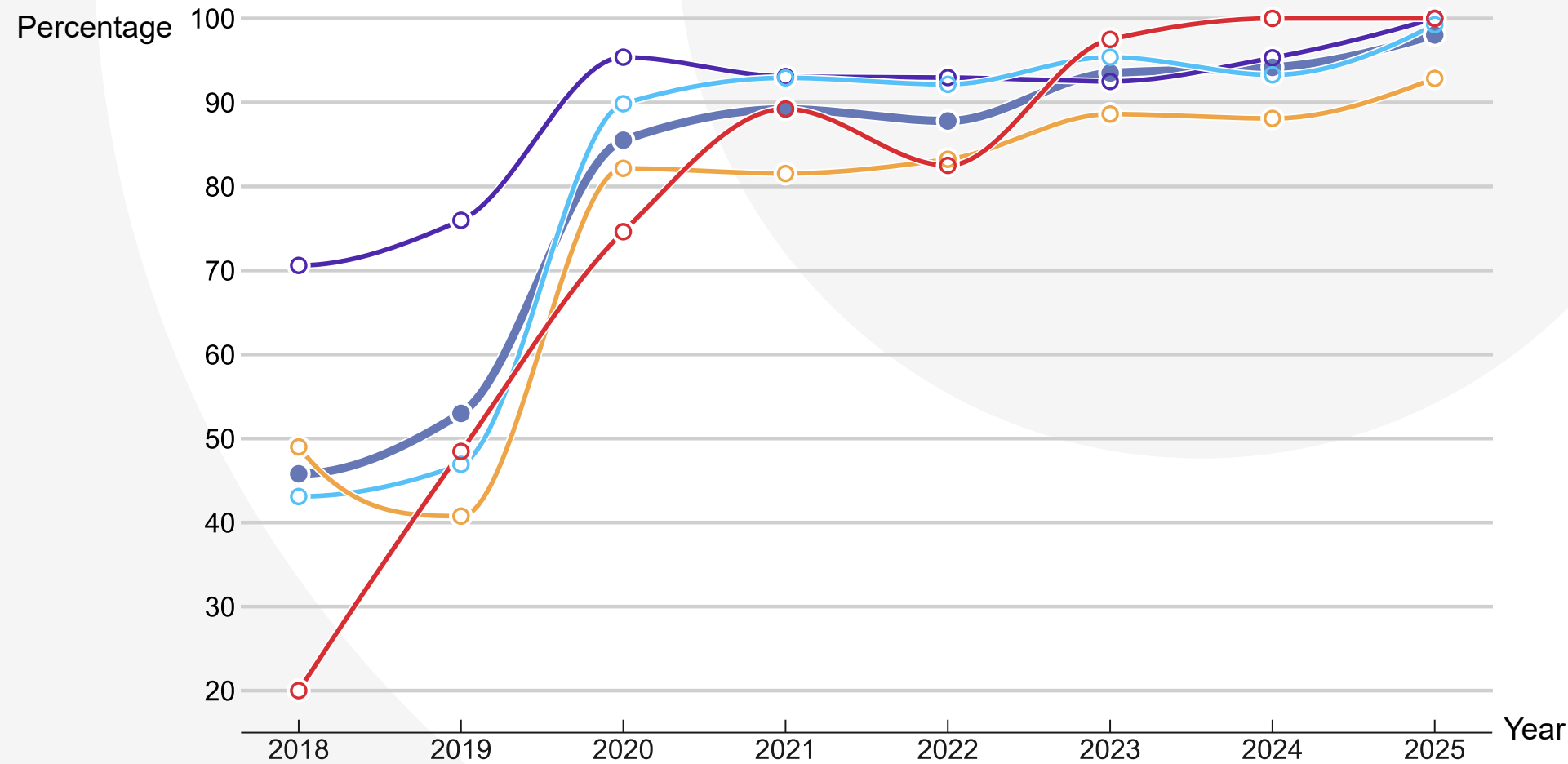


Impact
Investigates how well countries define and measure data reuse, the steps taken to assess reuse and user needs and the presence of reuse examples in the domains of government, society, the environment and the economy.

2025 maturity scores of Lithuania

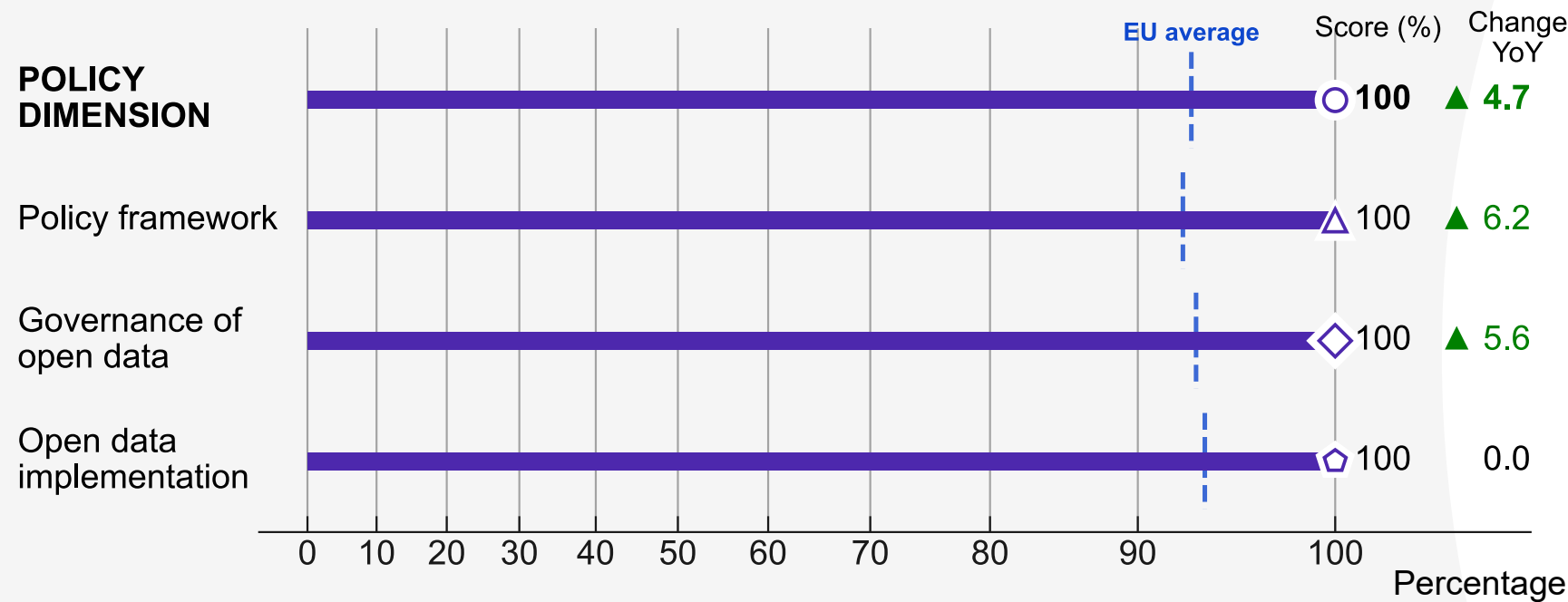


Maturity scores of Lithuania over time



Policy dimension

2025 policy maturity scores of Lithuania

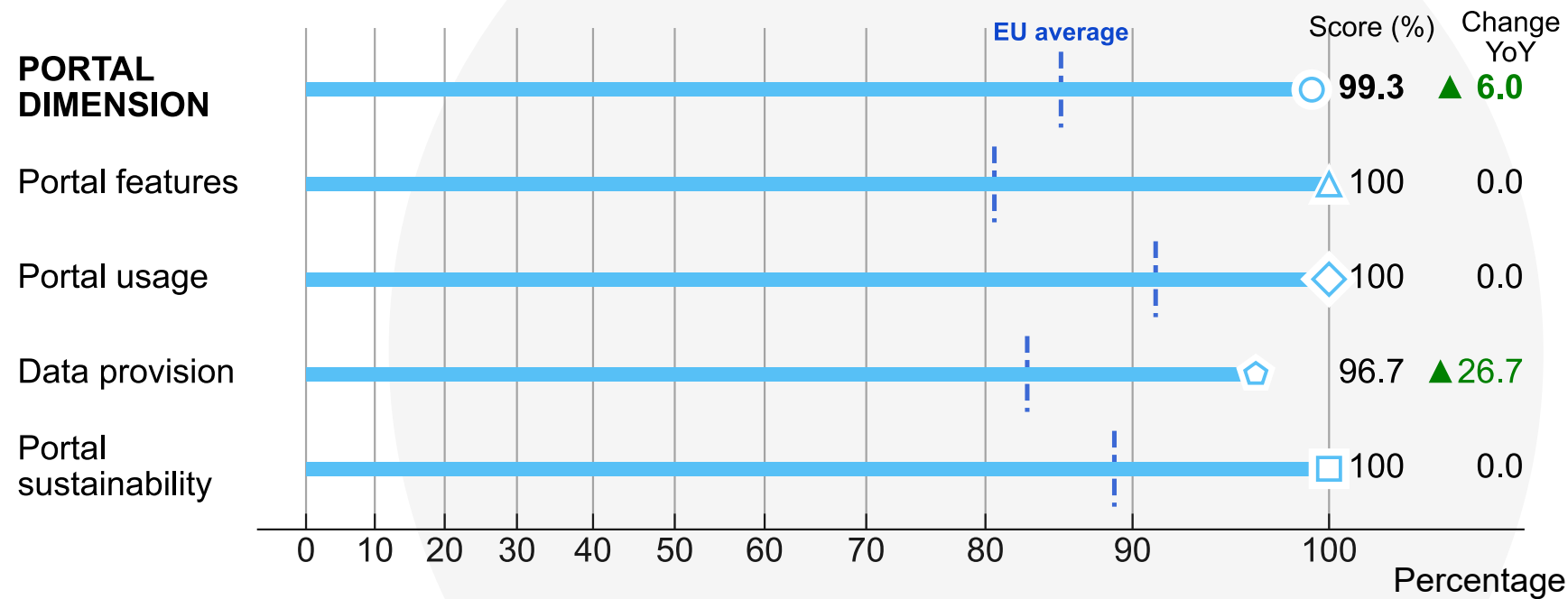


Key questions

- Does the national open data policy/strategy include an action plan? ✓ Yes
- To what degree do local/regional public bodies conduct open data initiatives? ✓ All
- Are there processes to ensure that the open data policies/strategy are implemented? ✓ Yes

Portal dimension

2025 portal maturity scores of Lithuania

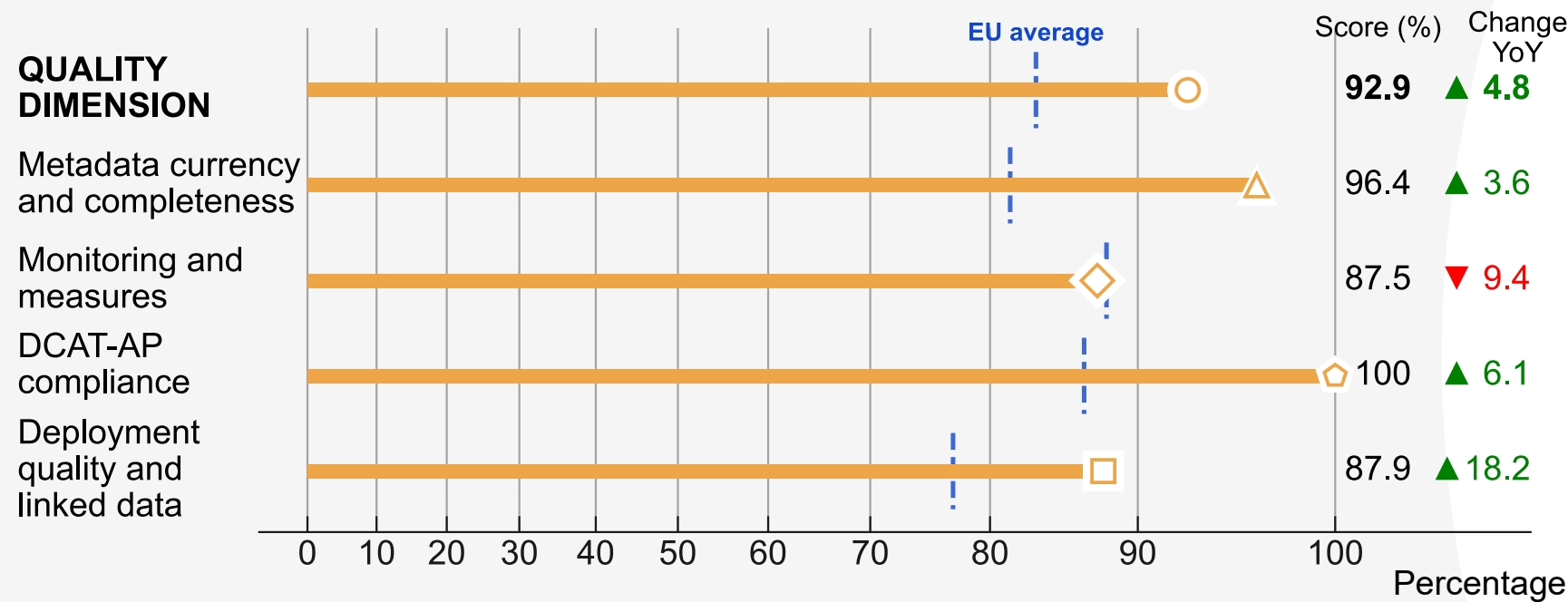


Key questions

- Do you monitor the portal's traffic? ✓ Yes
- To what degree do public sector data providers contribute data to the portal? ✓ Majority
- Does the national portal allow users to see what data exists but cannot be made available as open data? ✓ Yes

Quality dimension

2025 quality maturity scores of Lithuania

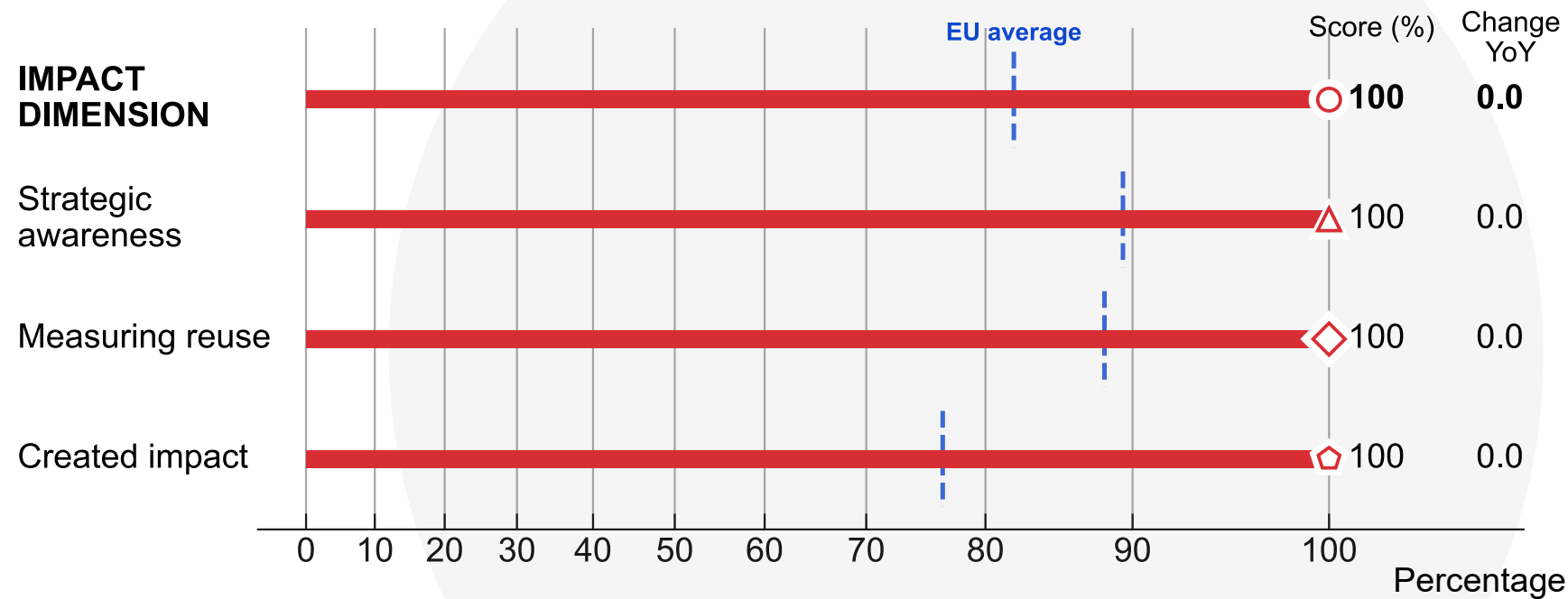


Key questions

- Do you monitor the quality of the metadata available on your portal? ☒ Yes
- Do you set any standards on metadata quality that data providers must abide by? ☒ Yes
- Do you use a model to assess the quality of deployment of data in your country? ☒ Yes

Impact dimension

2025 impact maturity scores of Lithuania



Key questions

- Do you have a definition of open data reuse in your country? ☒ Yes
- Are there any processes in place to monitor the level of reuse of your country's open data? ☒ Yes
- Do you have a methodology in place to measure the impact of open data? ☒ Yes

Open data maturity

2025 country factsheet

State of play at a glance

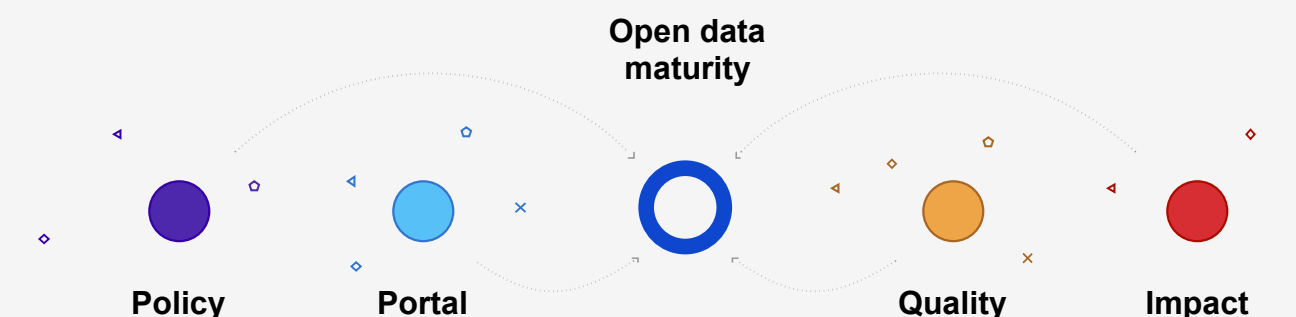
Luxembourg concentrated its open data efforts on the implementation and publication of high-value datasets. This work was supported by a growing network of open data representatives across public sector organisations. Engagement with private sector stakeholders also increased, with a focus on strengthening data-sharing practices and expanding the reuse of open data.

Luxembourg 



Explore more open data maturity insights online at:

<https://data.europa.eu/en/open-data-maturity/2025>



Assessment methodology

Open data maturity is measured on four thematic dimensions: policy, portal, quality and impact. Each dimension contributes an equal 25 % towards the overall maturity score.



Policy
Investigates the open data policies and strategies in place in the countries, the national governance models for managing open data and the measures applied to implement those policies and strategies.



Portal
Investigates the functionality of national open data portals, the extent to which users’ needs and behaviour are examined to improve the portal, the availability of open data across different domains and the approach to ensuring the portal’s sustainability.

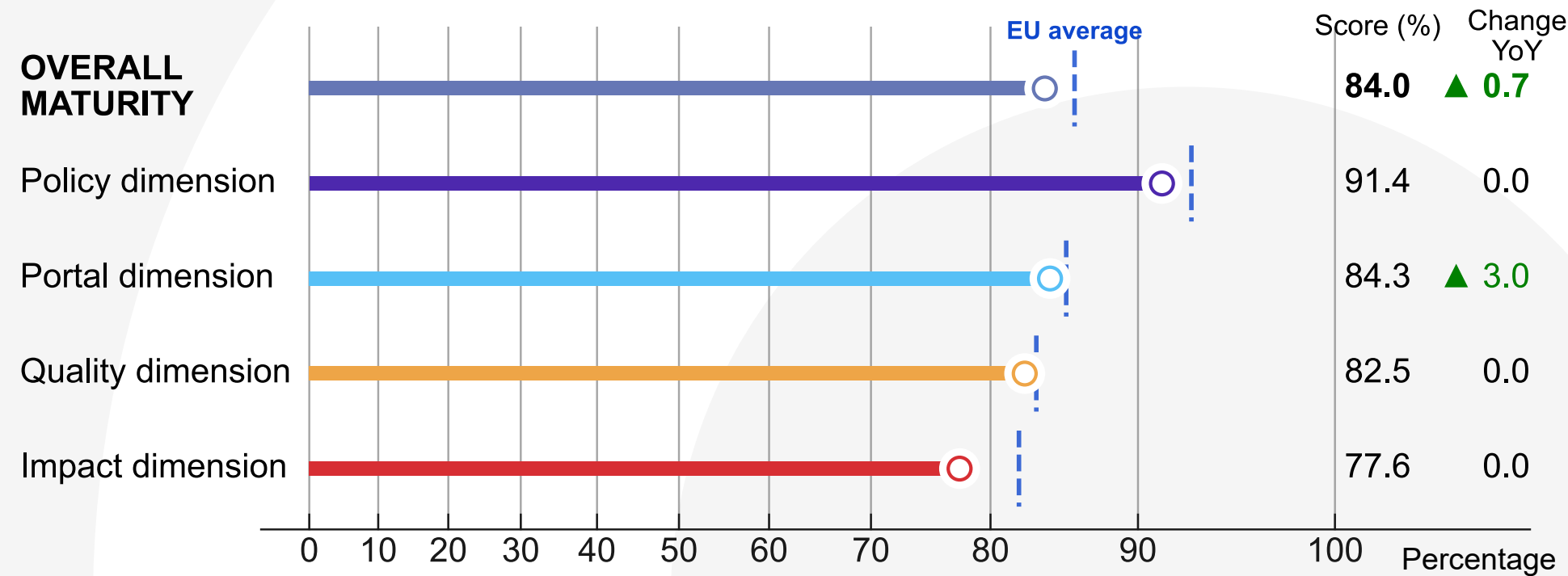


Quality
Investigates the measures adopted by portal managers to ensure the systematic harvesting of metadata, the monitoring of metadata quality and compliance with the DCAT-AP metadata standard and the quality of the deployment of the published data on the national portal.

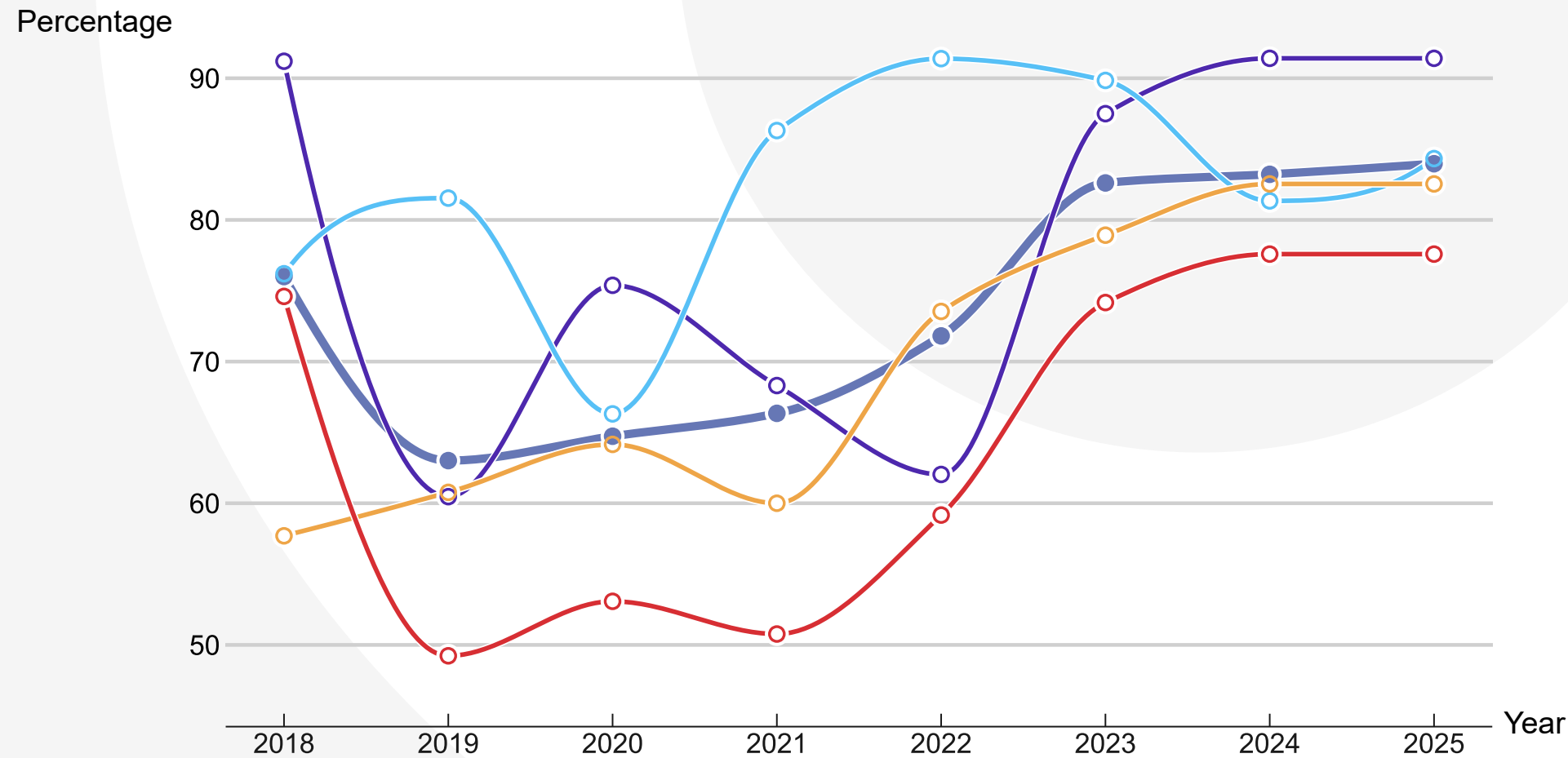


Impact
Investigates how well countries define and measure data reuse, the steps taken to assess reuse and user needs and the presence of reuse examples in the domains of government, society, the environment and the economy.

2025 maturity scores of Luxembourg

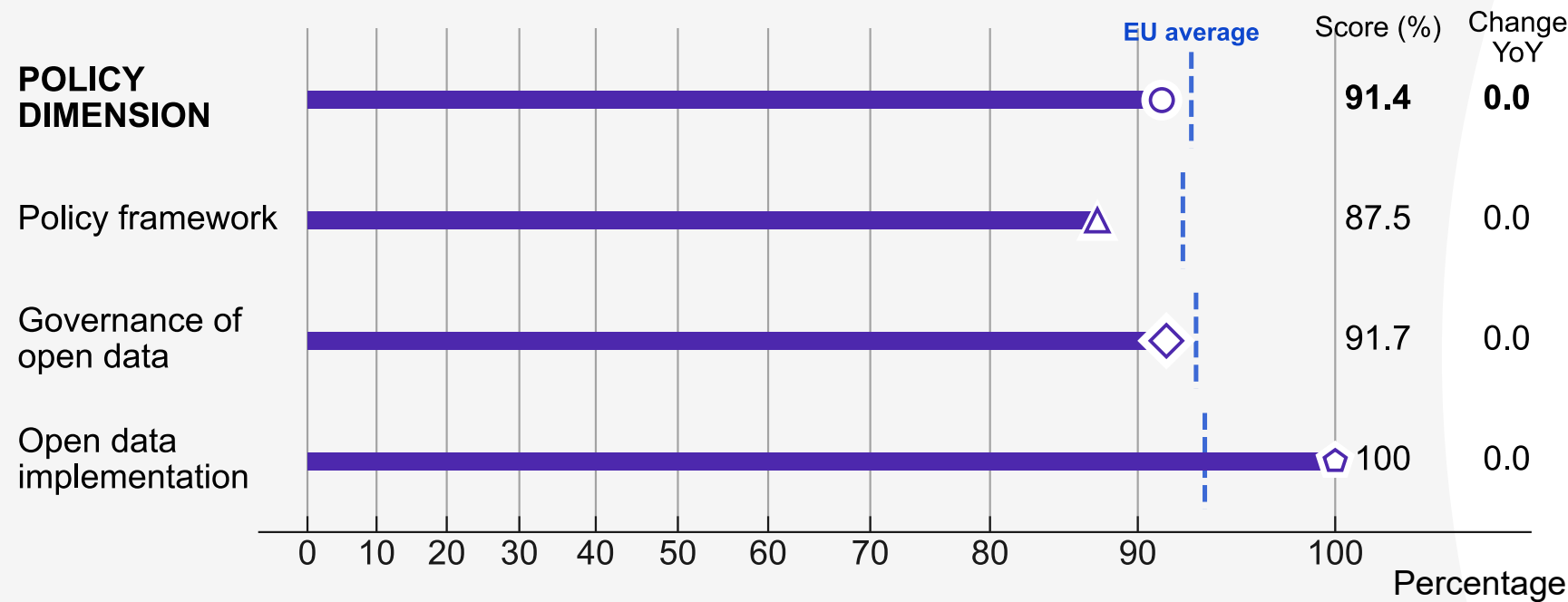


Maturity scores of Luxembourg over time



Policy dimension

2025 policy maturity scores of Luxembourg

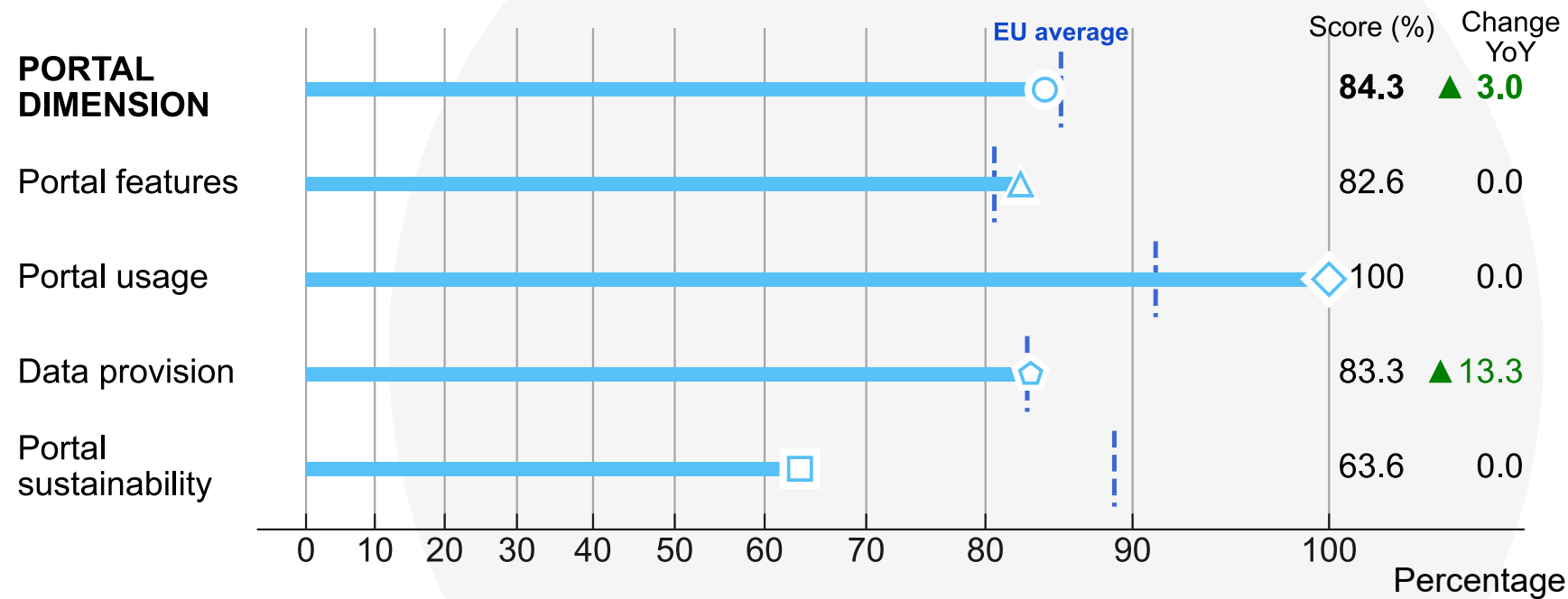


Key questions

- Does the national open data policy/strategy include an action plan? Yes
- To what degree do local/regional public bodies conduct open data initiatives? Few
- Are there processes to ensure that the open data policies/strategy are implemented? Yes

Portal dimension

2025 portal maturity scores of Luxembourg

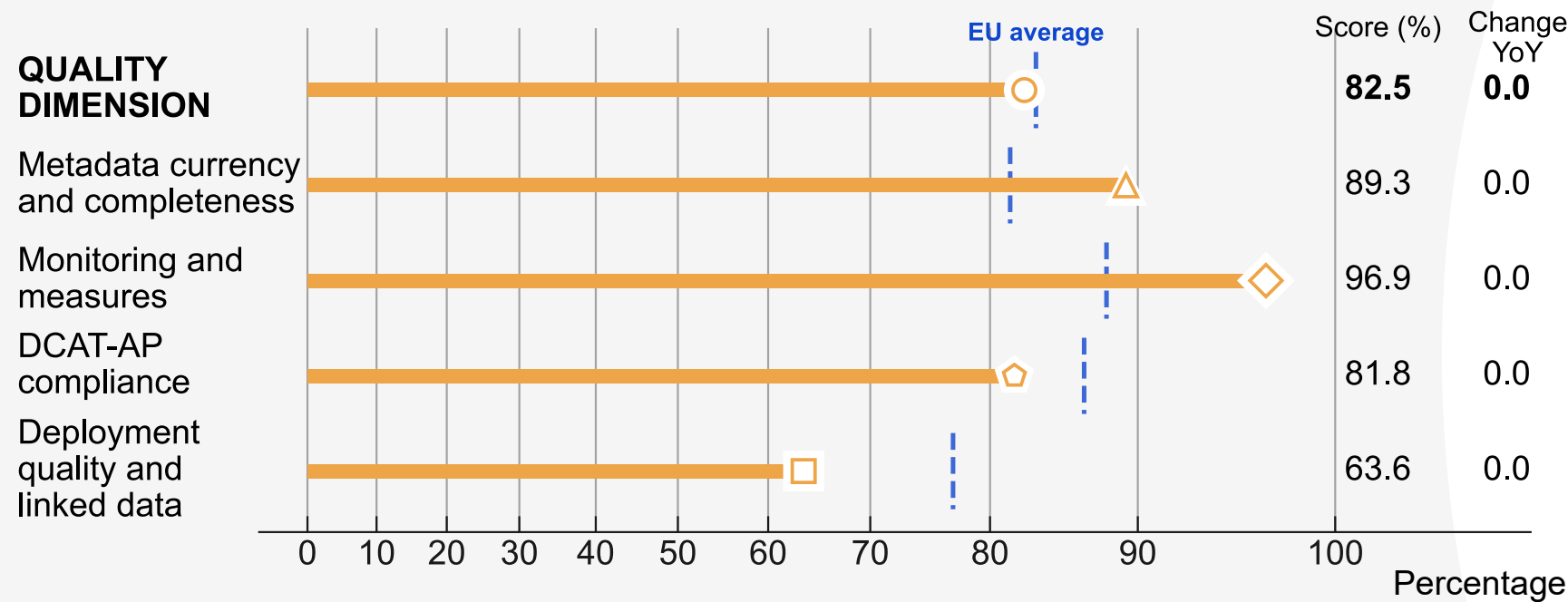


Key questions

- Do you monitor the portal's traffic? Yes
- To what degree do public sector data providers contribute data to the portal? Majority
- Does the national portal allow users to see what data exists but cannot be made available as open data? No

Quality dimension

2025 quality maturity scores of Luxembourg

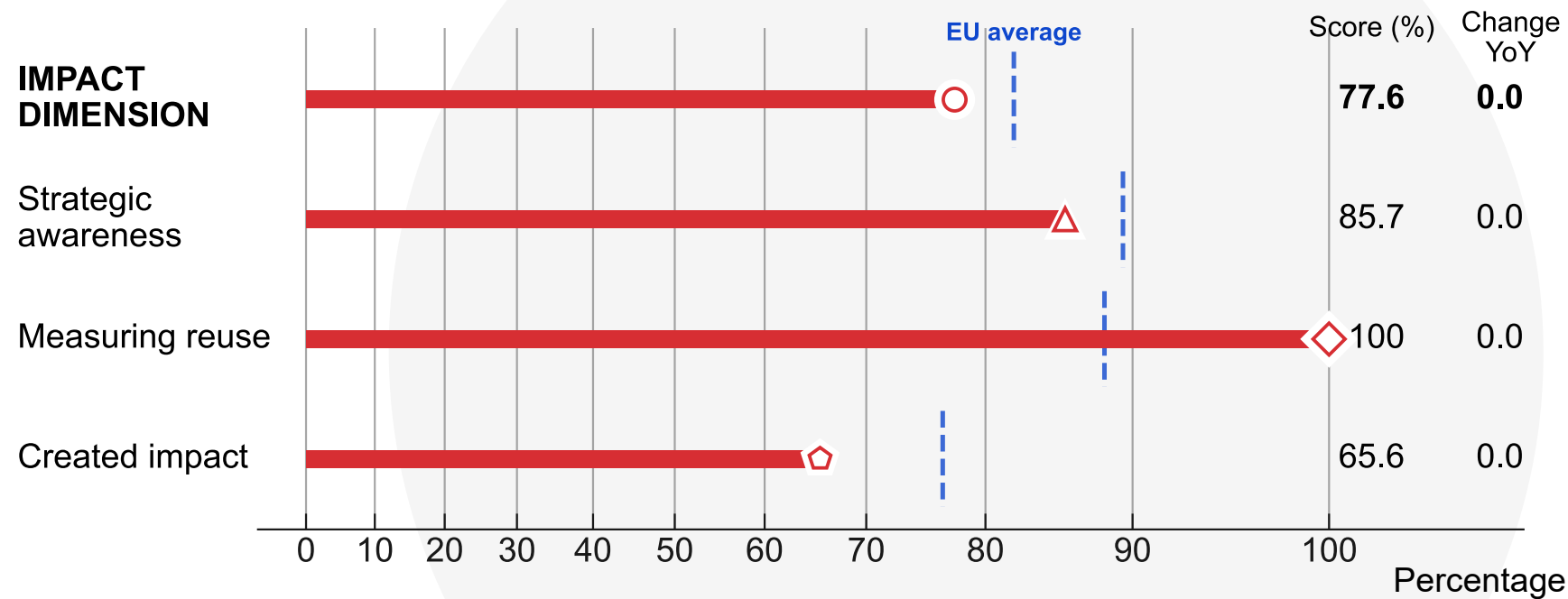


Key questions

- Do you monitor the quality of the metadata available on your portal? ☒ Yes
- Do you set any standards on metadata quality that data providers must abide by? ☒ Yes
- Do you use a model to assess the quality of deployment of data in your country? ☒ Yes

Impact dimension

2025 impact maturity scores of Luxembourg



Key questions

- Do you have a definition of open data reuse in your country? ☒ Yes
- Are there any processes in place to monitor the level of reuse of your country's open data? ☒ Yes
- Do you have a methodology in place to measure the impact of open data? ☒ Yes

Open data maturity

2025 country factsheet

State of play at a glance

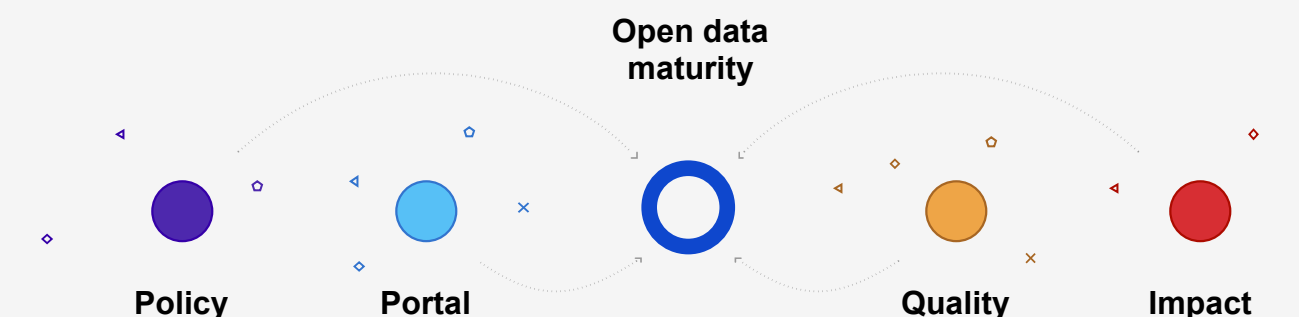
Hungary's open data governance structure was further consolidated in 2025 through the continued institutional development of the National Data Asset Management Agency (NAVÜ), now operating under the Central Statistical Office. This transition led to a reorganisation of NAVÜ's management and strengthened professional ties with the Central Statistical Office.

In cooperation with the Ministry of Justice, NAVÜ completed the implementation of an EU-funded project, which included training over 200 government employees in data-based decision-making using the Data Platform IT application developed by NAVÜ. Government decrees adopted in 2024 operationalised legislation introduced the previous year, supporting the legal framework for national data asset utilisation.



Explore more open data maturity insights online at:

<https://data.europa.eu/en/open-data-maturity/2025>



Assessment methodology

Open data maturity is measured on four thematic dimensions: policy, portal, quality and impact. Each dimension contributes an equal 25 % towards the overall maturity score.



Policy
Investigates the open data policies and strategies in place in the countries, the national governance models for managing open data and the measures applied to implement those policies and strategies.



Portal
Investigates the functionality of national open data portals, the extent to which users’ needs and behaviour are examined to improve the portal, the availability of open data across different domains and the approach to ensuring the portal’s sustainability.

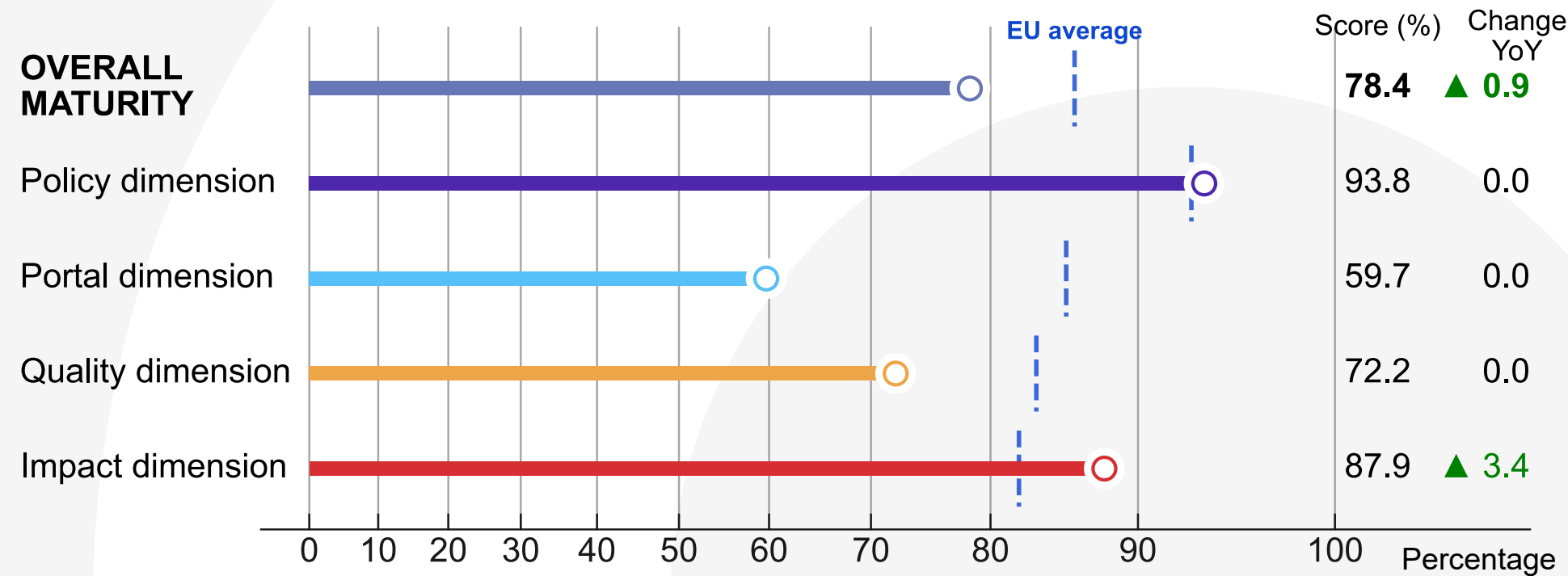


Quality
Investigates the measures adopted by portal managers to ensure the systematic harvesting of metadata, the monitoring of metadata quality and compliance with the DCAT-AP metadata standard and the quality of the deployment of the published data on the national portal.

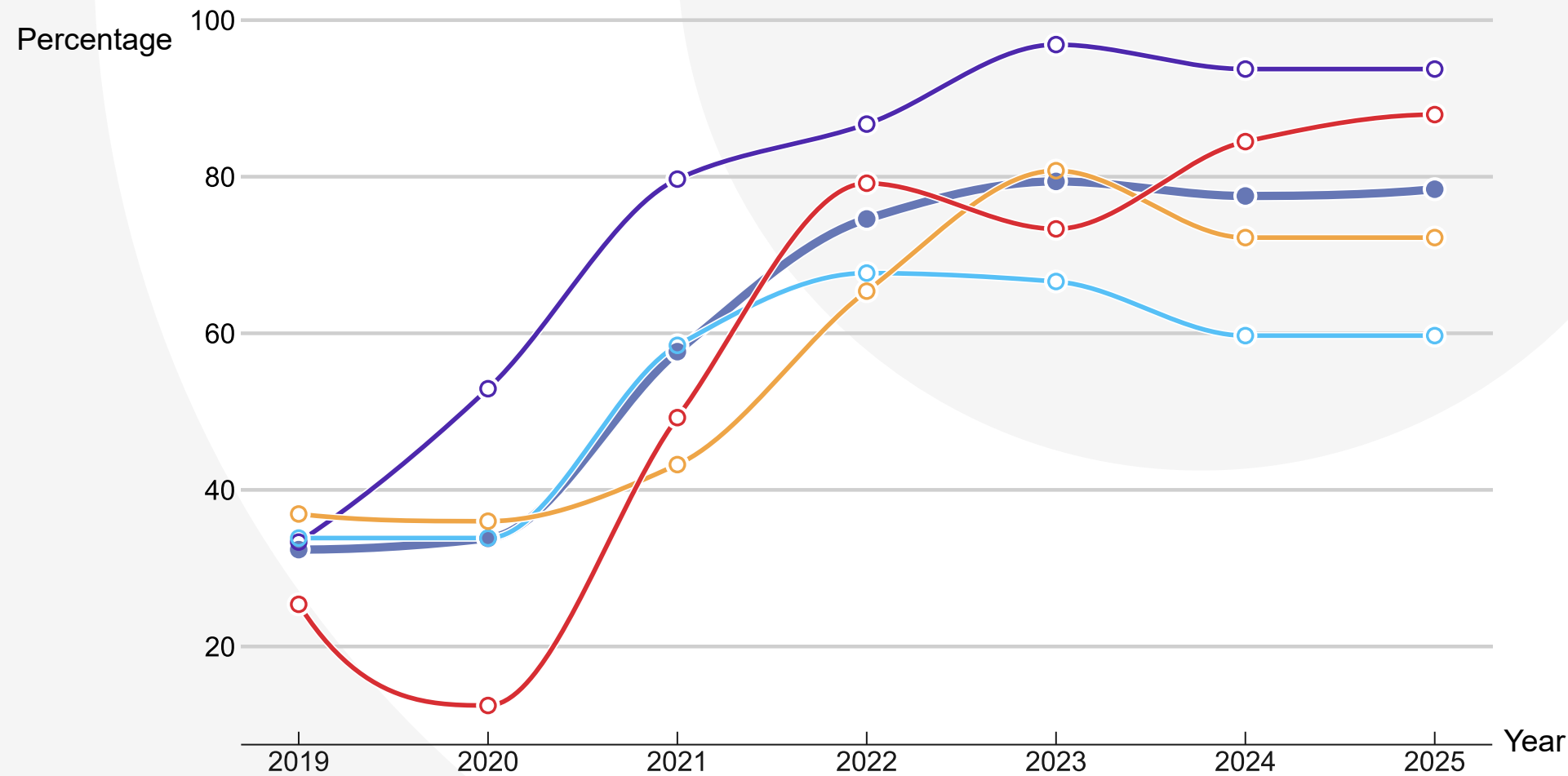


Impact
Investigates how well countries define and measure data reuse, the steps taken to assess reuse and user needs and the presence of reuse examples in the domains of government, society, the environment and the economy.

2025 maturity scores of Hungary

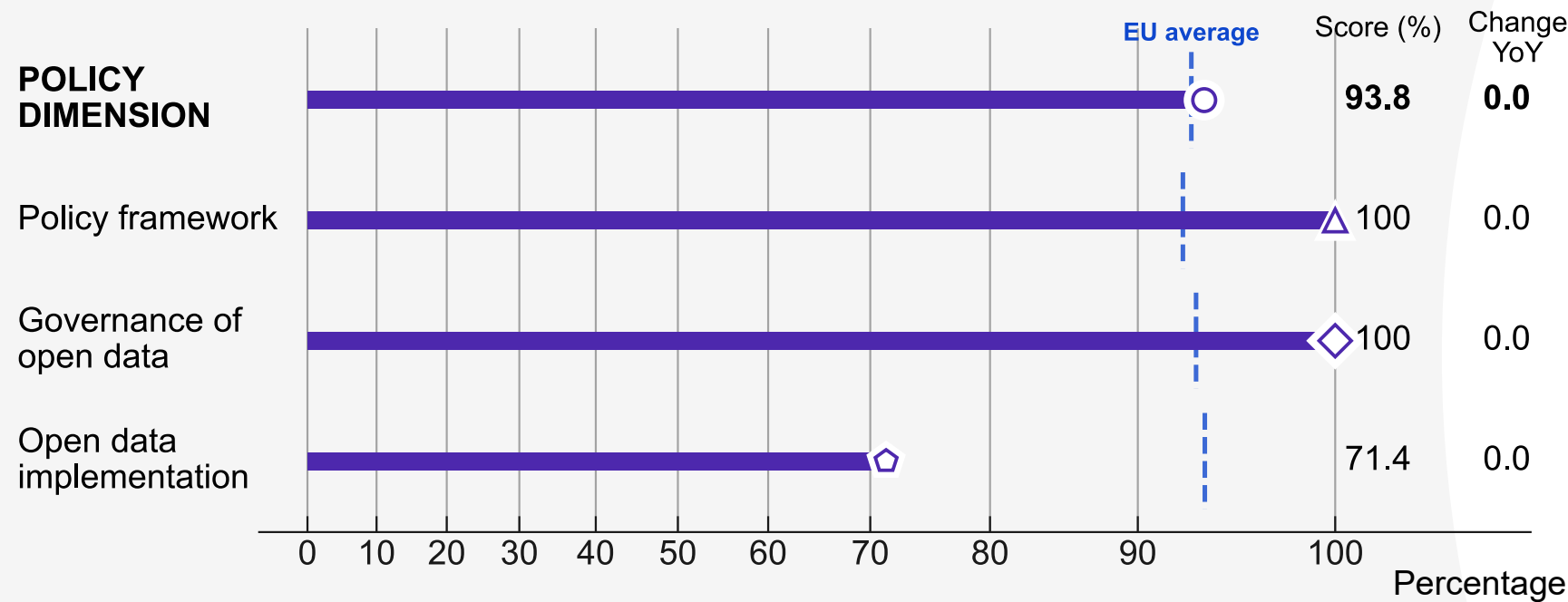


Maturity scores of Hungary over time






Policy dimension

2025 policy maturity scores of Hungary

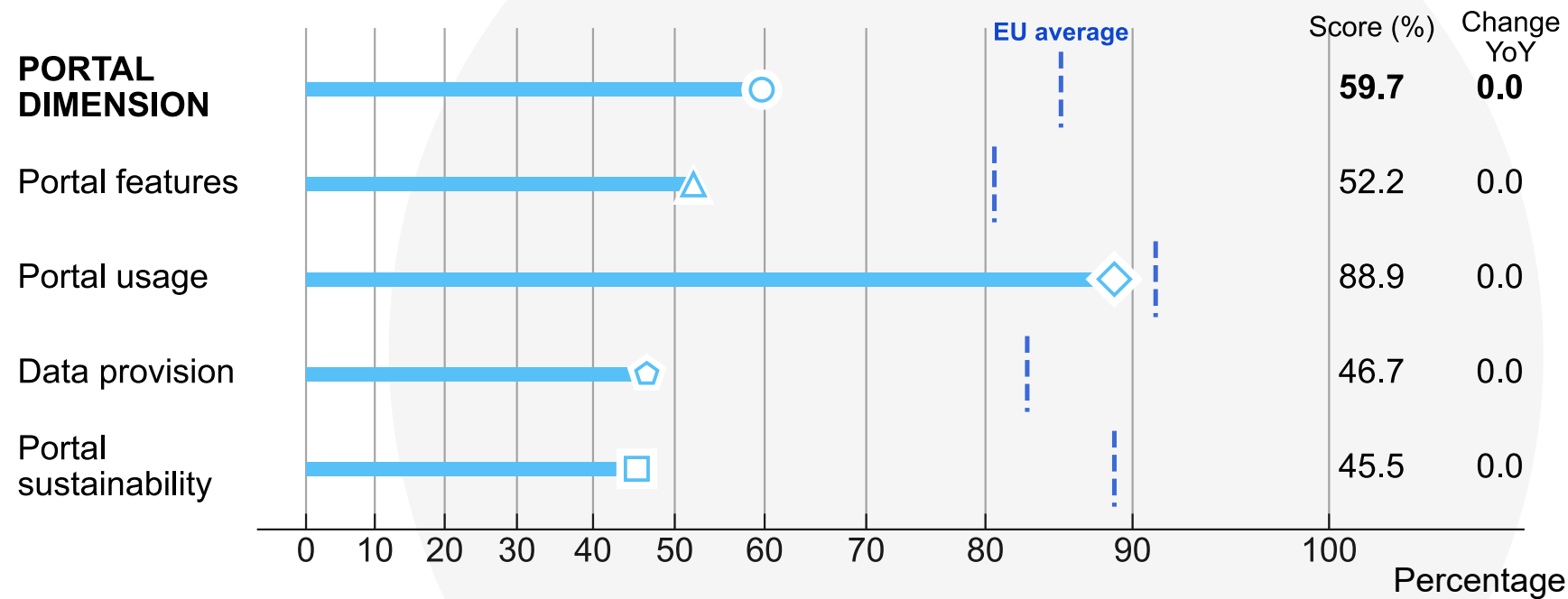


Key questions




- Does the national open data policy/strategy include an action plan?  Yes
- To what degree do local/regional public bodies conduct open data initiatives?  All
- Are there processes to ensure that the open data policies/strategy are implemented?  Yes

Portal dimension

2025 portal maturity scores of Hungary

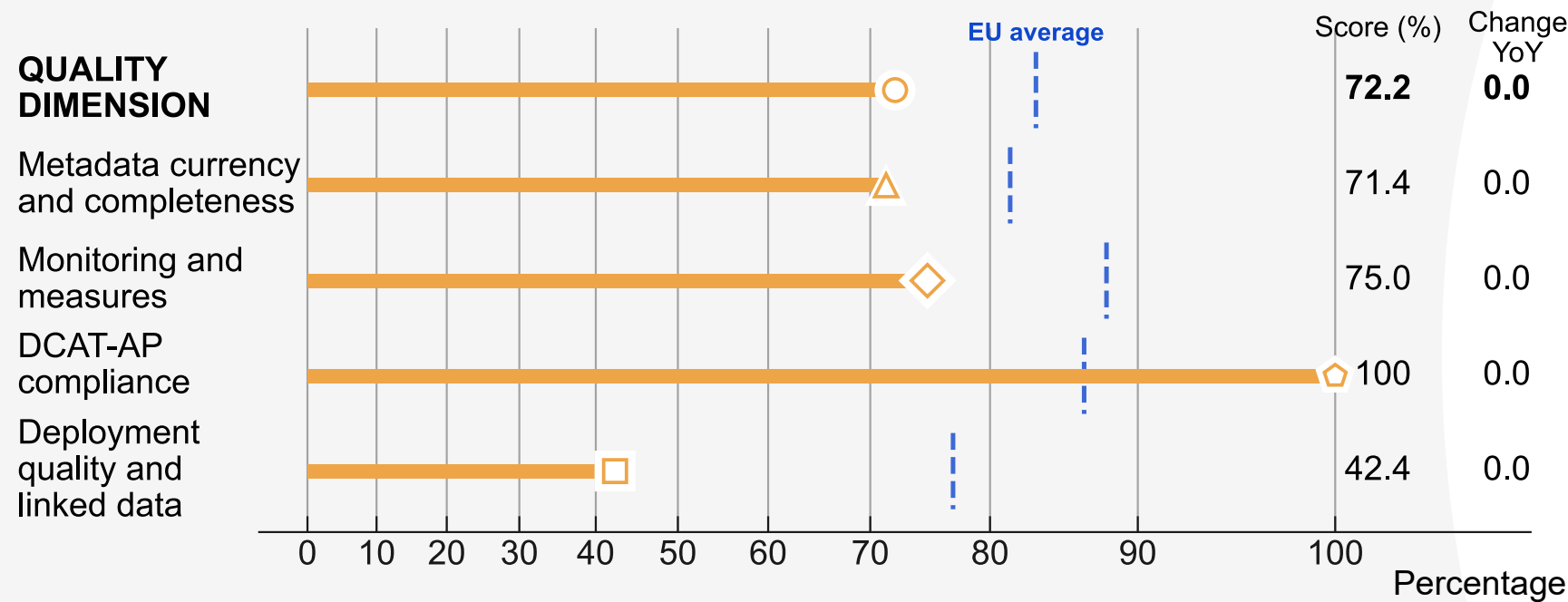


Key questions




- Do you monitor the portal's traffic?  Yes
- To what degree do public sector data providers contribute data to the portal?  About half
- Does the national portal allow users to see what data exists but cannot be made available as open data?  Yes

Quality dimension

2025 quality maturity scores of Hungary

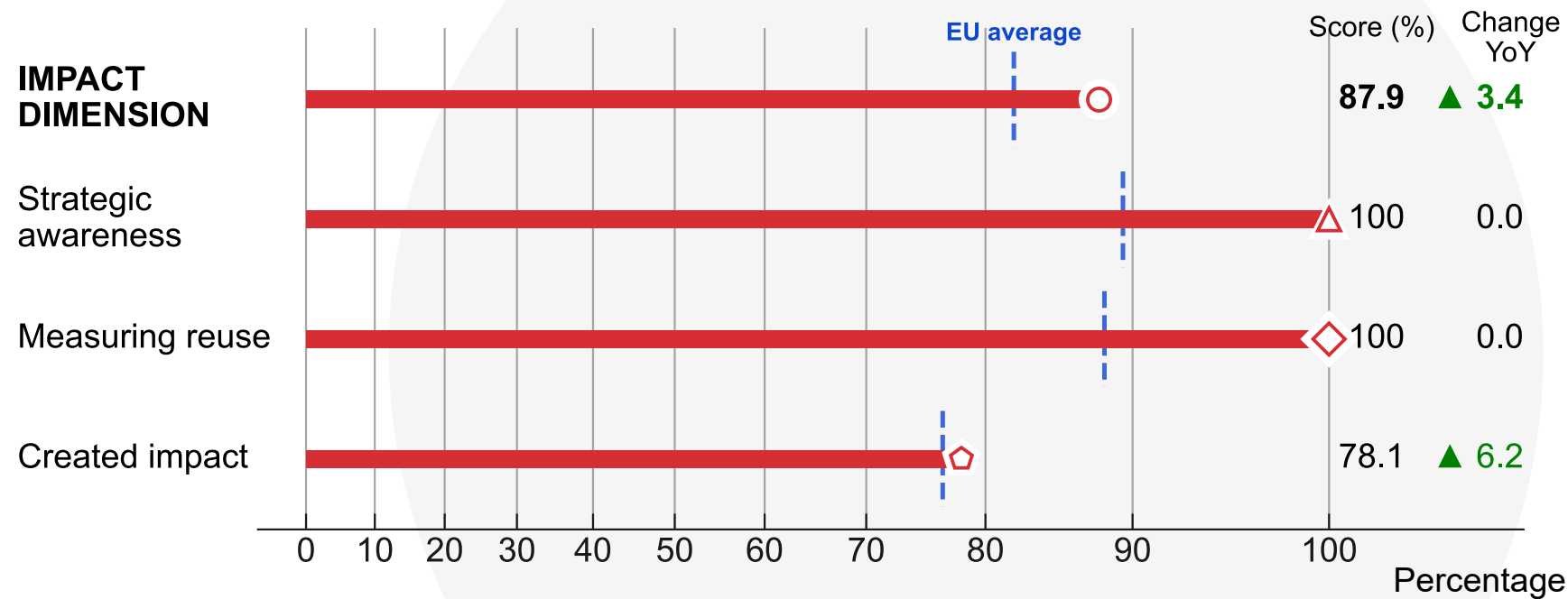


Key questions




- Do you monitor the quality of the metadata available on your portal?  Yes
- Do you set any standards on metadata quality that data providers must abide by?  Yes
- Do you use a model to assess the quality of deployment of data in your country?  No

Impact dimension

2025 impact maturity scores of Hungary



Key questions

- Do you have a definition of open data reuse in your country?  Yes
- Are there any processes in place to monitor the level of reuse of your country's open data?  Yes
- Do you have a methodology in place to measure the impact of open data?  Yes

Open data maturity

2025 country factsheet

State of play at a glance

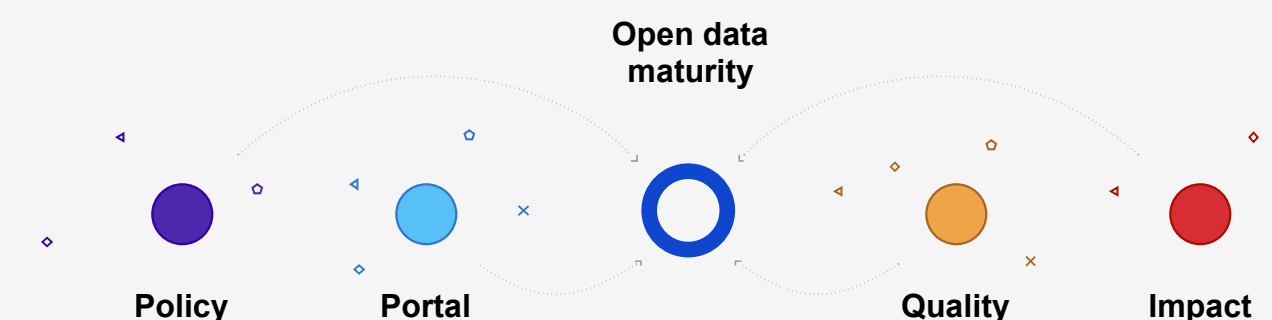
Malta continued to strengthen its open data governance and infrastructure through strategic leadership, legal reform and portal modernisation. A Chief Data Officer was appointed to lead national data initiatives and chair the Data Governance Council, serving as the central point of contact for data-related matters. Under this leadership, Malta launched a modernised National Data Portal and a dedicated GeoSpatial Portal (GeoHub), both designed to improve data discovery, sharing and user experience. The updated portal supports dynamic data integration and decentralised data management, with standard vocabularies enhancing interoperability.

Legal amendments to Chapter 546 of the Laws of Malta transposed the Open Data Directive (Directive (EU) 2019/1024), while additional updates aligned national legislation with the Data Governance Act (Regulation (EU) 2022/868). Malta also adopted the European Legislation Identifier within its Laws publication portal to better reference datasets linked to legal registers. To improve data quality, the use of APIs is actively promoted, and support is provided to data owners to enhance dataset compatibility and accessibility.



Explore more open data maturity insights online at:

<https://data.europa.eu/en/open-data-maturity/2025>



Assessment methodology

Open data maturity is measured on four thematic dimensions: policy, portal, quality and impact. Each dimension contributes an equal 25 % towards the overall maturity score.



Policy
Investigates the open data policies and strategies in place in the countries, the national governance models for managing open data and the measures applied to implement those policies and strategies.



Portal
Investigates the functionality of national open data portals, the extent to which users’ needs and behaviour are examined to improve the portal, the availability of open data across different domains and the approach to ensuring the portal’s sustainability.

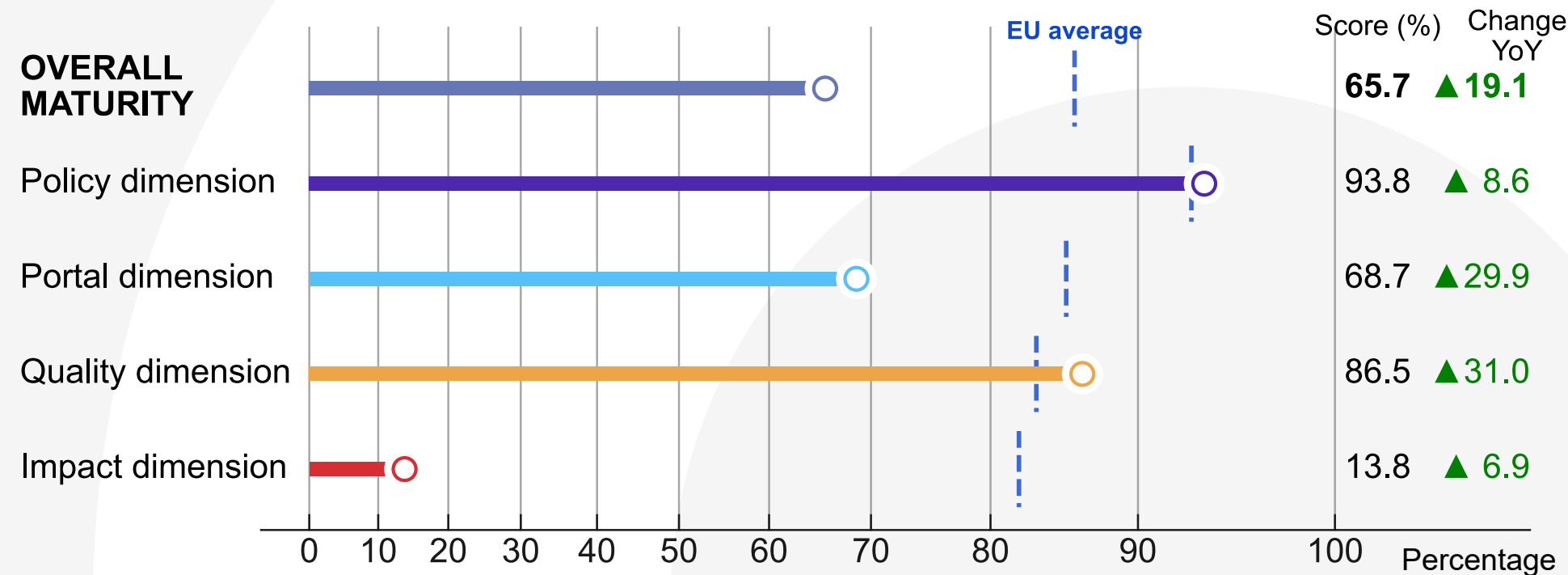


Quality
Investigates the measures adopted by portal managers to ensure the systematic harvesting of metadata, the monitoring of metadata quality and compliance with the DCAT-AP metadata standard and the quality of the deployment of the published data on the national portal.

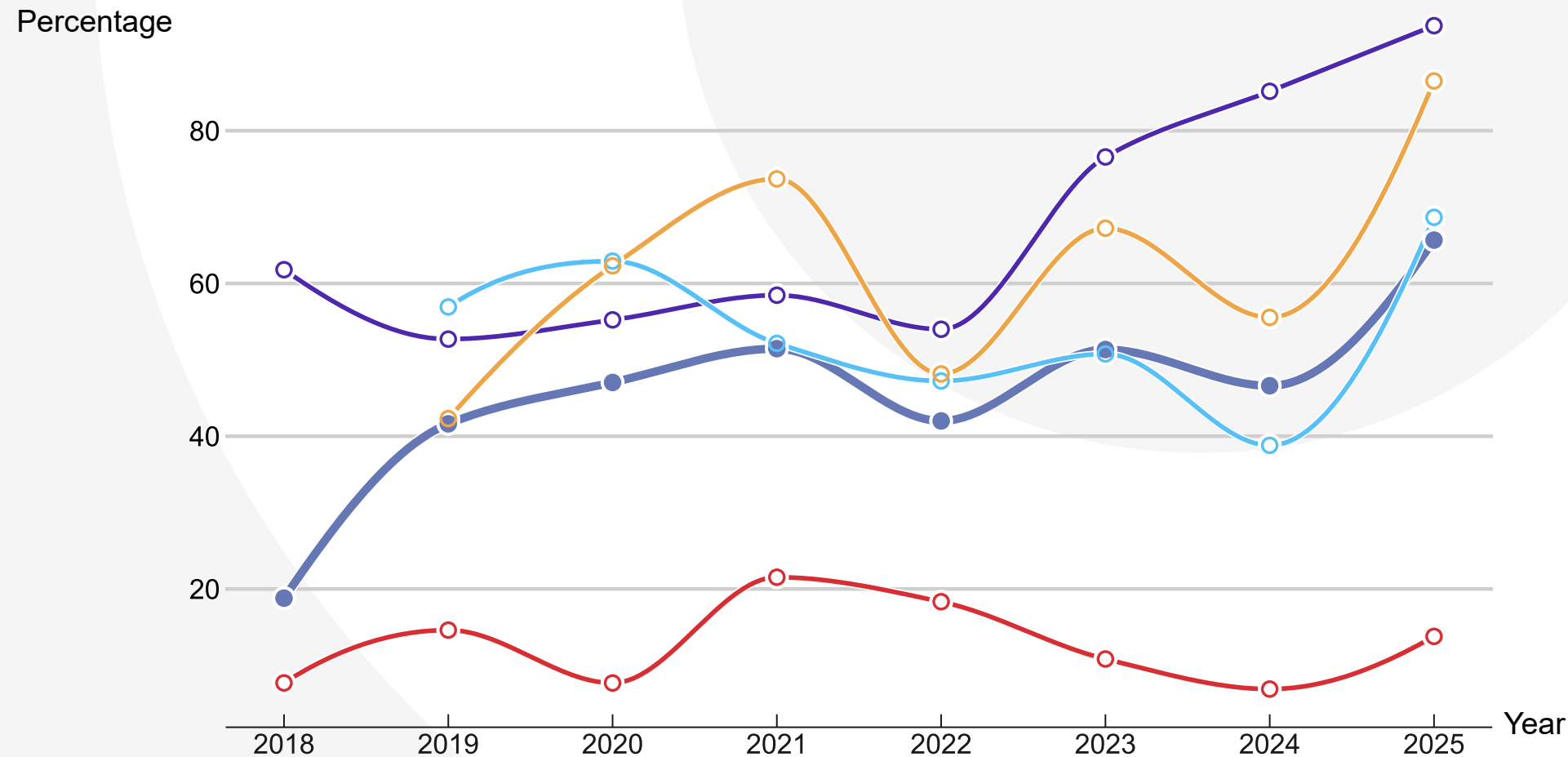


Impact
Investigates how well countries define and measure data reuse, the steps taken to assess reuse and user needs and the presence of reuse examples in the domains of government, society, the environment and the economy.

2025 maturity scores of Malta

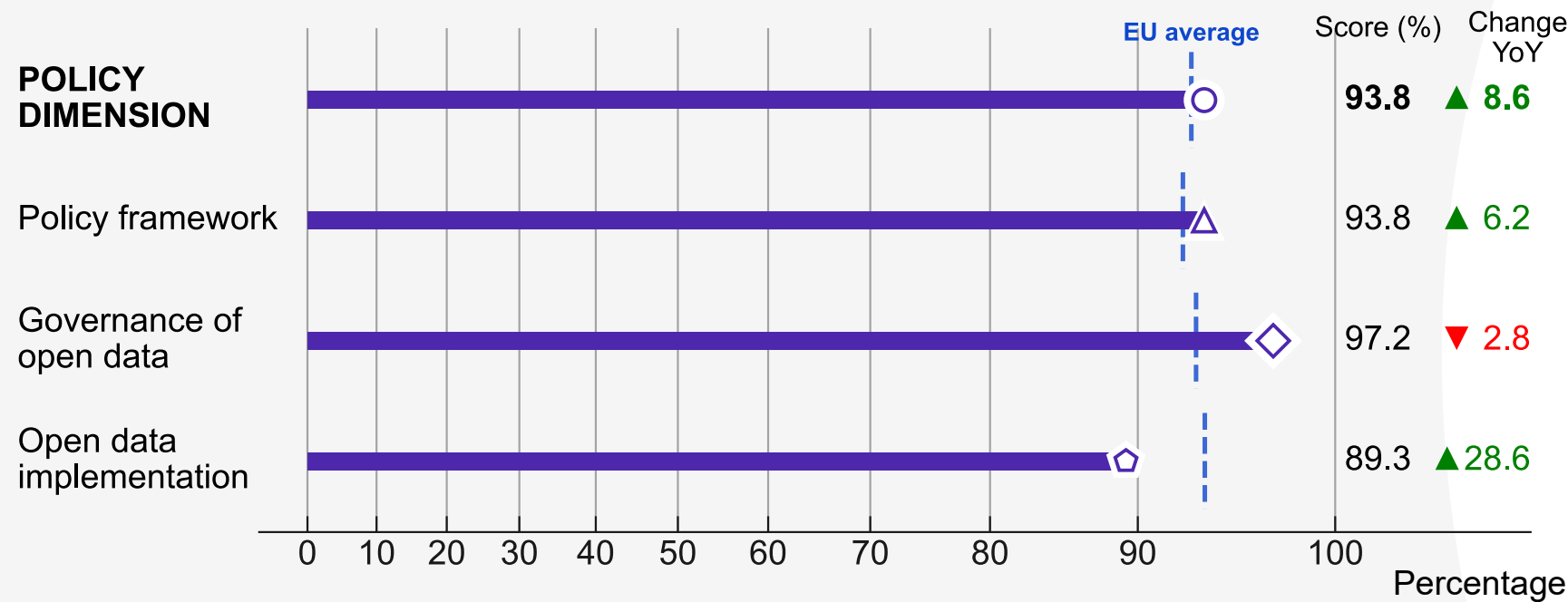


Maturity scores of Malta over time






Policy dimension

2025 policy maturity scores of Malta

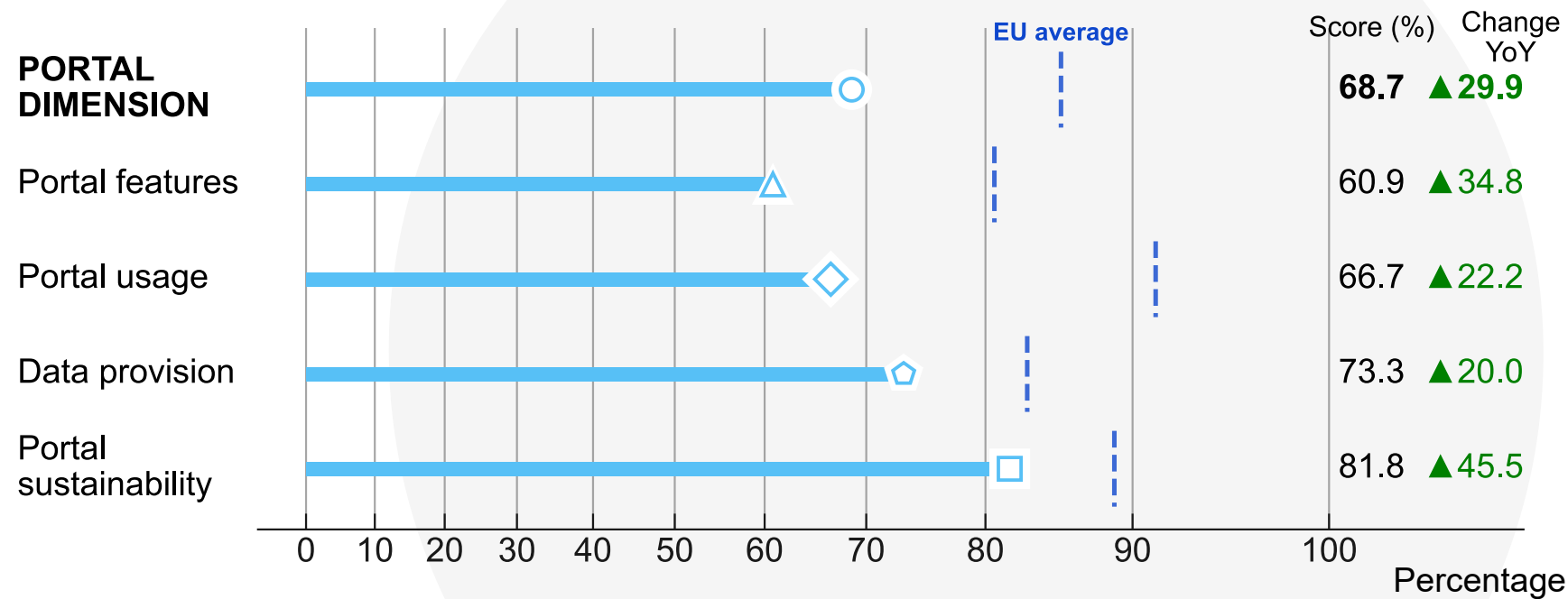


Key questions




- Does the national open data policy/strategy include an action plan?  Yes
- To what degree do local/regional public bodies conduct open data initiatives?  Majority
- Are there processes to ensure that the open data policies/strategy are implemented?  Yes

Portal dimension

2025 portal maturity scores of Malta

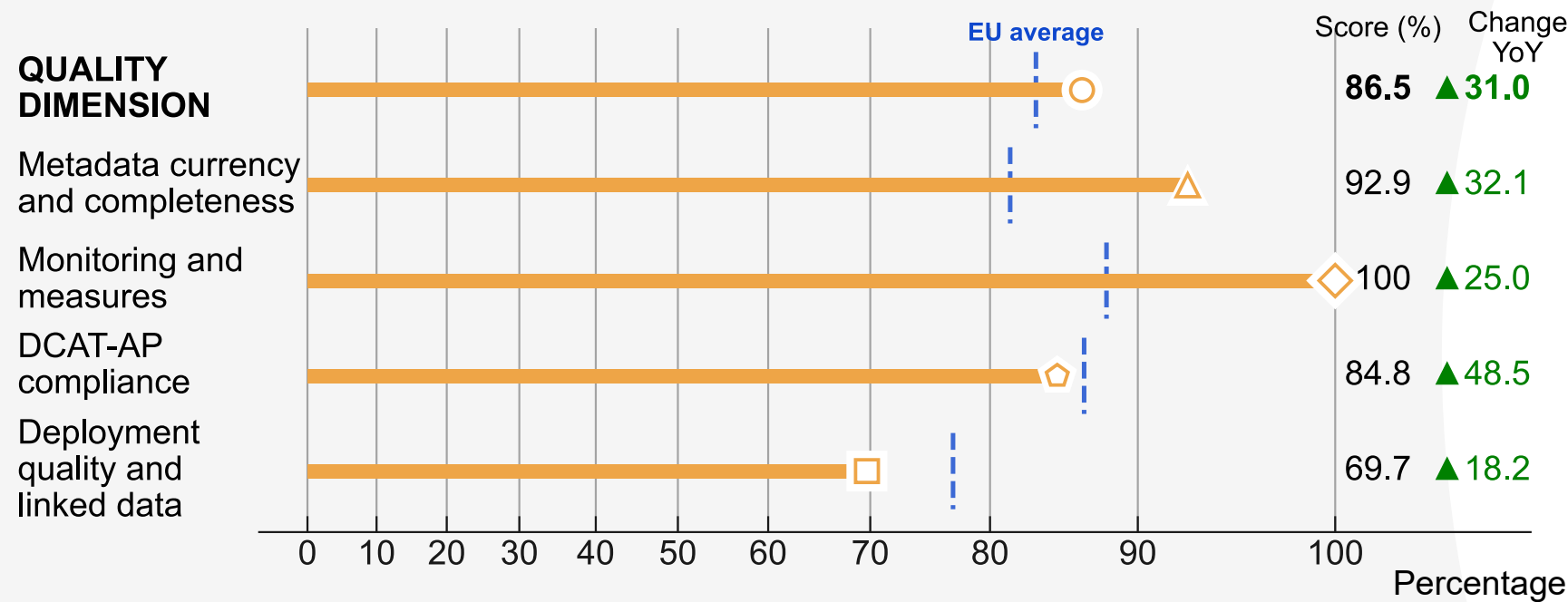


Key questions




- Do you monitor the portal's traffic?  Yes
- To what degree do public sector data providers contribute data to the portal?  Few
- Does the national portal allow users to see what data exists but cannot be made available as open data?  Yes

Quality dimension

2025 quality maturity scores of Malta

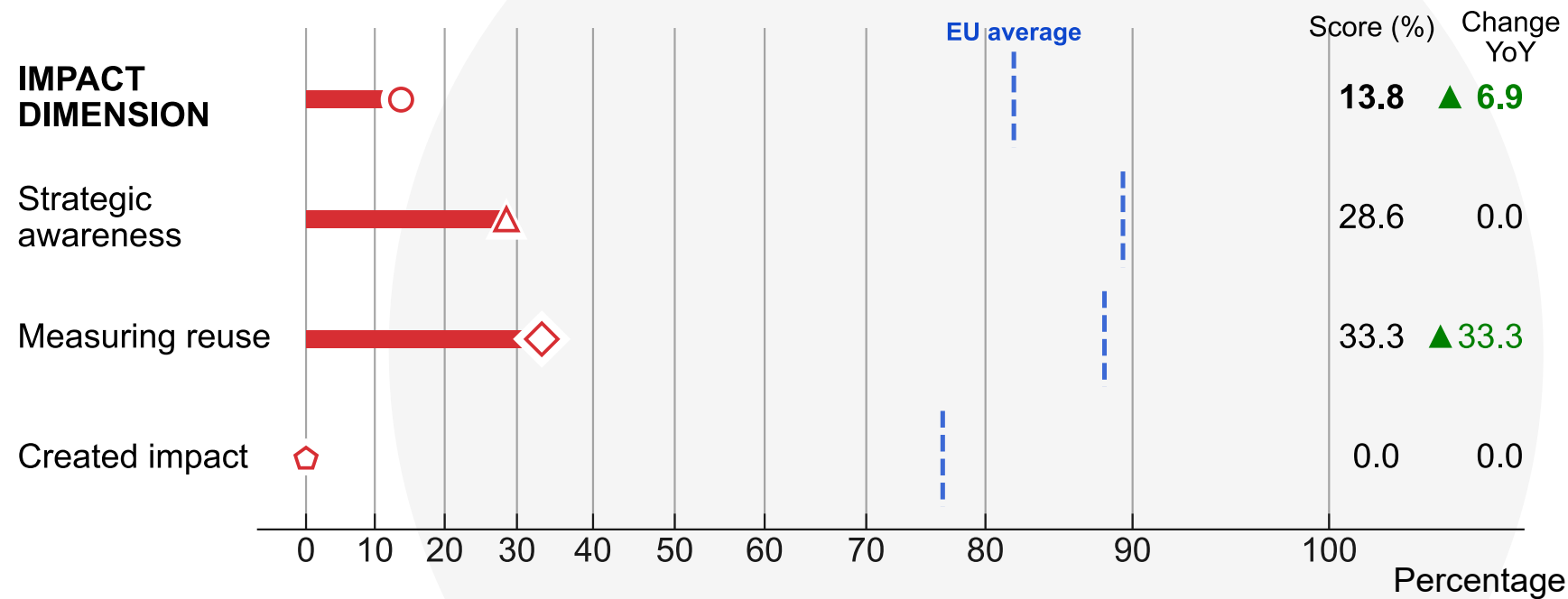


Key questions




- Do you monitor the quality of the metadata available on your portal?  Yes
- Do you set any standards on metadata quality that data providers must abide by?  Yes
- Do you use a model to assess the quality of deployment of data in your country?  Yes

Impact dimension

2025 impact maturity scores of Malta



Key questions

- Do you have a definition of open data reuse in your country?  Yes
- Are there any processes in place to monitor the level of reuse of your country's open data?  Yes
- Do you have a methodology in place to measure the impact of open data?  No

Open data maturity

2025 country factsheet

State of play at a glance

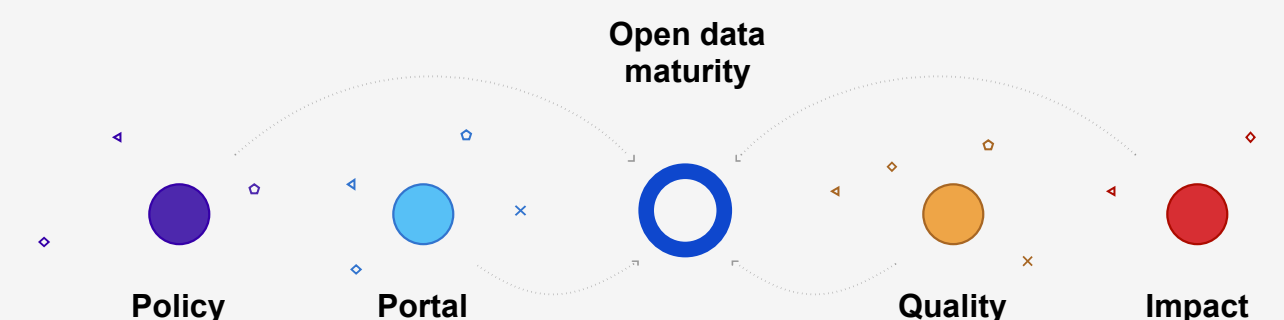
The Netherlands published a revised manual for the Government Information Reuse Act providing guidance for handling reuse requests and encouraging proactive publication of government information. High-value datasets have been made available on the national portal, data.overheid.nl. In addition, DCAT-AP-NL 3.0 was formally established and is now actively managed.

Netherlands 



Explore more open data maturity insights online at:

<https://data.europa.eu/en/open-data-maturity/2025>



Assessment methodology

Open data maturity is measured on four thematic dimensions: policy, portal, quality and impact. Each dimension contributes an equal 25 % towards the overall maturity score.



Policy
Investigates the open data policies and strategies in place in the countries, the national governance models for managing open data and the measures applied to implement those policies and strategies.



Portal
Investigates the functionality of national open data portals, the extent to which users’ needs and behaviour are examined to improve the portal, the availability of open data across different domains and the approach to ensuring the portal’s sustainability.

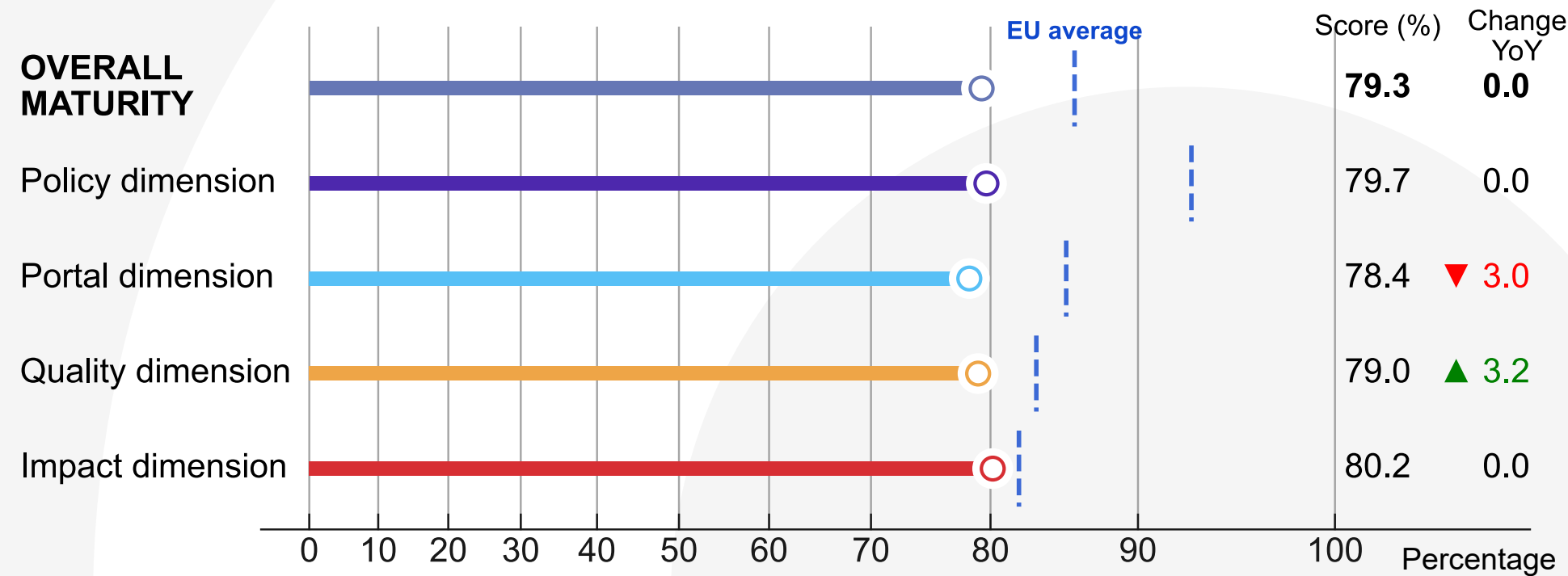


Quality
Investigates the measures adopted by portal managers to ensure the systematic harvesting of metadata, the monitoring of metadata quality and compliance with the DCAT-AP metadata standard and the quality of the deployment of the published data on the national portal.

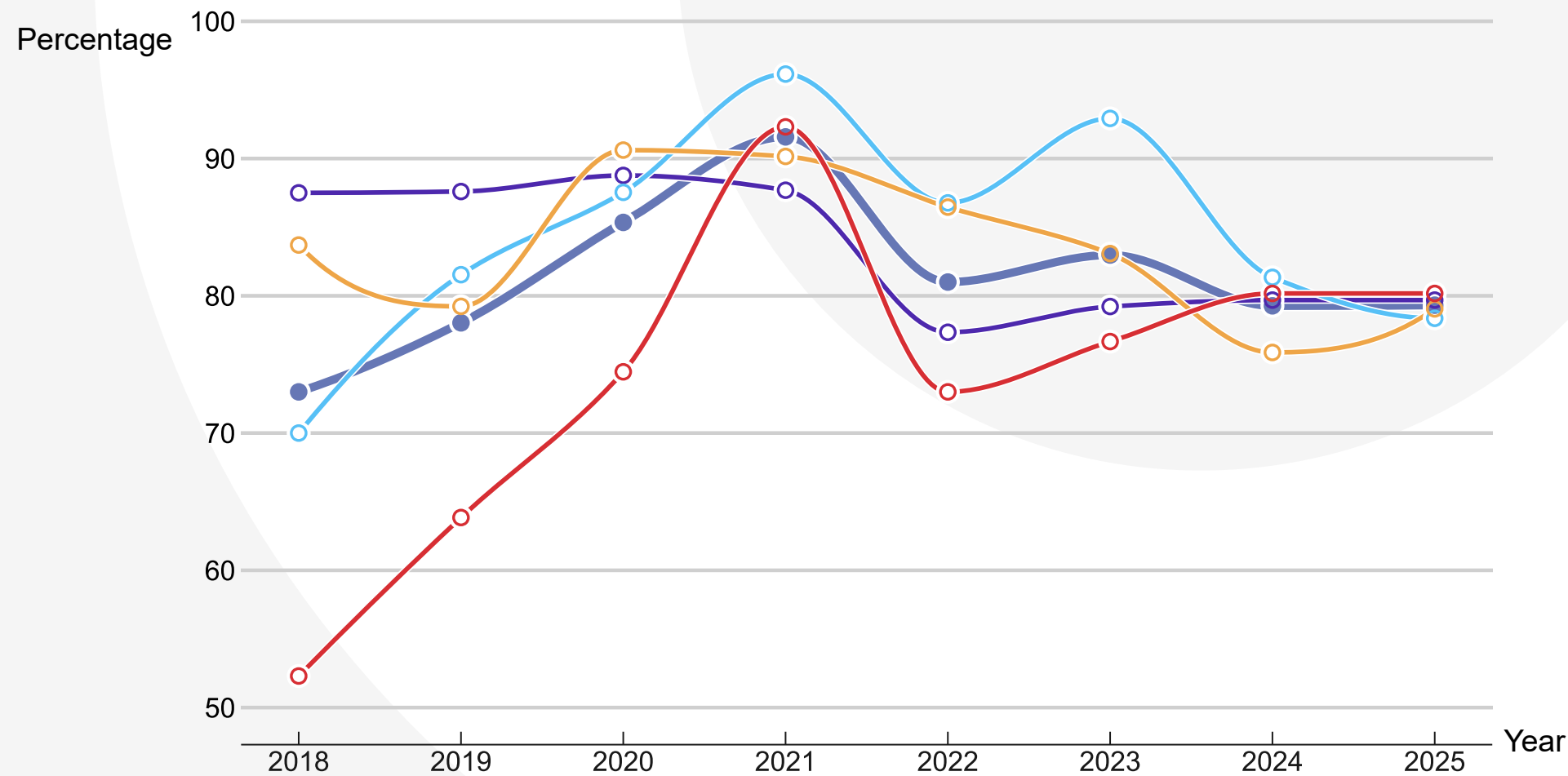


Impact
Investigates how well countries define and measure data reuse, the steps taken to assess reuse and user needs and the presence of reuse examples in the domains of government, society, the environment and the economy.

2025 maturity scores of the Netherlands

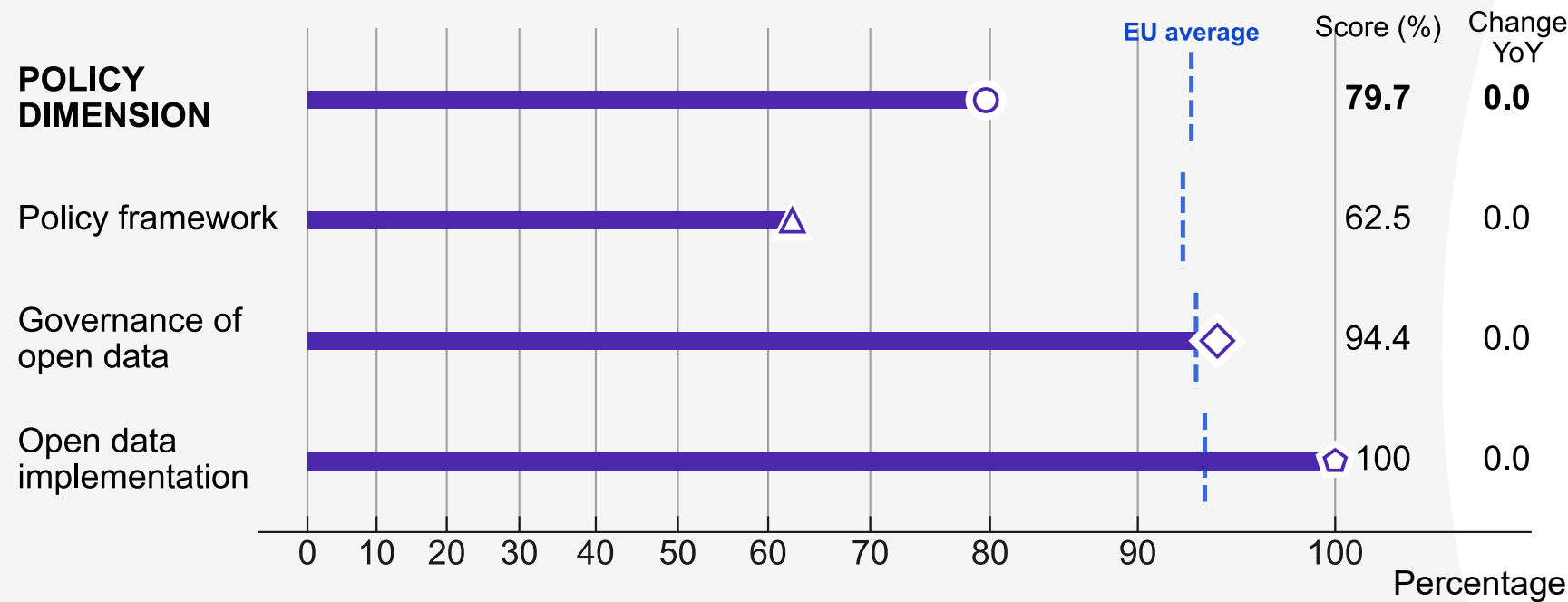


Maturity scores of the Netherlands over time






Policy dimension

2025 policy maturity scores of the Netherlands

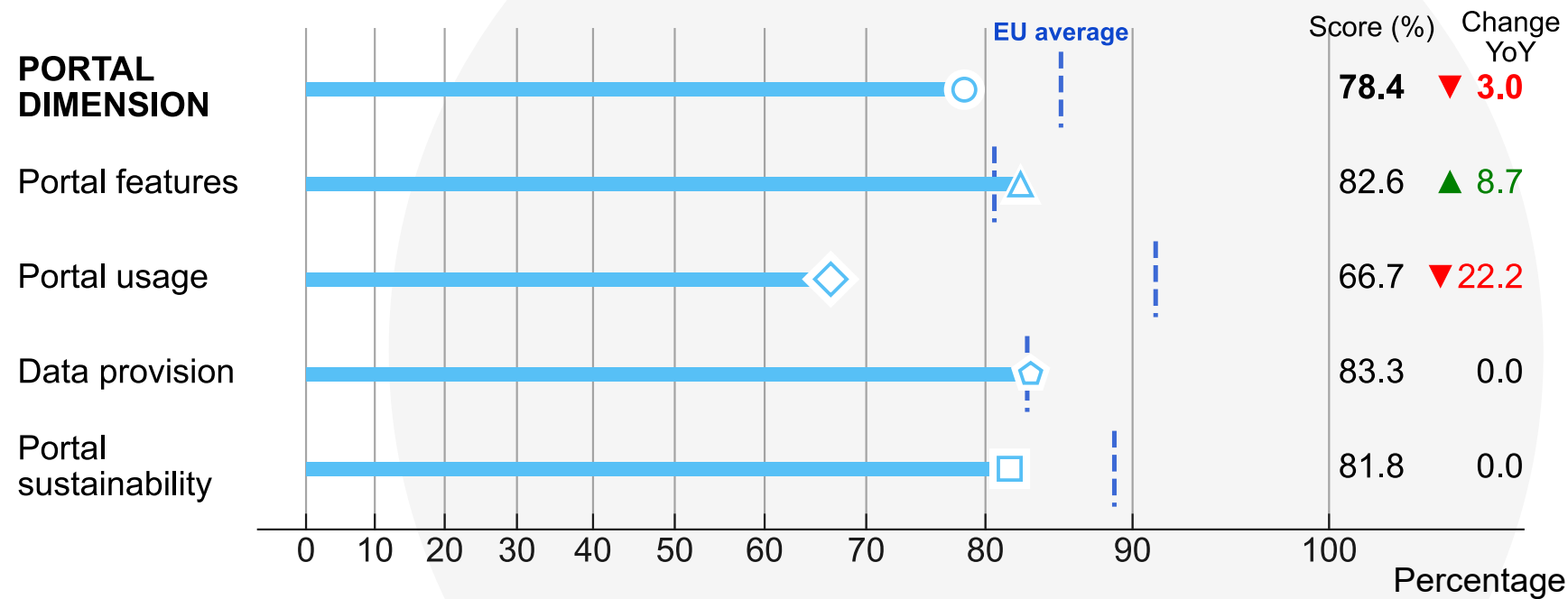


Key questions




- Does the national open data policy/strategy include an action plan?  Yes
- To what degree do local/regional public bodies conduct open data initiatives?  About half
- Are there processes to ensure that the open data policies/strategy are implemented?  Yes

Portal dimension

2025 portal maturity scores of the Netherlands

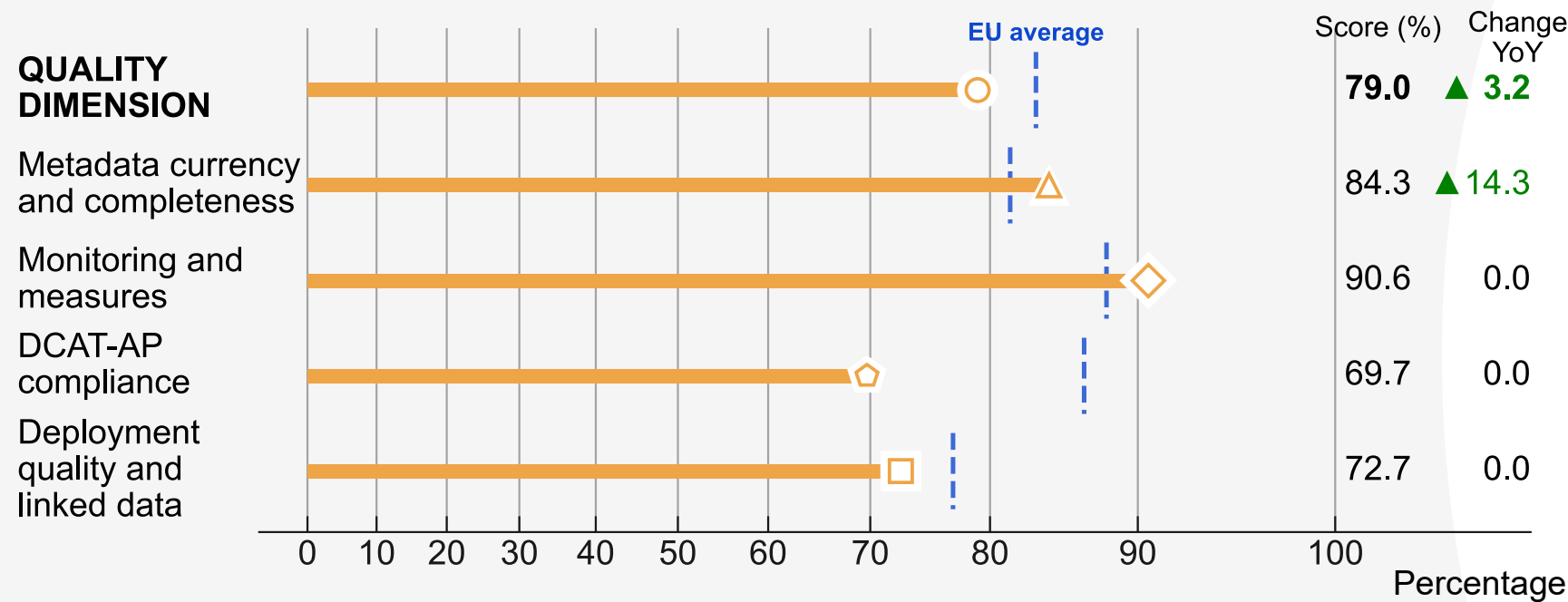


Key questions




- Do you monitor the portal's traffic?  Yes
- To what degree do public sector data providers contribute data to the portal?  Majority
- Does the national portal allow users to see what data exists but cannot be made available as open data?  Yes

Quality dimension

2025 quality maturity scores of the Netherlands

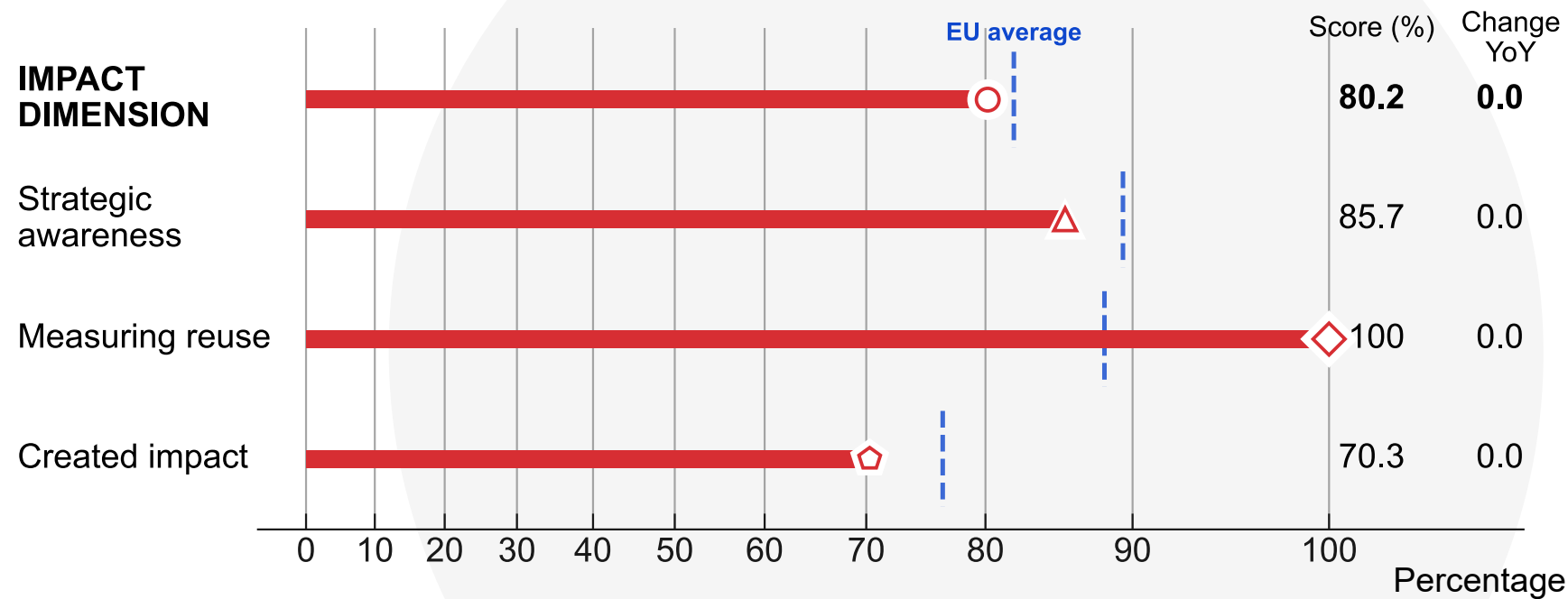


Key questions




- Do you monitor the quality of the metadata available on your portal?  Yes
- Do you set any standards on metadata quality that data providers must abide by?  Yes
- Do you use a model to assess the quality of deployment of data in your country?  No

Impact dimension

2025 impact maturity scores of the Netherlands



Key questions

- Do you have a definition of open data reuse in your country?  Yes
- Are there any processes in place to monitor the level of reuse of your country's open data?  Yes
- Do you have a methodology in place to measure the impact of open data?  Yes

Open data maturity

2025 country factsheet

State of play at a glance

Austria's open data landscape has seen coordinated developments across policy, infrastructure and implementation. The publication of the new data strategy in October 2024 introduced a structured approach to data governance, assigning responsibility for the coordination of the data economy, including open data, to the Federal Chancellery. The strategy outlines measures to enhance data sharing and reuse, with quality improvements supported through the implementation of high-value datasets in line with Implementing Regulation (EU) 2023/138 and the continued adoption of the DCAT-AP metadata standard.

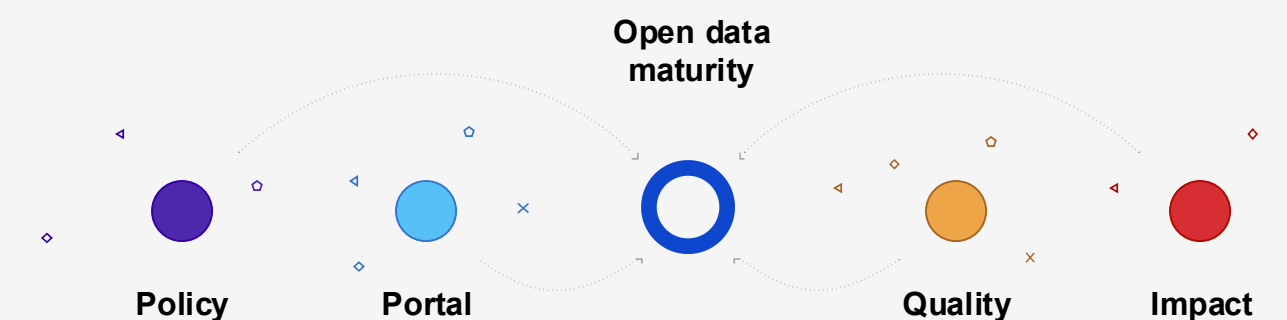
In parallel, the national portal data.gv.at has expanded its dataset offering, improved accessibility and introduced a filter for open-source applications. These enhancements align with preparations for the Federal Freedom of Information Act, which entered into force in September 2025 and is reinforced by a constitutional amendment mandating the publication of consultations, surveys and studies. The Cooperation Open Government Data Austria has further supported this by recommending the release of survey data as open data.

In terms of impact, open data has been used in AI applications that analyse parliamentary speeches and decisions, providing insights into language patterns and argumentation. These developments are embedded within a broader effort to strengthen Austria's data ecosystem through stakeholder engagement and public sector collaboration.



Explore more open data maturity insights online at:

<https://data.europa.eu/en/open-data-maturity/2025>



Assessment methodology

Open data maturity is measured on four thematic dimensions: policy, portal, quality and impact. Each dimension contributes an equal 25 % towards the overall maturity score.



Policy
Investigates the open data policies and strategies in place in the countries, the national governance models for managing open data and the measures applied to implement those policies and strategies.



Portal
Investigates the functionality of national open data portals, the extent to which users' needs and behaviour are examined to improve the portal, the availability of open data across different domains and the approach to ensuring the portal's sustainability.

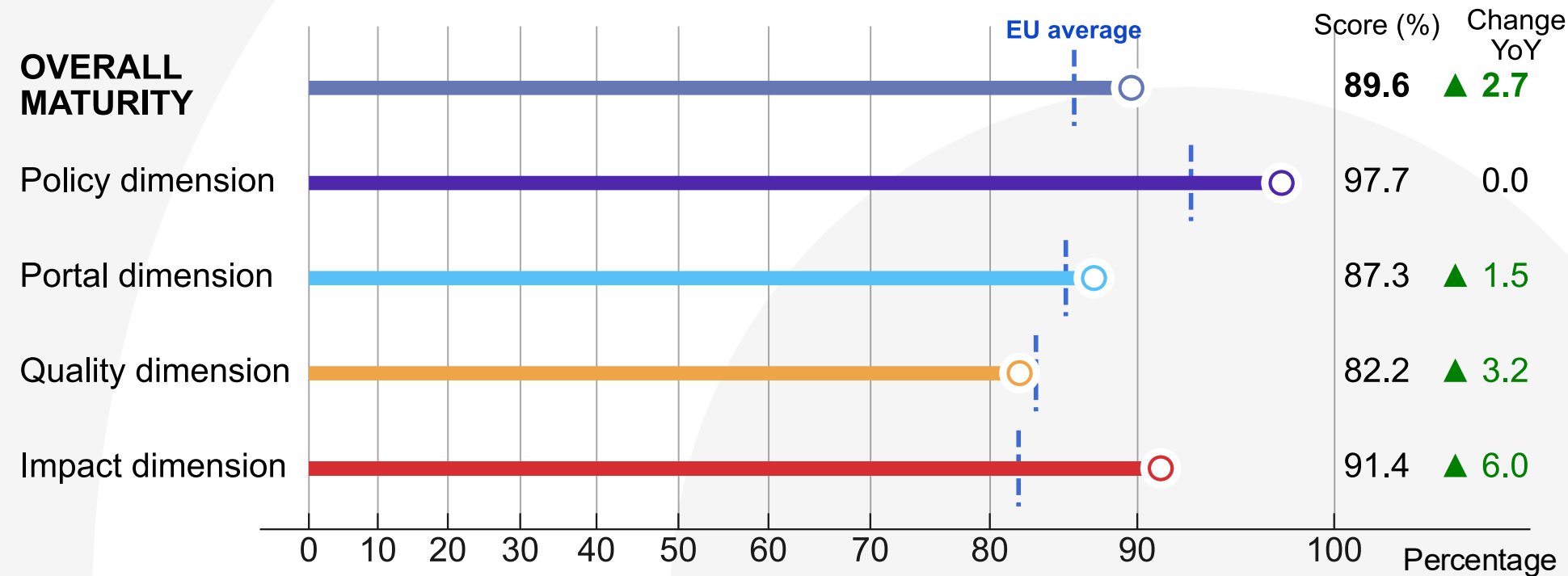


Quality
Investigates the measures adopted by portal managers to ensure the systematic harvesting of metadata, the monitoring of metadata quality and compliance with the DCAT-AP metadata standard and the quality of the deployment of the published data on the national portal.

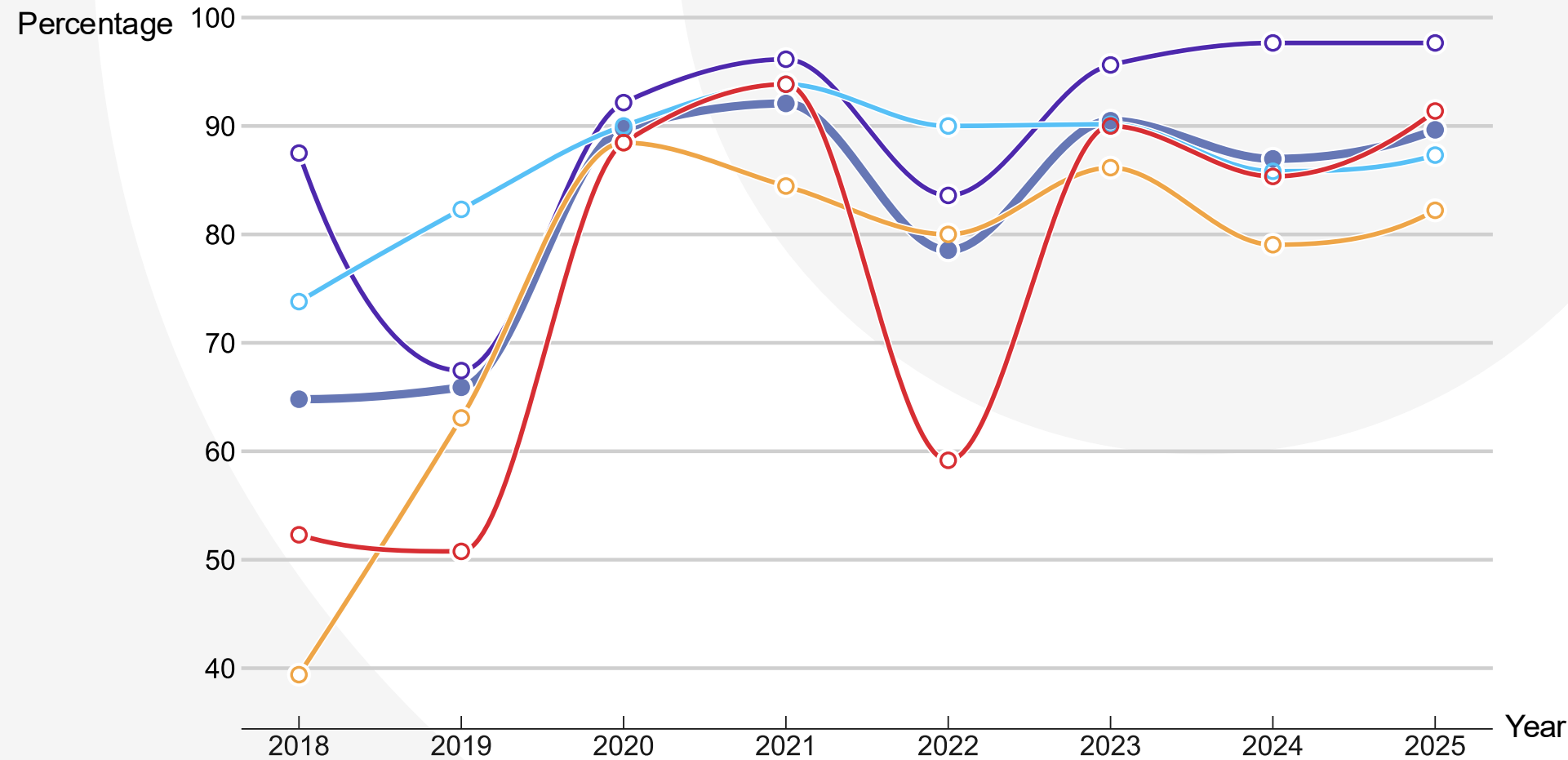


Impact
Investigates how well countries define and measure data reuse, the steps taken to assess reuse and user needs and the presence of reuse examples in the domains of government, society, the environment and the economy.

2025 maturity scores of Austria

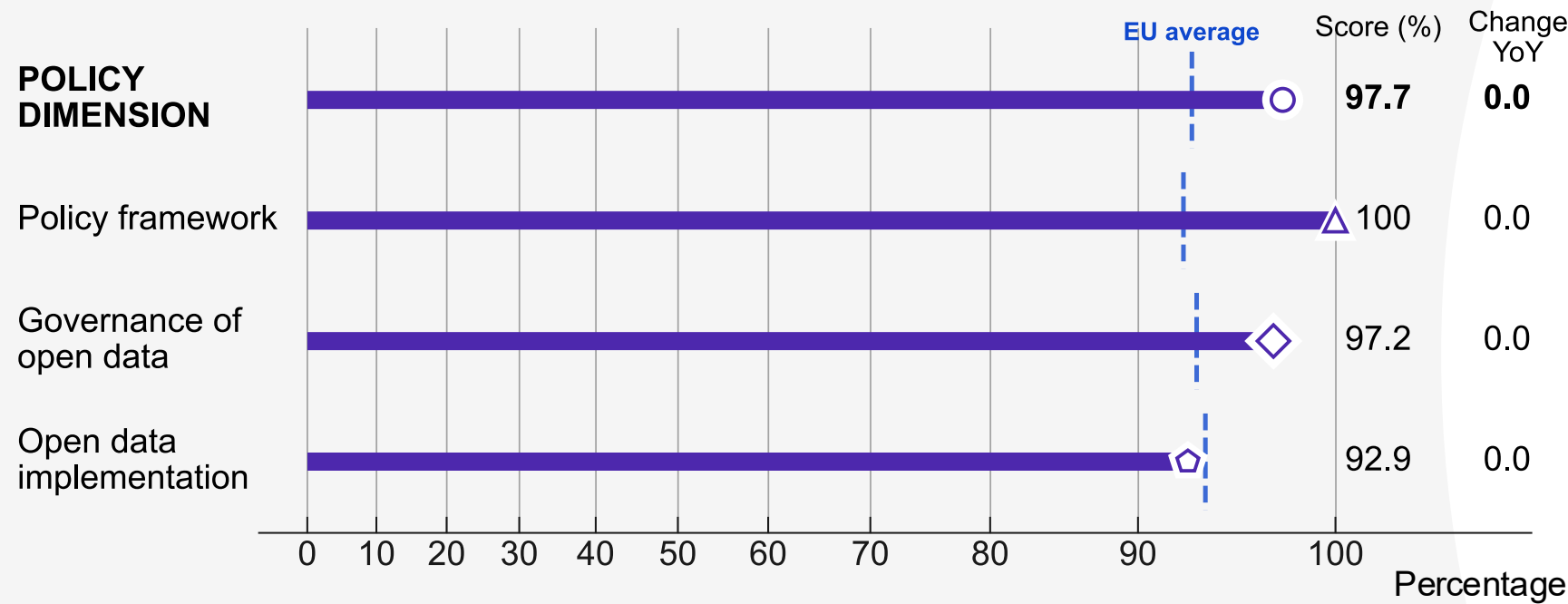


Maturity scores of Austria over time






Policy dimension

2025 policy maturity scores of Austria

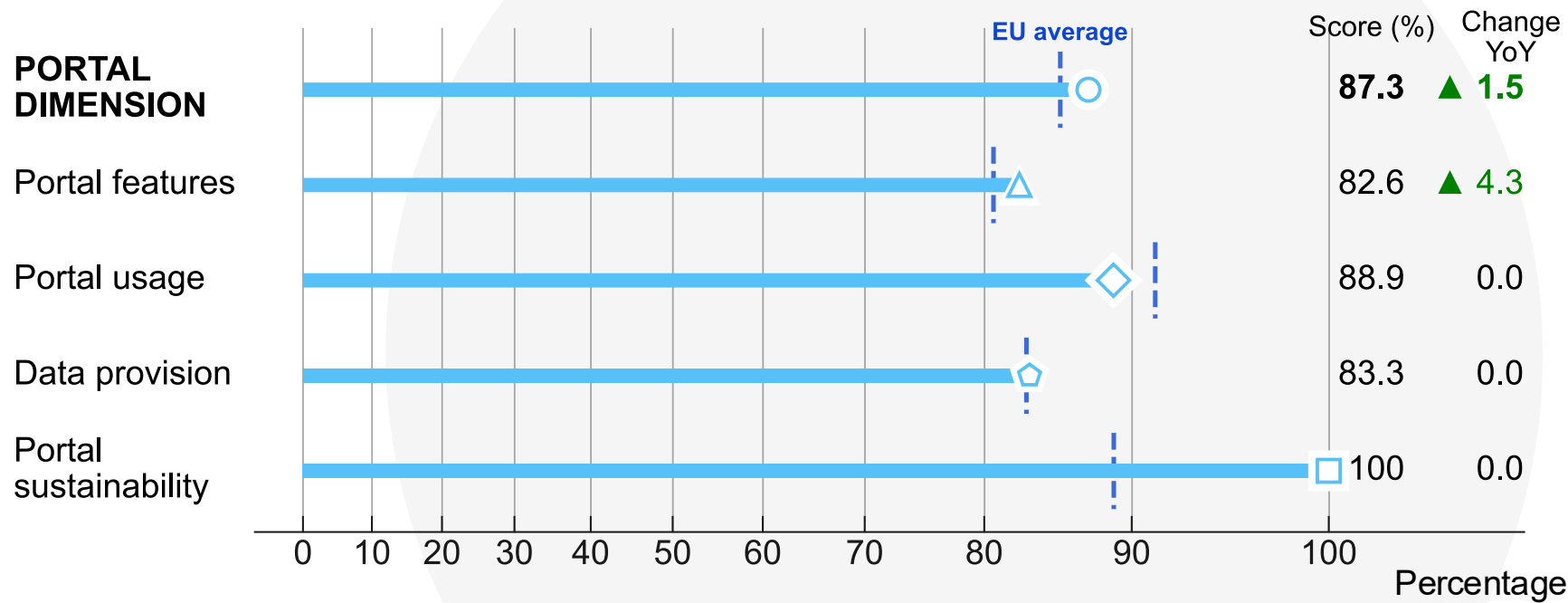


Key questions




- Does the national open data policy/strategy include an action plan?  Yes
- To what degree do local/regional public bodies conduct open data initiatives?  Majority
- Are there processes to ensure that the open data policies/strategy are implemented?  Yes

Portal dimension

2025 portal maturity scores of Austria

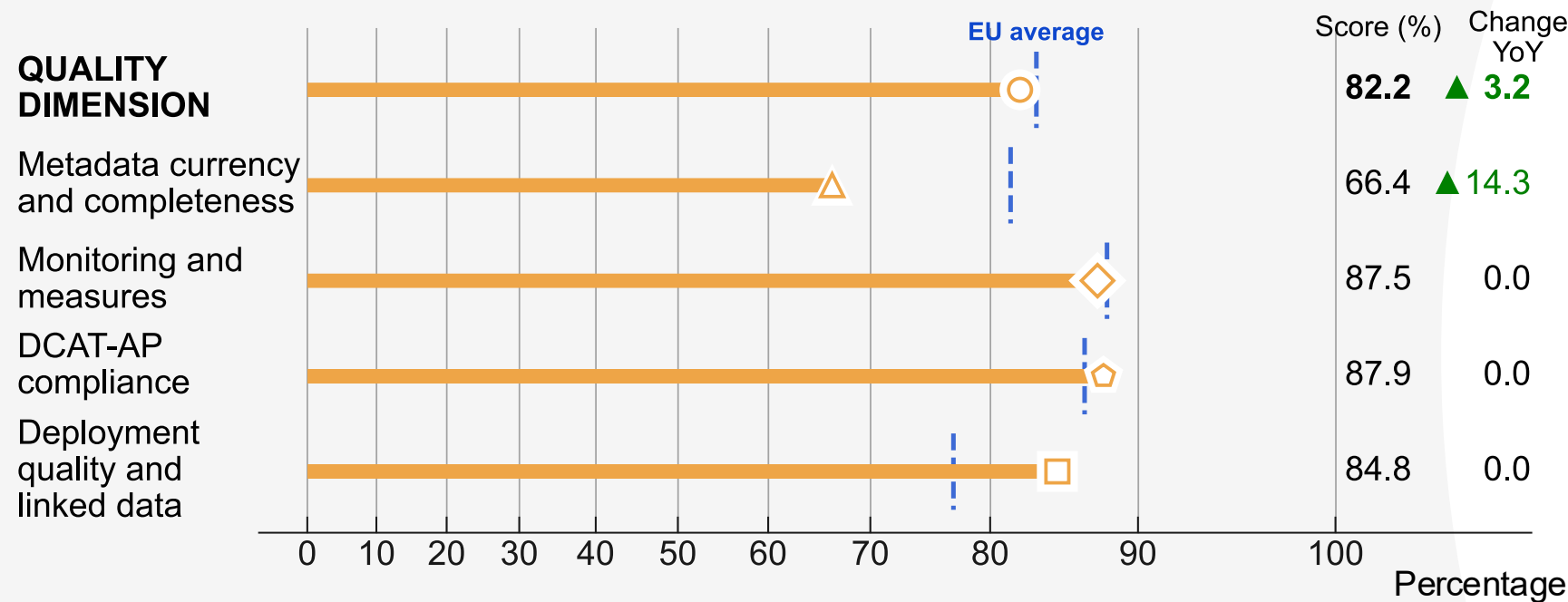


Key questions




- Do you monitor the portal's traffic?  Yes
- To what degree do public sector data providers contribute data to the portal?  Majority
- Does the national portal allow users to see what data exists but cannot be made available as open data?  No

Quality dimension

2025 quality maturity scores of Austria

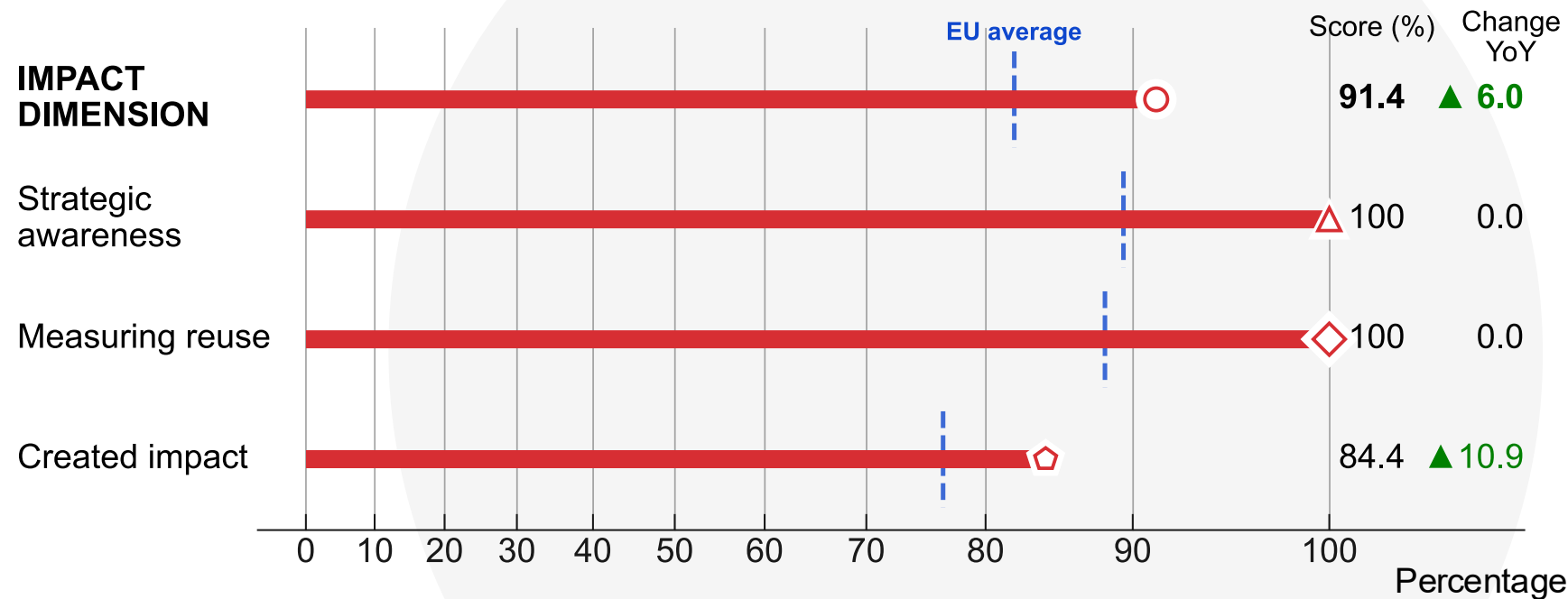


Key questions




- Do you monitor the quality of the metadata available on your portal?  Yes
- Do you set any standards on metadata quality that data providers must abide by?  Yes
- Do you use a model to assess the quality of deployment of data in your country?  Yes

Impact dimension

2025 impact maturity scores of Austria



Key questions

- Do you have a definition of open data reuse in your country?  Yes
- Are there any processes in place to monitor the level of reuse of your country's open data?  Yes
- Do you have a methodology in place to measure the impact of open data?  Yes

Open data maturity

2025 country factsheet

State of play at a glance

Poland reinforced its open data ecosystem through high-level policy engagement, technical upgrades and regional collaboration. A milestone was the international conference 'The Future is Data', held in Łódź under the Polish Presidency of the Council of the European Union. The event gathered 300 participants from across Europe and featured discussions on data spaces, digital regulation and urban data reuse. Notably, cooperation agreements were signed between the Ministry of Digital Affairs and local authorities in Łódź, aiming to deepen mutual understanding of reuse needs and open data's impact on regional governance and citizen services.

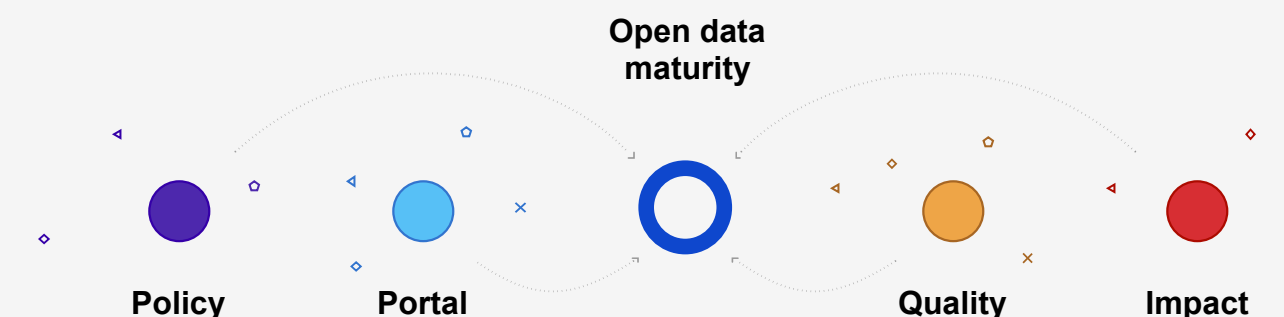
On the policy front, the conference served as a platform to advance the data union strategy and promote best practices in data protection and digital innovation. In preparation for complying with Implementing Regulation (EU) 2023/138 on high-value datasets, Poland began deploying a monitoring system to track compliance across public sector bodies.

The national portal dane.gov.pl was enhanced through integration with the National Electronic Identification Node (login.gov.pl), enabling secure user authentication. Quality improvements were driven by the 'Data 3.0 Exchange Value' project, which supports database modernisation, training and awareness-raising to increase the volume and quality of reusable public sector information.



Explore more open data maturity insights online at:

<https://data.europa.eu/en/open-data-maturity/2025>



Assessment methodology

Open data maturity is measured on four thematic dimensions: policy, portal, quality and impact. Each dimension contributes an equal 25 % towards the overall maturity score.



Policy
Investigates the open data policies and strategies in place in the countries, the national governance models for managing open data and the measures applied to implement those policies and strategies.



Portal
Investigates the functionality of national open data portals, the extent to which users’ needs and behaviour are examined to improve the portal, the availability of open data across different domains and the approach to ensuring the portal’s sustainability.

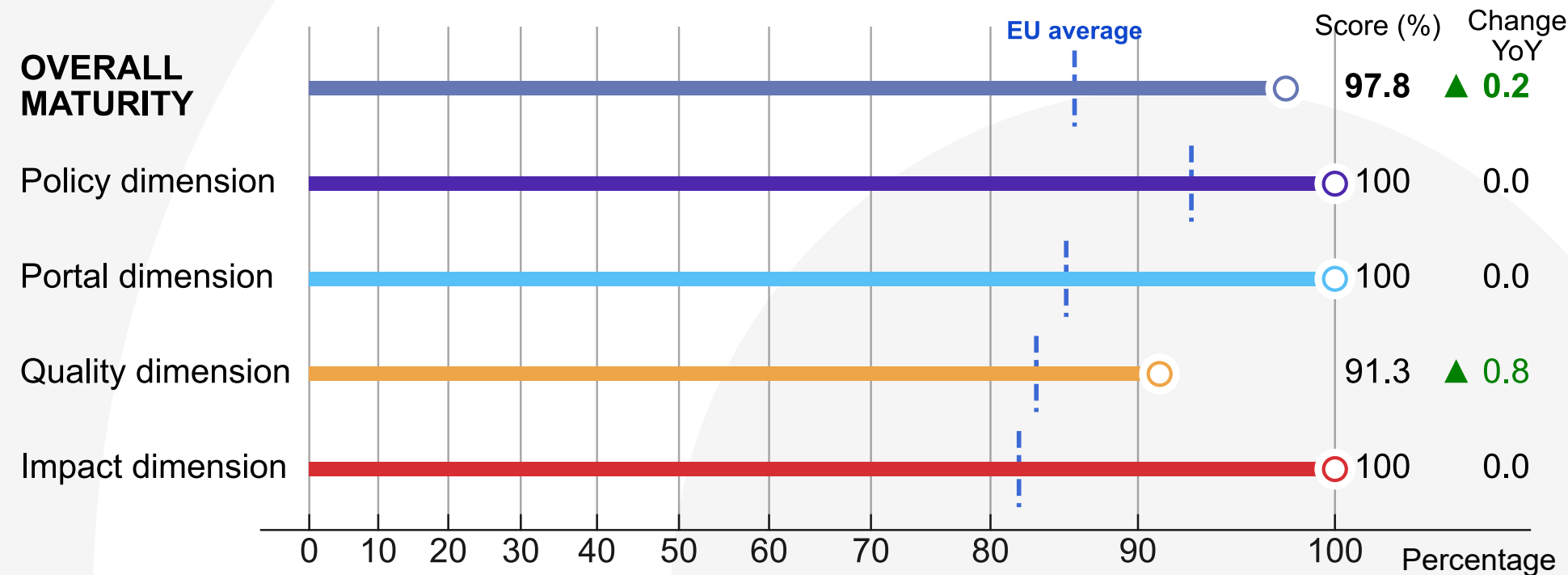


Quality
Investigates the measures adopted by portal managers to ensure the systematic harvesting of metadata, the monitoring of metadata quality and compliance with the DCAT-AP metadata standard and the quality of the deployment of the published data on the national portal.

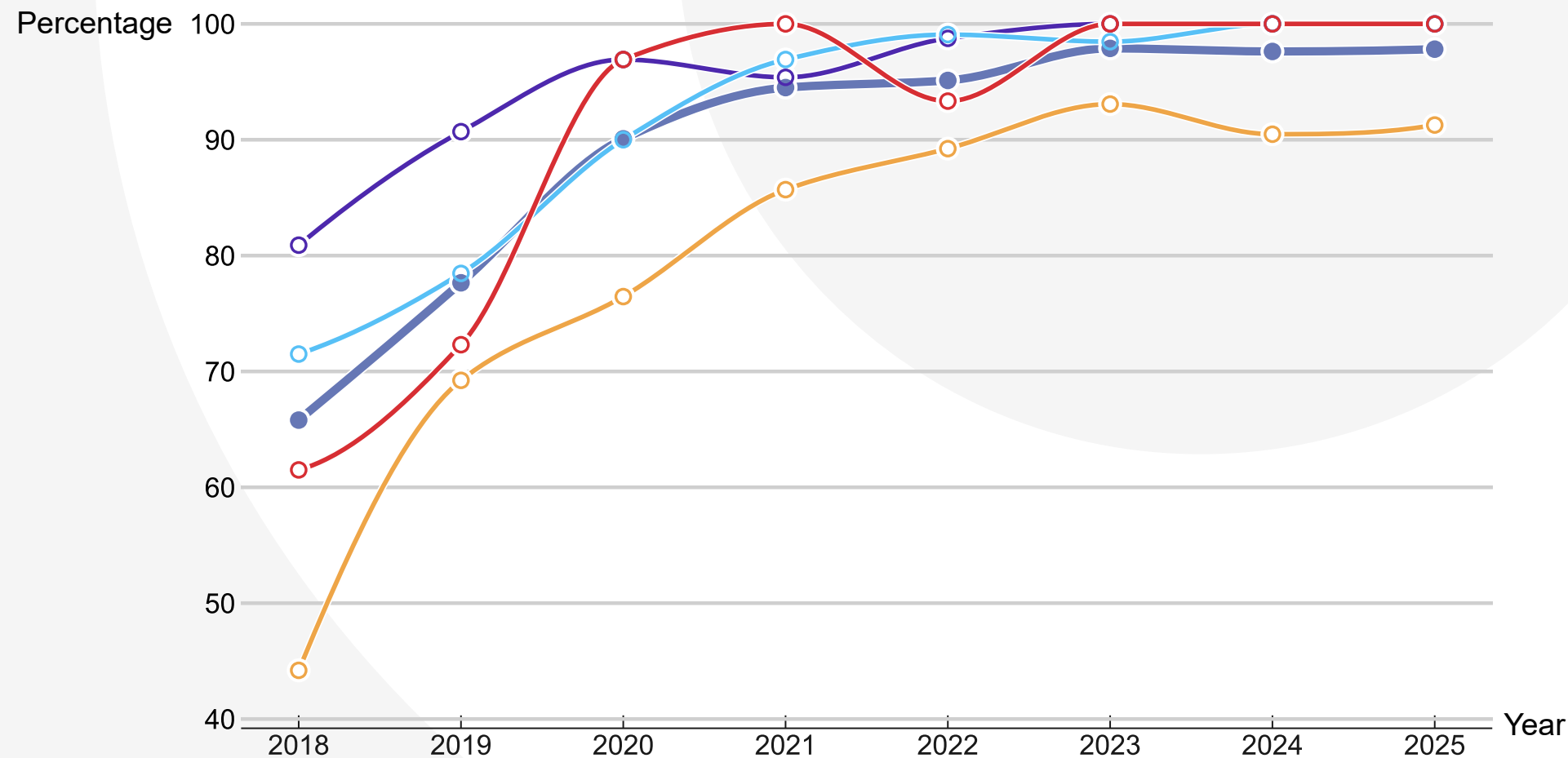


Impact
Investigates how well countries define and measure data reuse, the steps taken to assess reuse and user needs and the presence of reuse examples in the domains of government, society, the environment and the economy.

2025 maturity scores of Poland

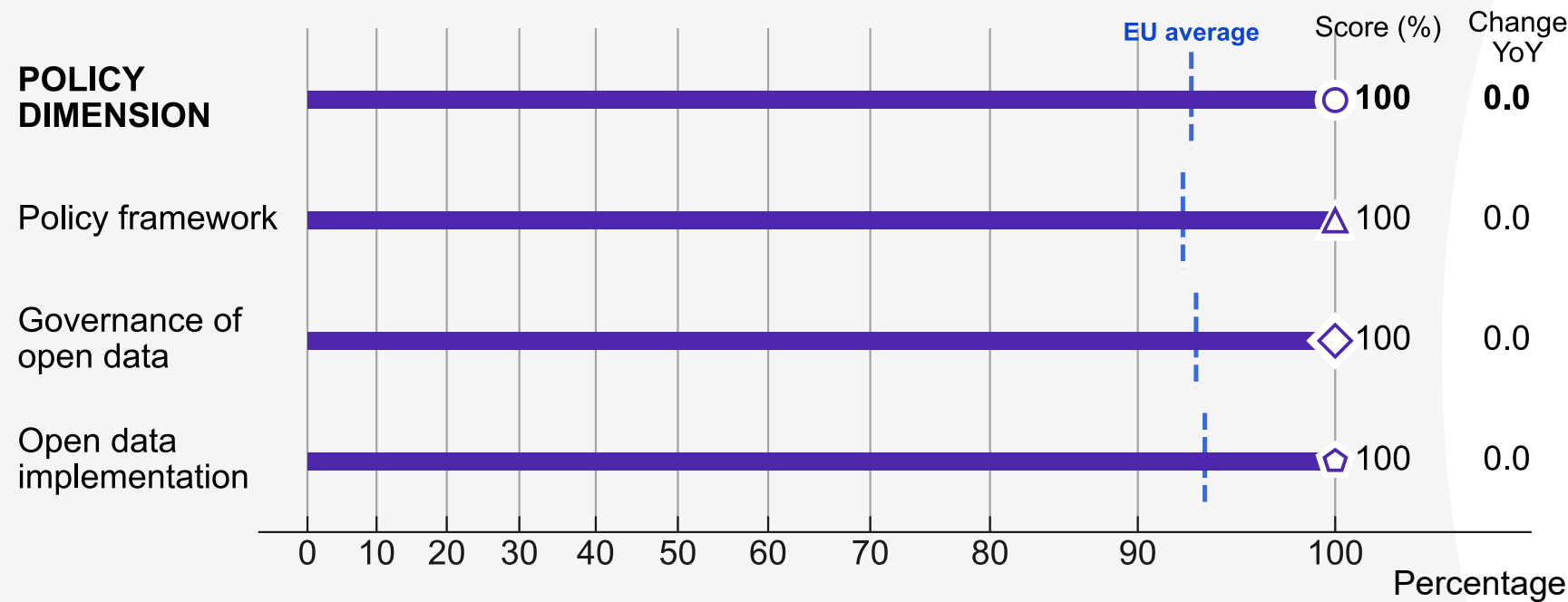


Maturity scores of Poland over time



Policy dimension

2025 policy maturity scores of Poland

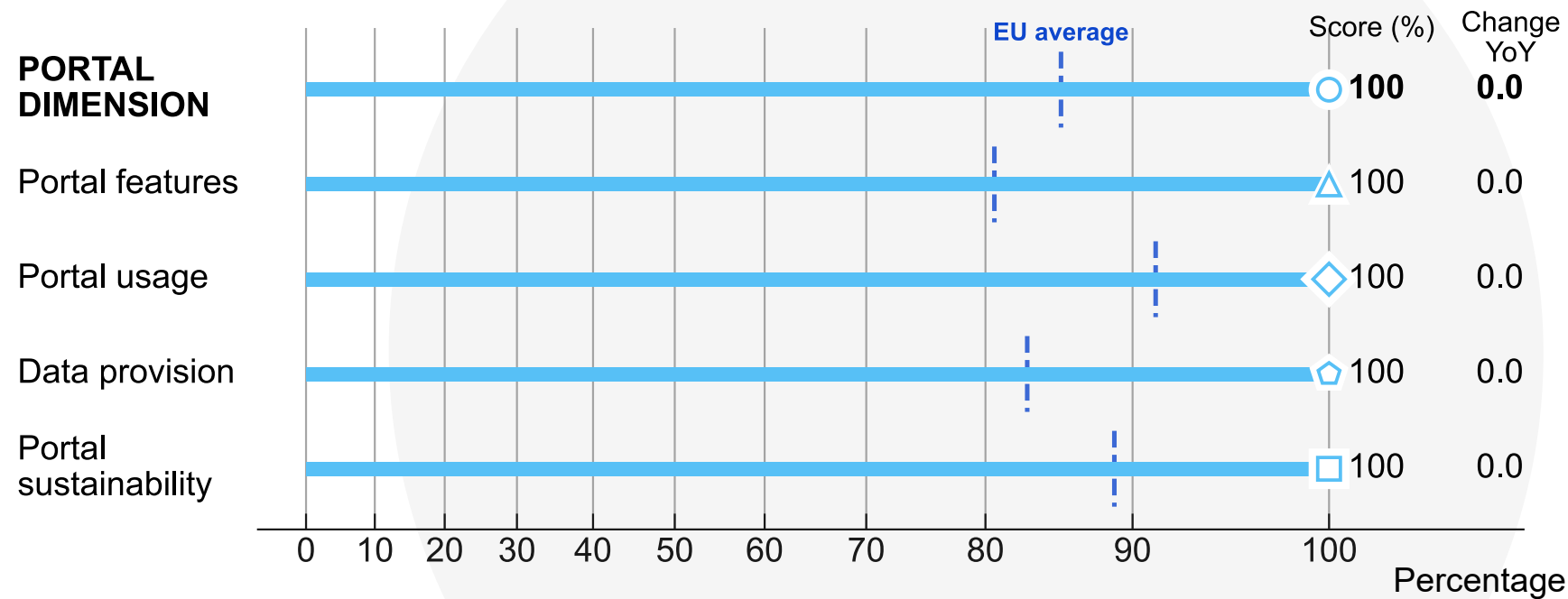


Key questions

- Does the national open data policy/strategy include an action plan? ✓ Yes
- To what degree do local/regional public bodies conduct open data initiatives? ✓ All
- Are there processes to ensure that the open data policies/strategy are implemented? ✓ Yes

Portal dimension

2025 portal maturity scores of Poland

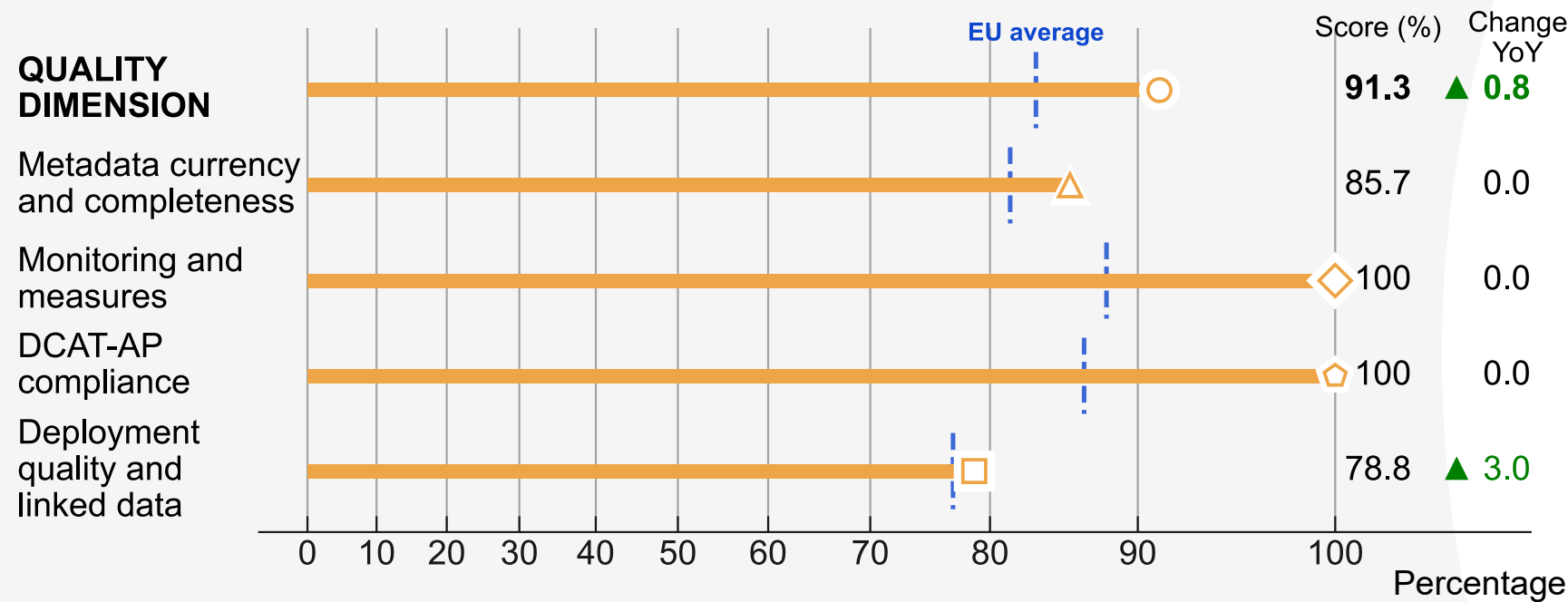


Key questions

- Do you monitor the portal's traffic? ✓ Yes
- To what degree do public sector data providers contribute data to the portal? ✓ All
- Does the national portal allow users to see what data exists but cannot be made available as open data? ✓ Yes

Quality dimension

2025 quality maturity scores of Poland

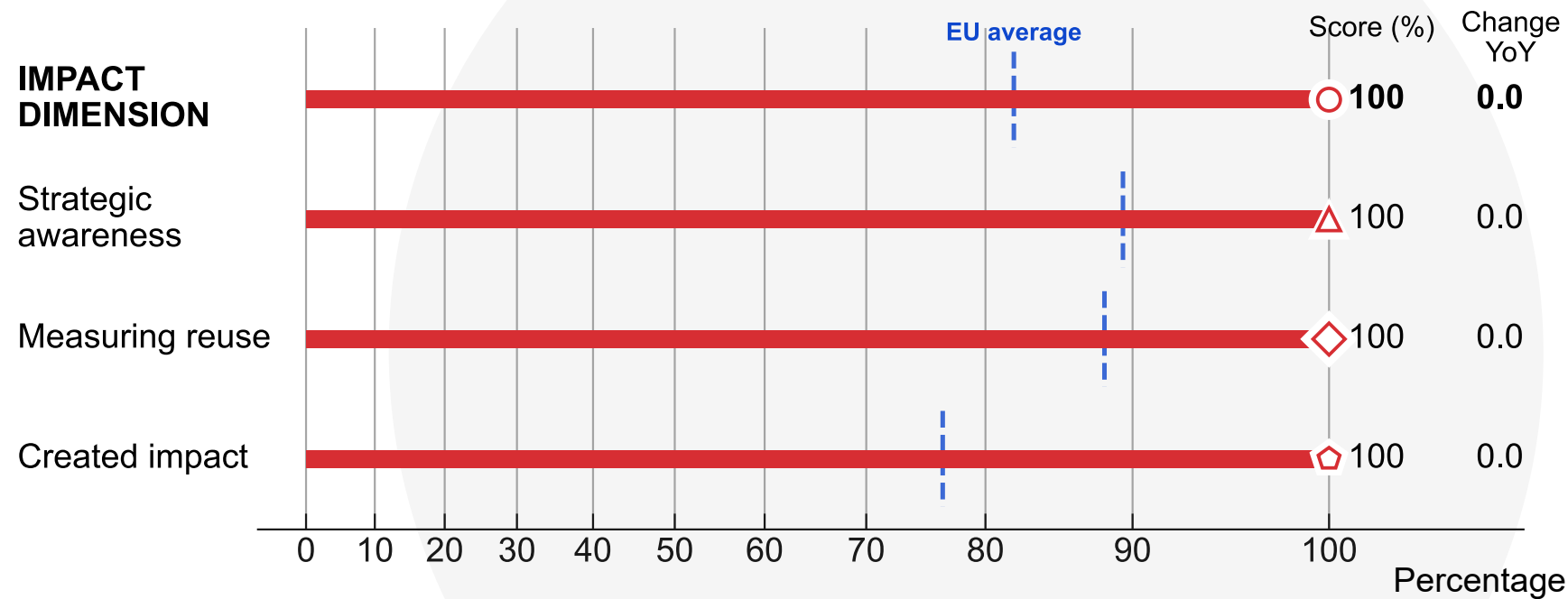


Key questions

- Do you monitor the quality of the metadata available on your portal? ☒ Yes
- Do you set any standards on metadata quality that data providers must abide by? ☒ Yes
- Do you use a model to assess the quality of deployment of data in your country? ☒ Yes

Impact dimension

2025 impact maturity scores of Poland



Key questions

- Do you have a definition of open data reuse in your country? ☒ Yes
- Are there any processes in place to monitor the level of reuse of your country's open data? ☒ Yes
- Do you have a methodology in place to measure the impact of open data? ☒ Yes

Open data maturity

2025 country factsheet

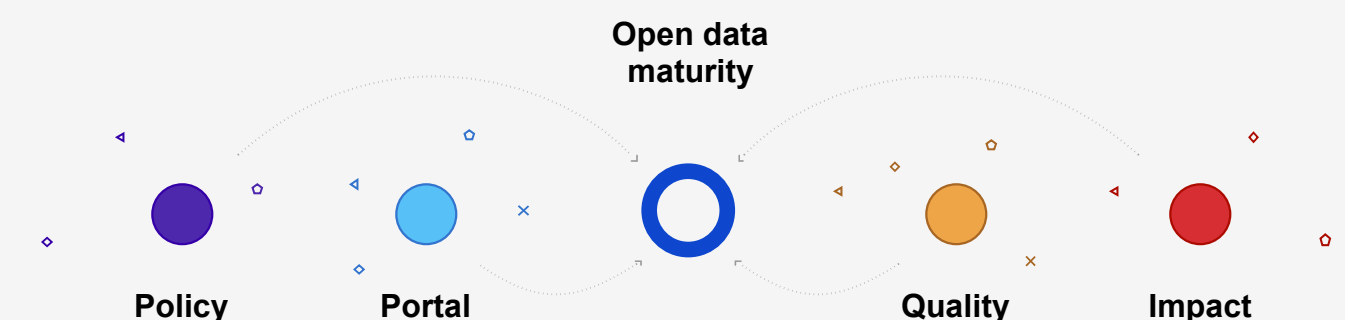
State of play at a glance

Portugal continued to advance its digital governance framework through the implementation of the National Digital Strategy, which promotes inclusive, sustainable and ethical digital transformation. Aligned with the EU's Digital Decade 2030 programme, the strategy aims to simplify interactions between citizens, businesses and the state, all while safeguarding fundamental rights and ensuring universal access to digital technologies.



Explore more open data maturity insights online at:

<https://data.europa.eu/en/open-data-maturity/2025>



Assessment methodology

Open data maturity is measured on four thematic dimensions: policy, portal, quality and impact. Each dimension contributes an equal 25 % towards the overall maturity score.



Policy
Investigates the open data policies and strategies in place in the countries, the national governance models for managing open data and the measures applied to implement those policies and strategies.



Portal
Investigates the functionality of national open data portals, the extent to which users’ needs and behaviour are examined to improve the portal, the availability of open data across different domains and the approach to ensuring the portal’s sustainability.

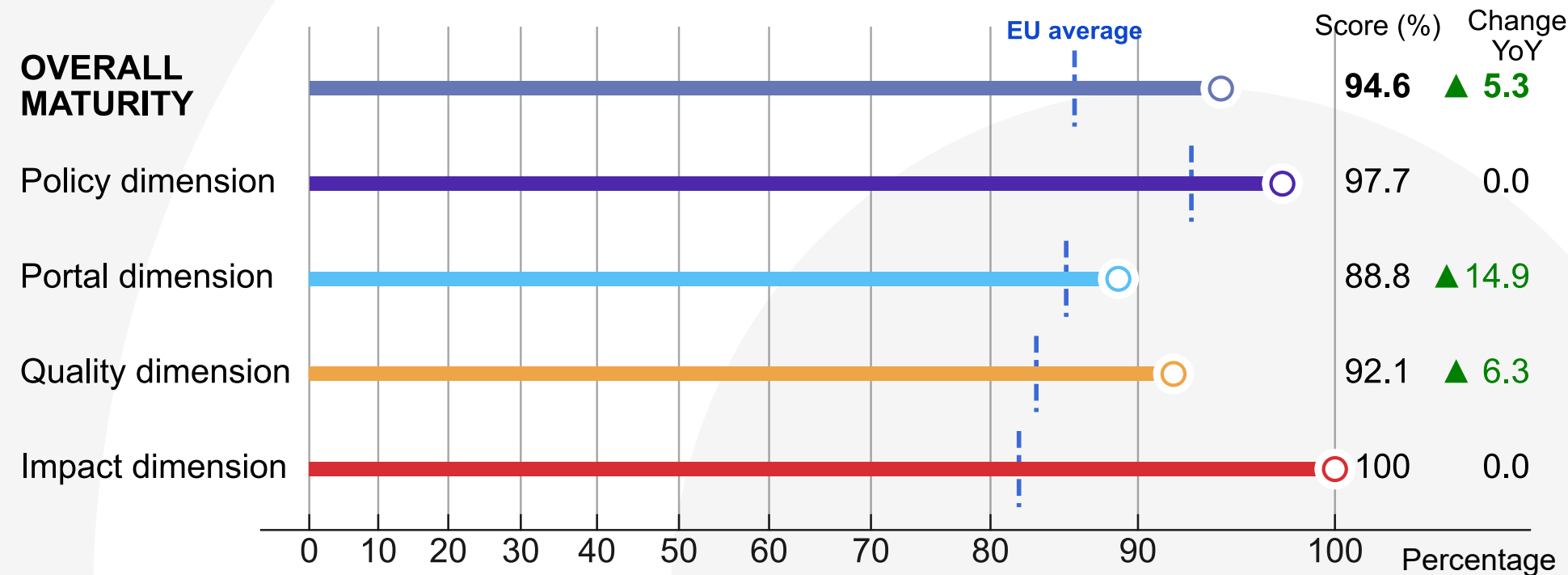


Quality
Investigates the measures adopted by portal managers to ensure the systematic harvesting of metadata, the monitoring of metadata quality and compliance with the DCAT-AP metadata standard and the quality of the deployment of the published data on the national portal.

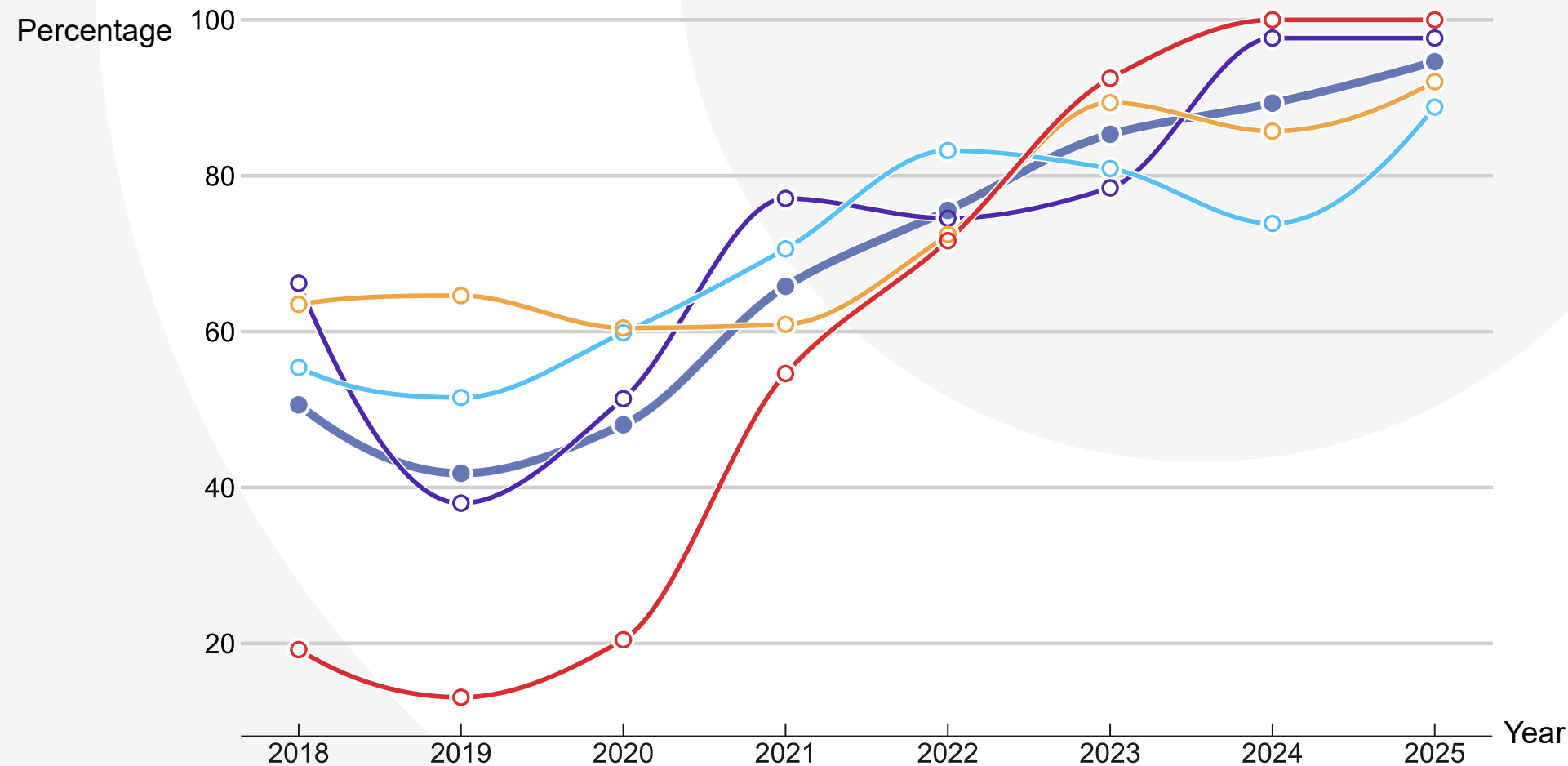


Impact
Investigates how well countries define and measure data reuse, the steps taken to assess reuse and user needs and the presence of reuse examples in the domains of government, society, the environment and the economy.

2025 maturity scores of Portugal

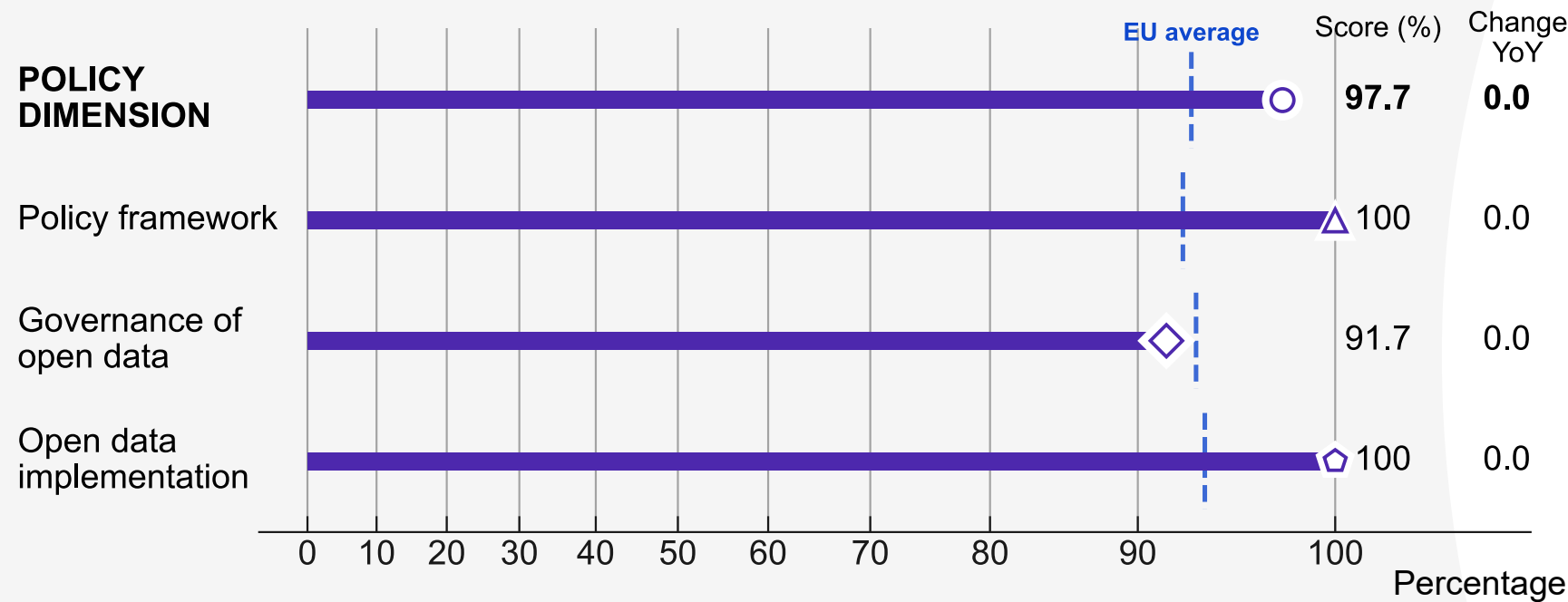


Maturity scores of Portugal over time



Policy dimension

2025 policy maturity scores of Portugal

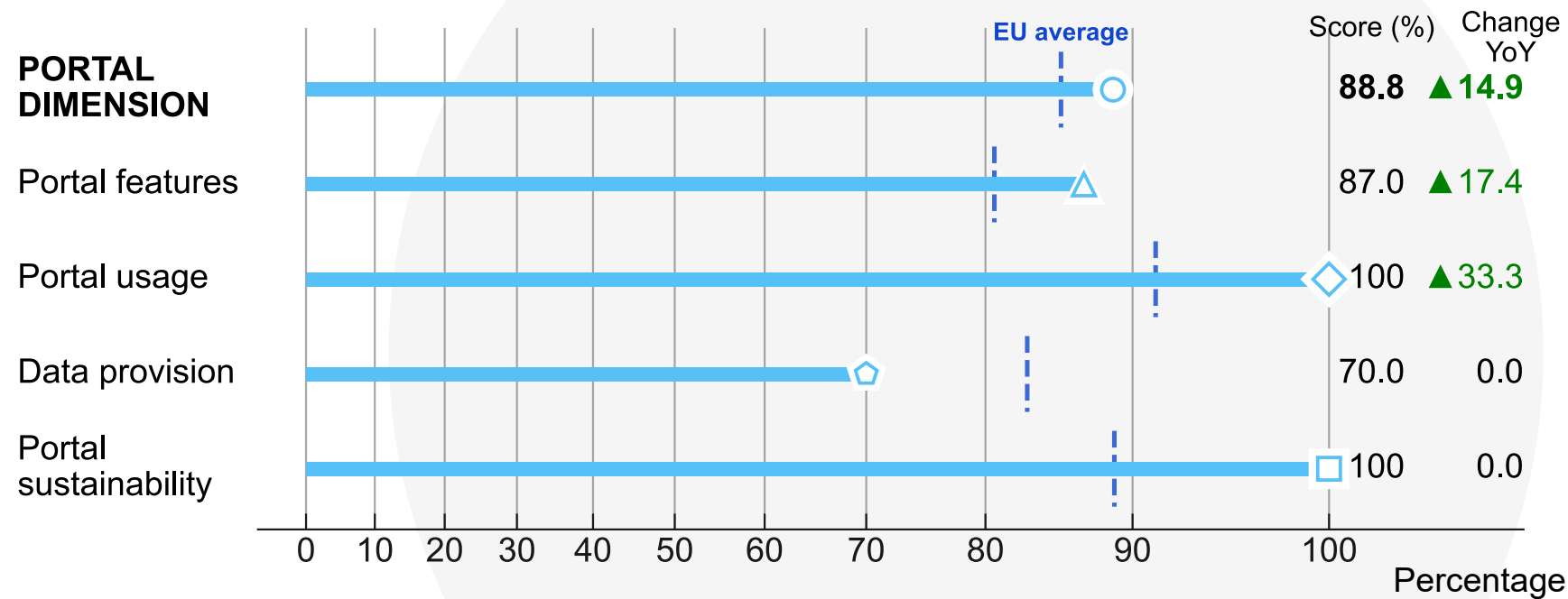


Key questions

- Does the national open data policy/strategy include an action plan? Yes
- To what degree do local/regional public bodies conduct open data initiatives? Few
- Are there processes to ensure that the open data policies/strategy are implemented? Yes

Portal dimension

2025 portal maturity scores of Portugal

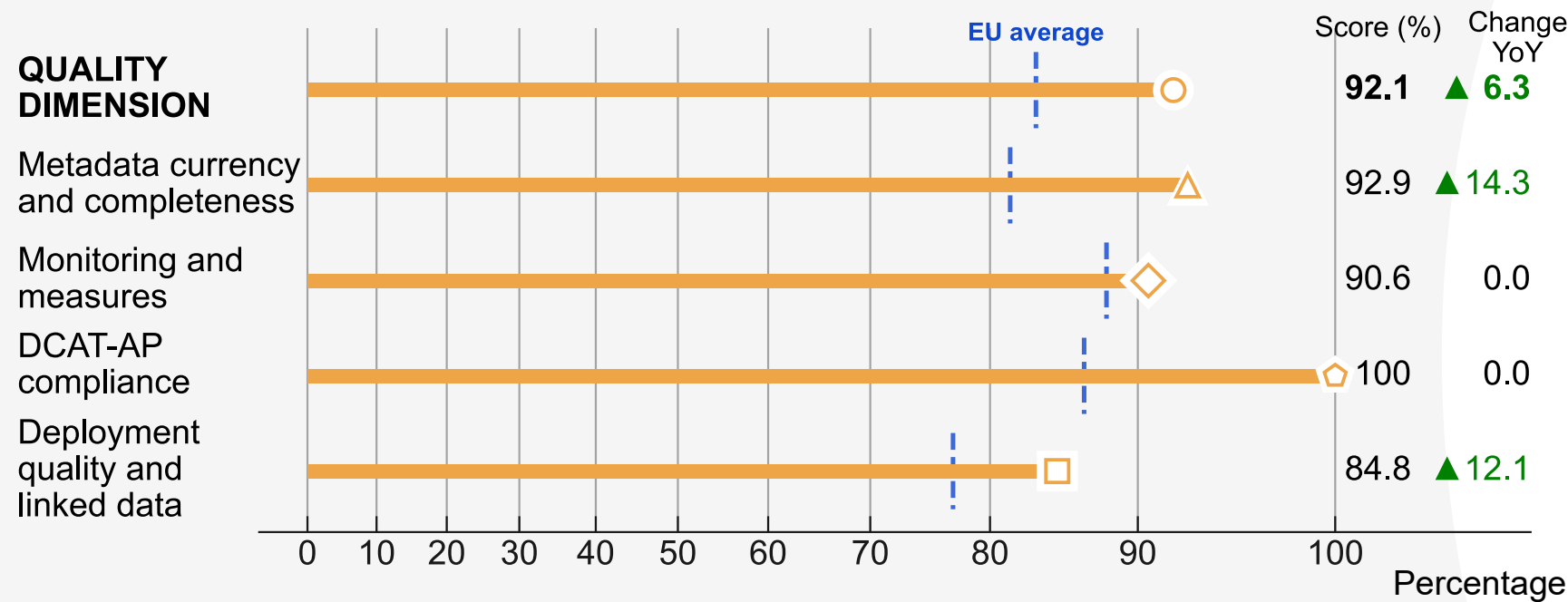


Key questions




- Do you monitor the portal's traffic? Yes
- To what degree do public sector data providers contribute data to the portal? Few
- Does the national portal allow users to see what data exists but cannot be made available as open data? No

Quality dimension

2025 quality maturity scores of Portugal

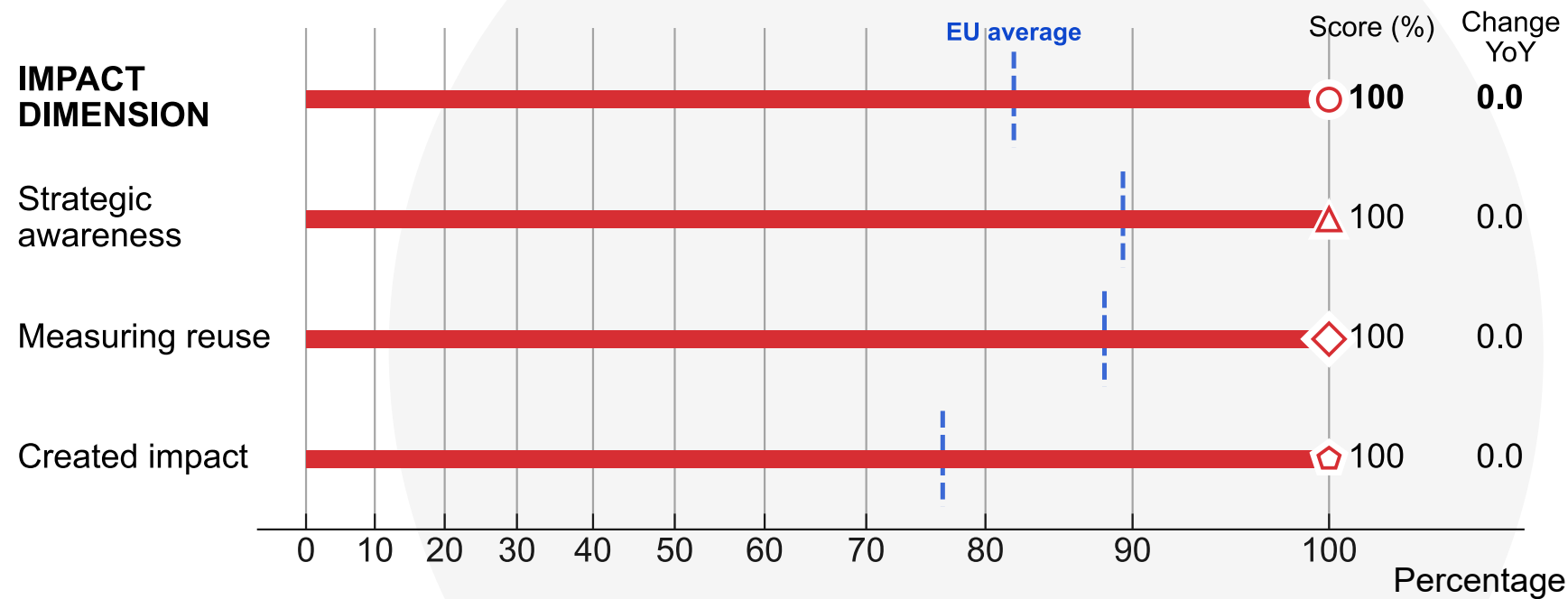


Key questions




- Do you monitor the quality of the metadata available on your portal?  Yes
- Do you set any standards on metadata quality that data providers must abide by?  Yes
- Do you use a model to assess the quality of deployment of data in your country?  Yes

Impact dimension

2025 impact maturity scores of Portugal



Key questions

- Do you have a definition of open data reuse in your country?  Yes
- Are there any processes in place to monitor the level of reuse of your country's open data?  Yes
- Do you have a methodology in place to measure the impact of open data?  Yes

Open data maturity

2025 country factsheet

State of play at a glance

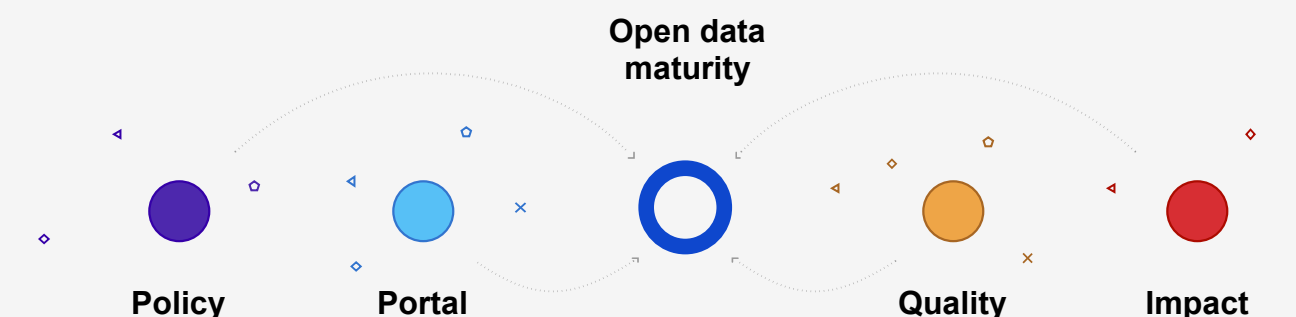
Romania adopted its National Open Data Strategy and Action Plan for 2024–2028, outlining five key objectives: strengthening governance, animating the open data ecosystem, publishing high-value datasets with quality assurance, encouraging reuse and enhancing coordination at the central government level.

Efforts to improve data quality focused on training public servants and open data stewards, with updated guidelines released to support better understanding of metadata standards and publication practices. Ecosystem engagement intensified through local-level meetings and information sessions, expanding the network of data providers and potential reusers.



Explore more open data maturity insights online at:

<https://data.europa.eu/en/open-data-maturity/2025>



Assessment methodology

Open data maturity is measured on four thematic dimensions: policy, portal, quality and impact. Each dimension contributes an equal 25 % towards the overall maturity score.



Policy
Investigates the open data policies and strategies in place in the countries, the national governance models for managing open data and the measures applied to implement those policies and strategies.



Portal
Investigates the functionality of national open data portals, the extent to which users’ needs and behaviour are examined to improve the portal, the availability of open data across different domains and the approach to ensuring the portal’s sustainability.

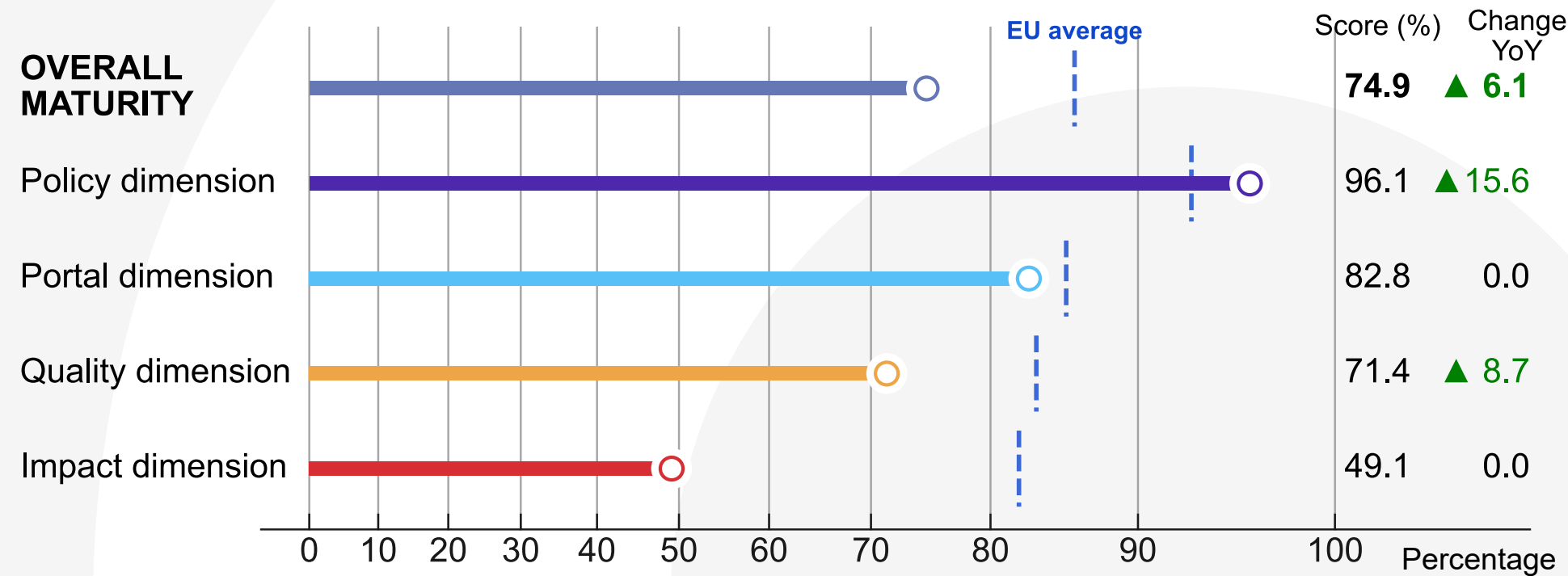


Quality
Investigates the measures adopted by portal managers to ensure the systematic harvesting of metadata, the monitoring of metadata quality and compliance with the DCAT-AP metadata standard and the quality of the deployment of the published data on the national portal.

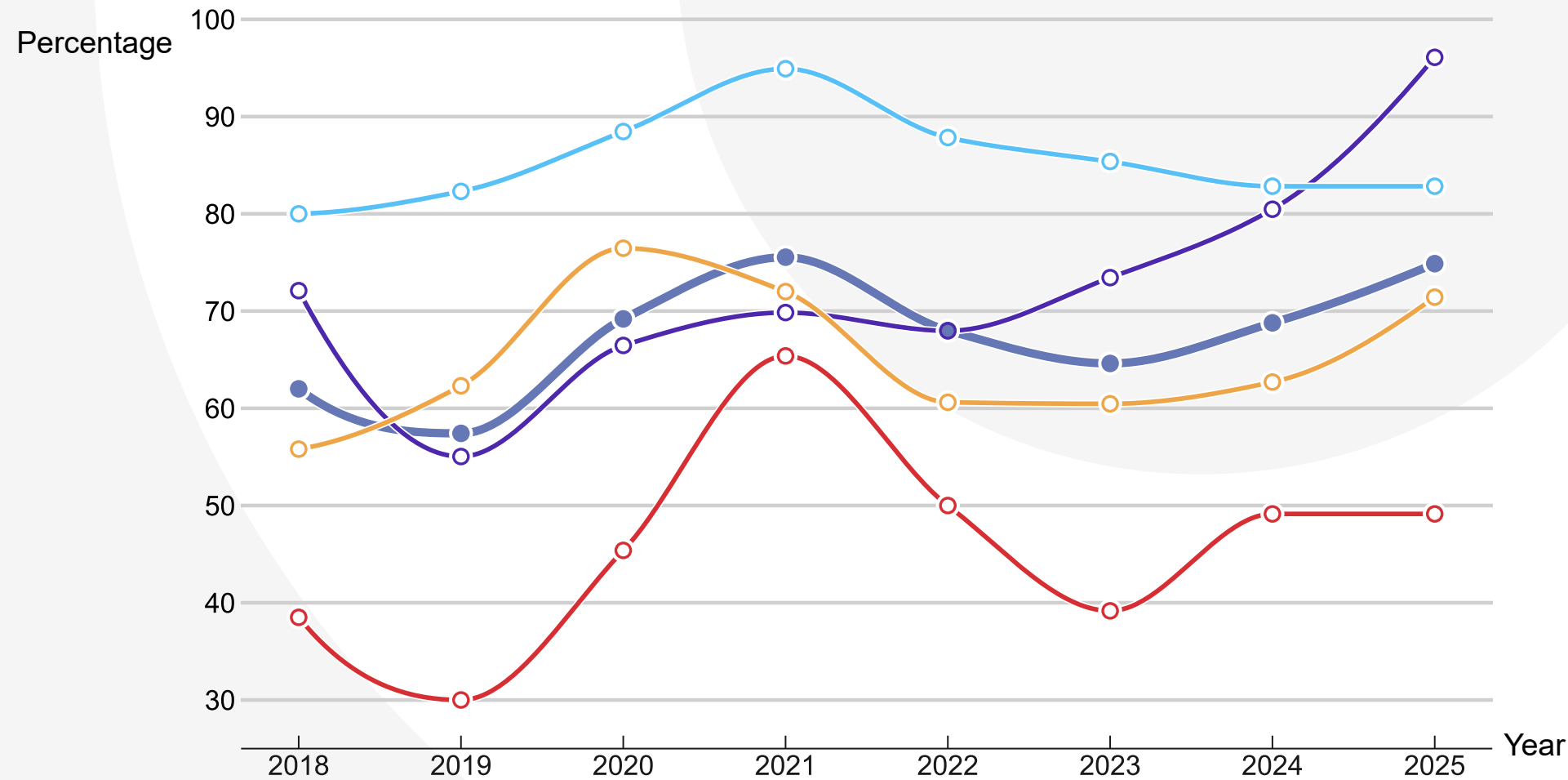


Impact
Investigates how well countries define and measure data reuse, the steps taken to assess reuse and user needs and the presence of reuse examples in the domains of government, society, the environment and the economy.

2025 maturity scores of Romania

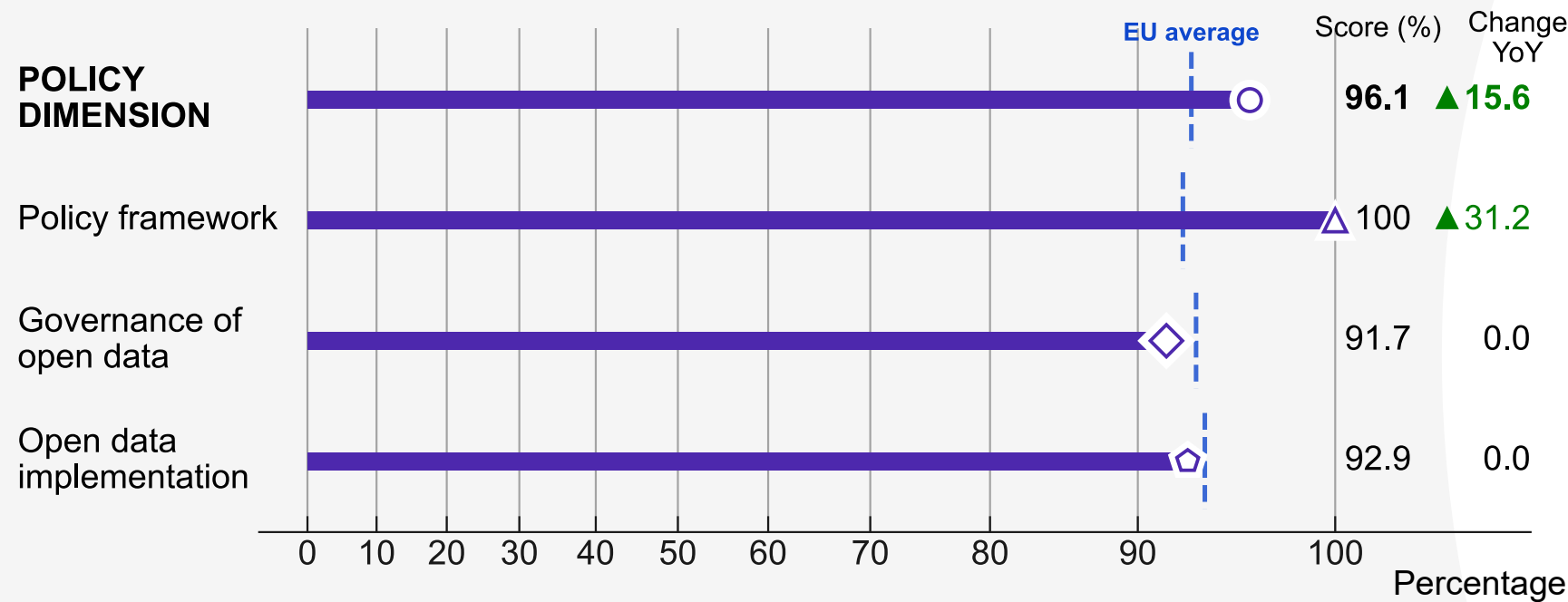


Maturity scores of Romania over time






Policy dimension

2025 policy maturity scores of Romania

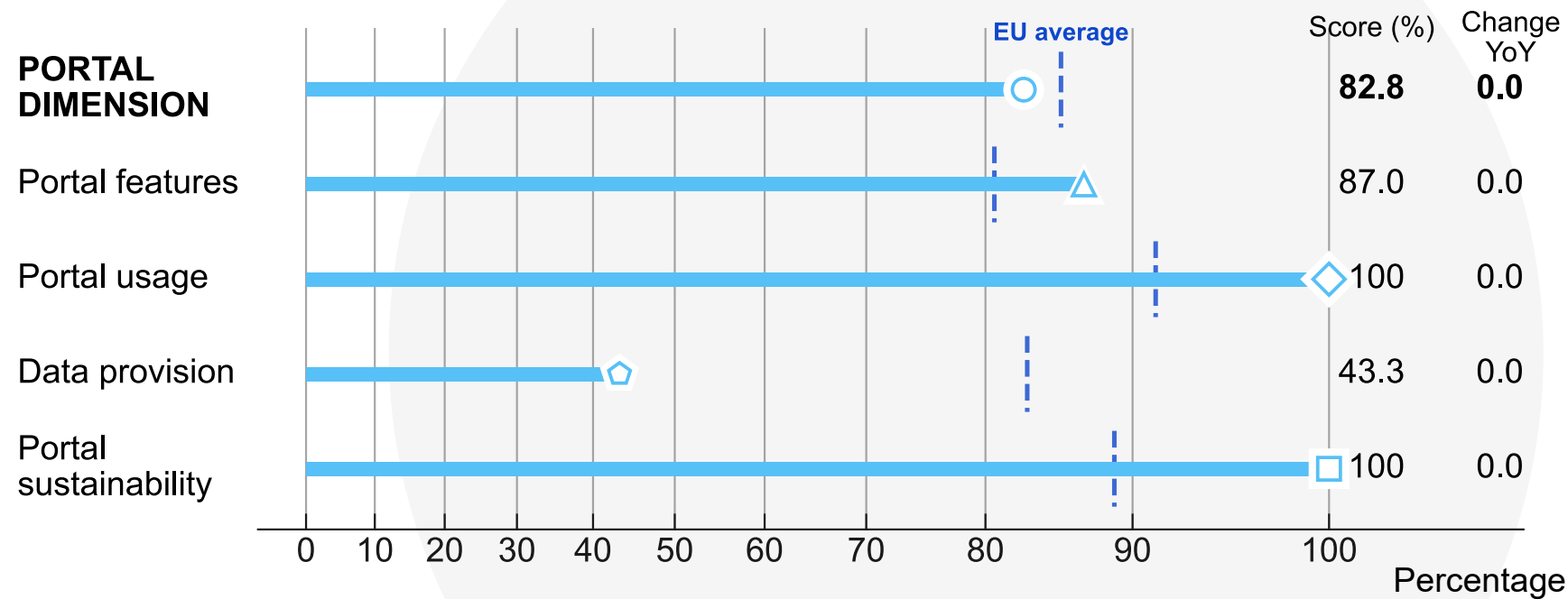


Key questions




- Does the national open data policy/strategy include an action plan?  Yes
- To what degree do local/regional public bodies conduct open data initiatives?  Few
- Are there processes to ensure that the open data policies/strategy are implemented?  Yes

Portal dimension

2025 portal maturity scores of Romania

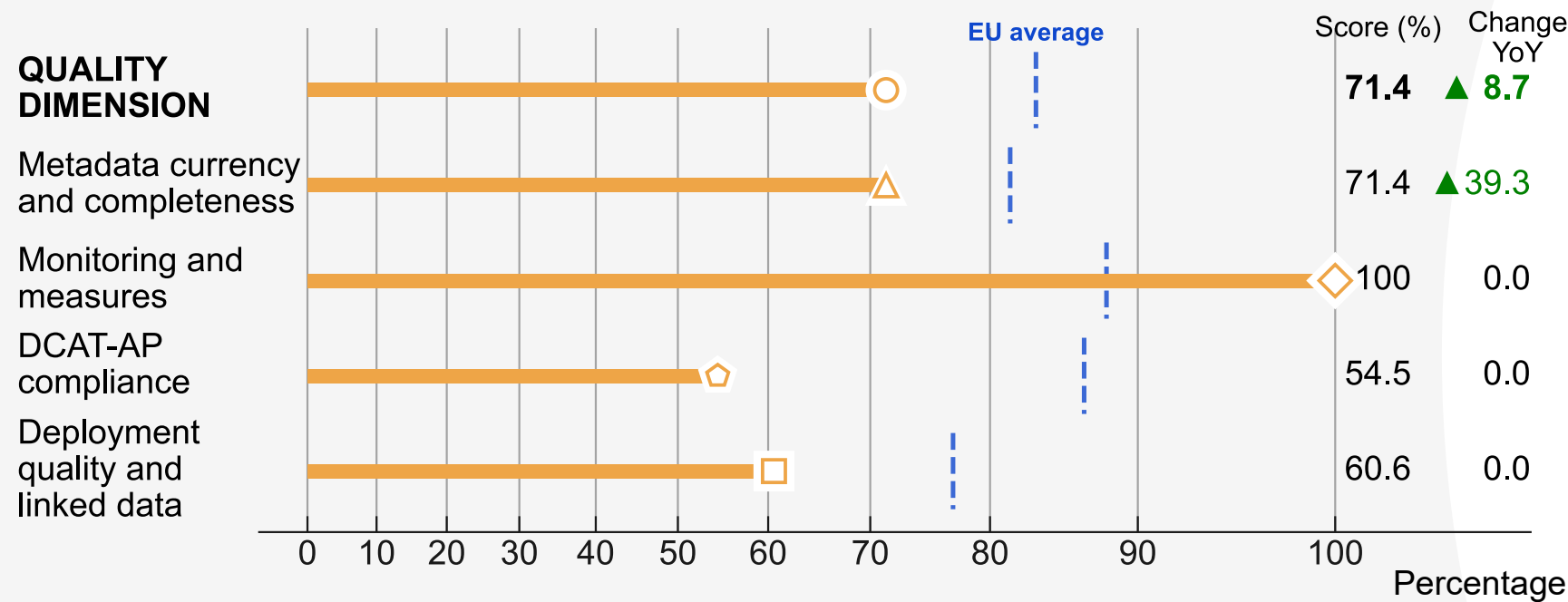


Key questions




- Do you monitor the portal's traffic?  Yes
- To what degree do public sector data providers contribute data to the portal?  Majority
- Does the national portal allow users to see what data exists but cannot be made available as open data?  No

Quality dimension

2025 quality maturity scores of Romania

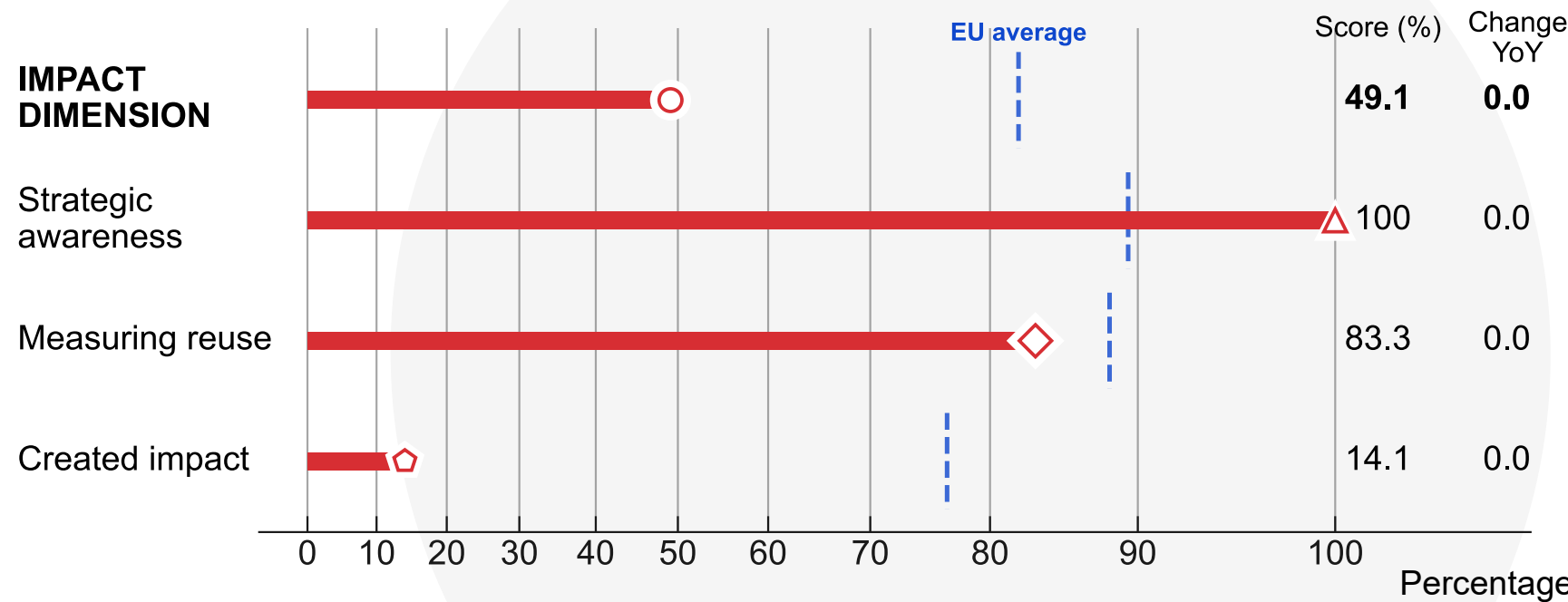


Key questions




- Do you monitor the quality of the metadata available on your portal?  Yes
- Do you set any standards on metadata quality that data providers must abide by?  Yes
- Do you use a model to assess the quality of deployment of data in your country?  Yes

Impact dimension

2025 impact maturity scores of Romania



Key questions

- Do you have a definition of open data reuse in your country?  Yes
- Are there any processes in place to monitor the level of reuse of your country's open data?  Yes
- Do you have a methodology in place to measure the impact of open data?  Yes

Open data maturity

2025 country factsheet

State of play at a glance

Slovenia advanced its open data ecosystem through targeted research, portal upgrades and cross-sector engagement. Three national research projects were launched to strengthen the strategic, technical and economic foundations of open data: (1) a methodology for assessing data quality on the OPSI portal, (2) a maturity model and web solution to promote reuse in the Slovenian economy, and (3) a normative and organisational analysis of the open data domain.

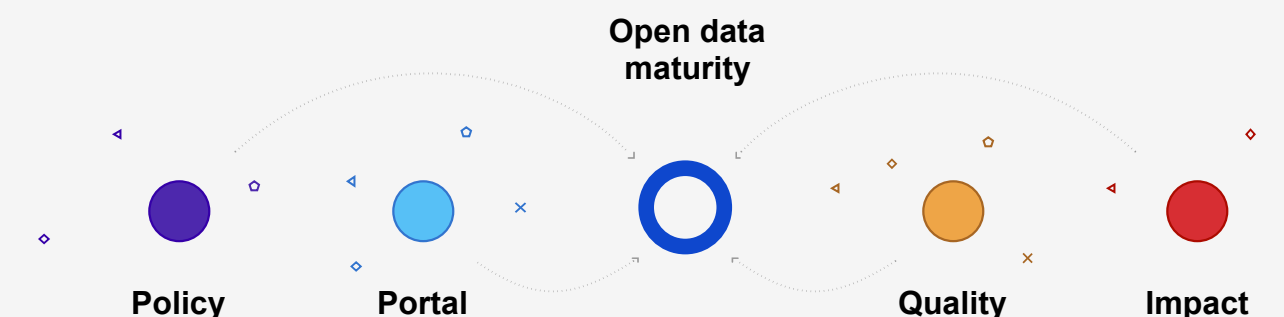
The OPSI portal underwent significant technical upgrades, including migration to Bootstrap 5, enhanced security (XSS and Checkmarx fixes), support for protected data under the Data Governance Act (Regulation (EU) 2022/868), improved harvesting and API functionality and accessibility enhancements. Editor workflows were streamlined with CKEditor upgrades and email notifications.

Slovenia also hosted several events to foster dialogue and innovation, including conferences on open data and AI, privacy and the 'All Slovenian Hackathon' in early 2025.



Explore more open data maturity insights online at:

<https://data.europa.eu/en/open-data-maturity/2025>



Assessment methodology

Open data maturity is measured on four thematic dimensions: policy, portal, quality and impact. Each dimension contributes an equal 25 % towards the overall maturity score.



Policy
Investigates the open data policies and strategies in place in the countries, the national governance models for managing open data and the measures applied to implement those policies and strategies.



Portal
Investigates the functionality of national open data portals, the extent to which users' needs and behaviour are examined to improve the portal, the availability of open data across different domains and the approach to ensuring the portal's sustainability.

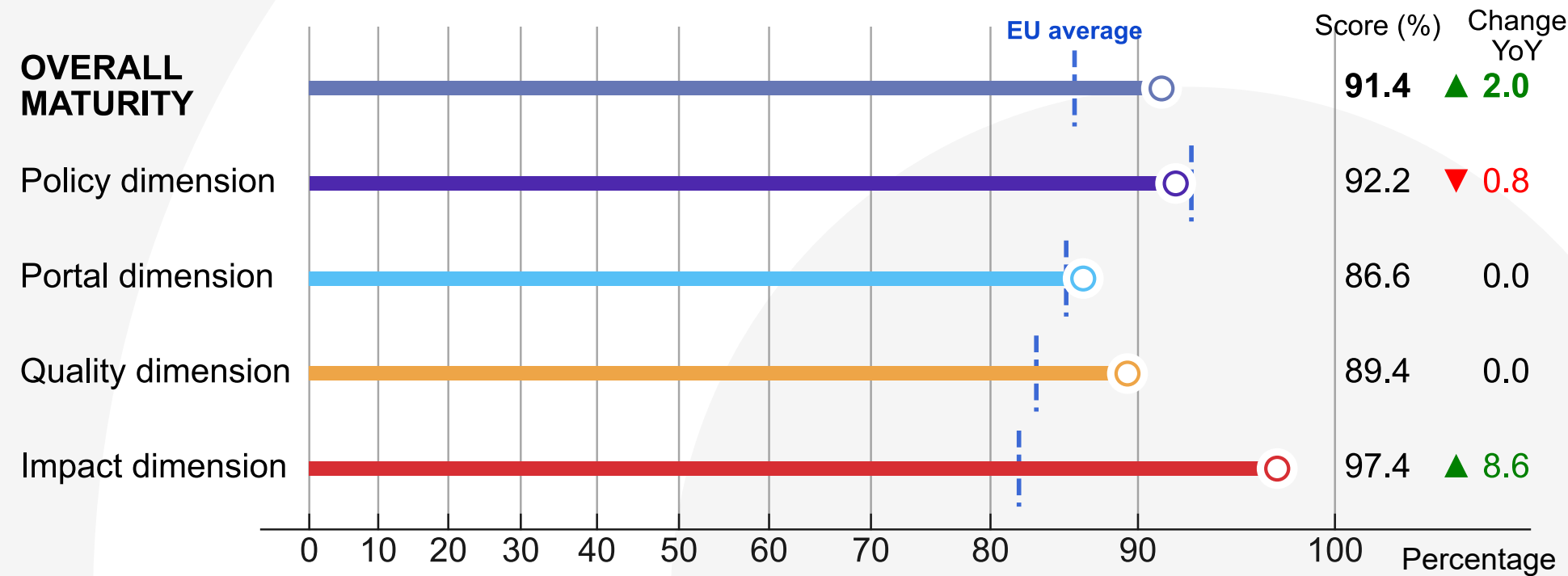


Quality
Investigates the measures adopted by portal managers to ensure the systematic harvesting of metadata, the monitoring of metadata quality and compliance with the DCAT-AP metadata standard and the quality of the deployment of the published data on the national portal.

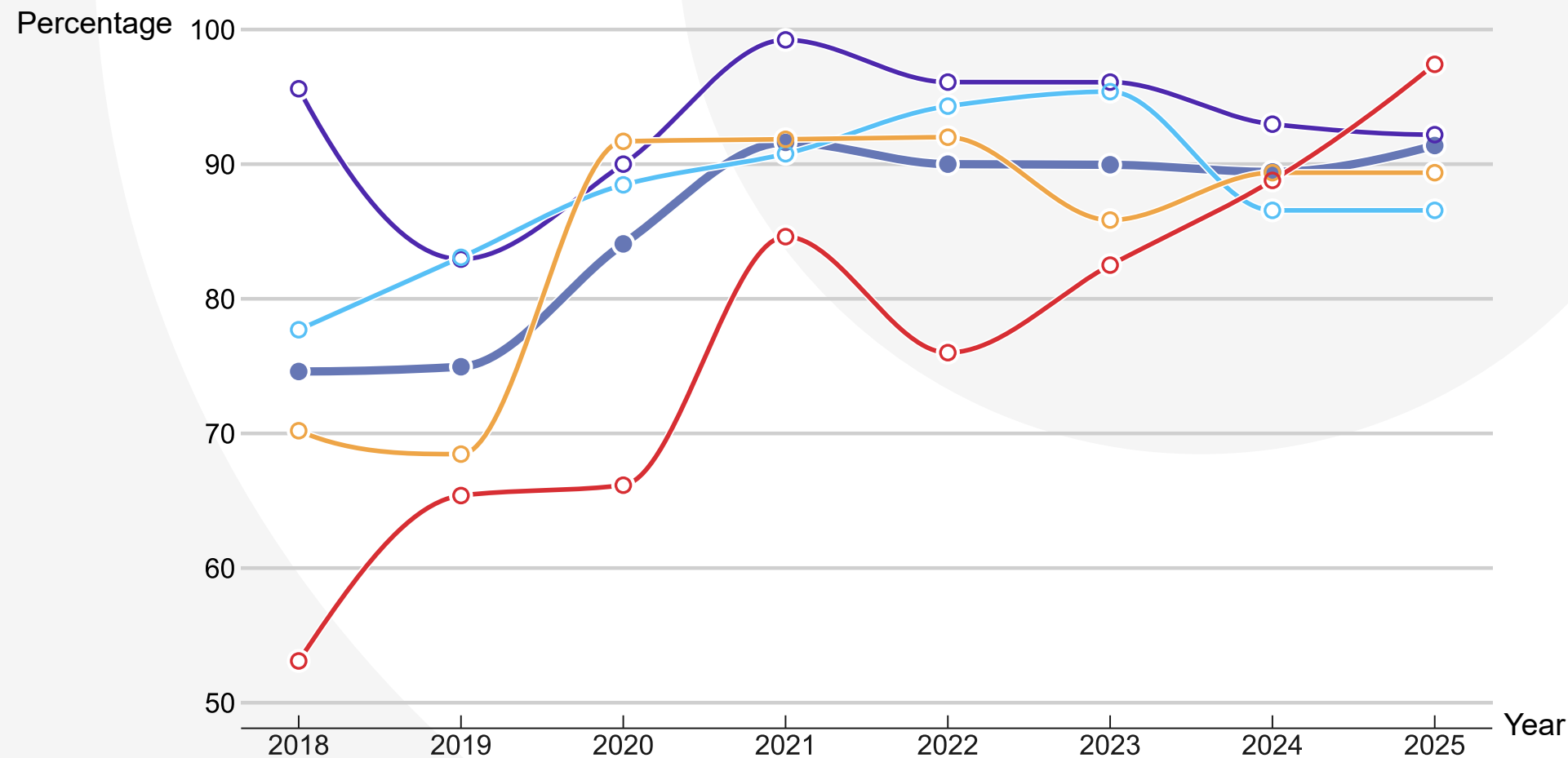


Impact
Investigates how well countries define and measure data reuse, the steps taken to assess reuse and user needs and the presence of reuse examples in the domains of government, society, the environment and the economy.

2025 maturity scores of Slovenia

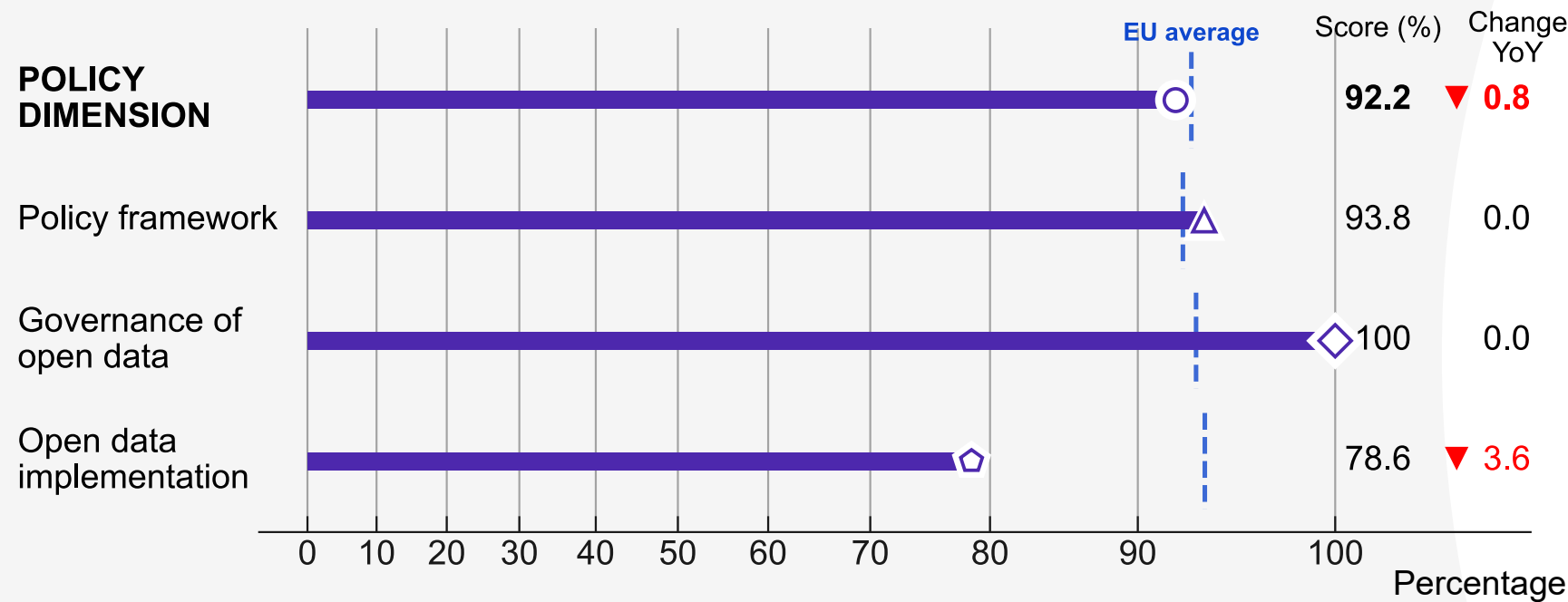


Maturity scores of Slovenia over time






Policy dimension

2025 policy maturity scores of Slovenia

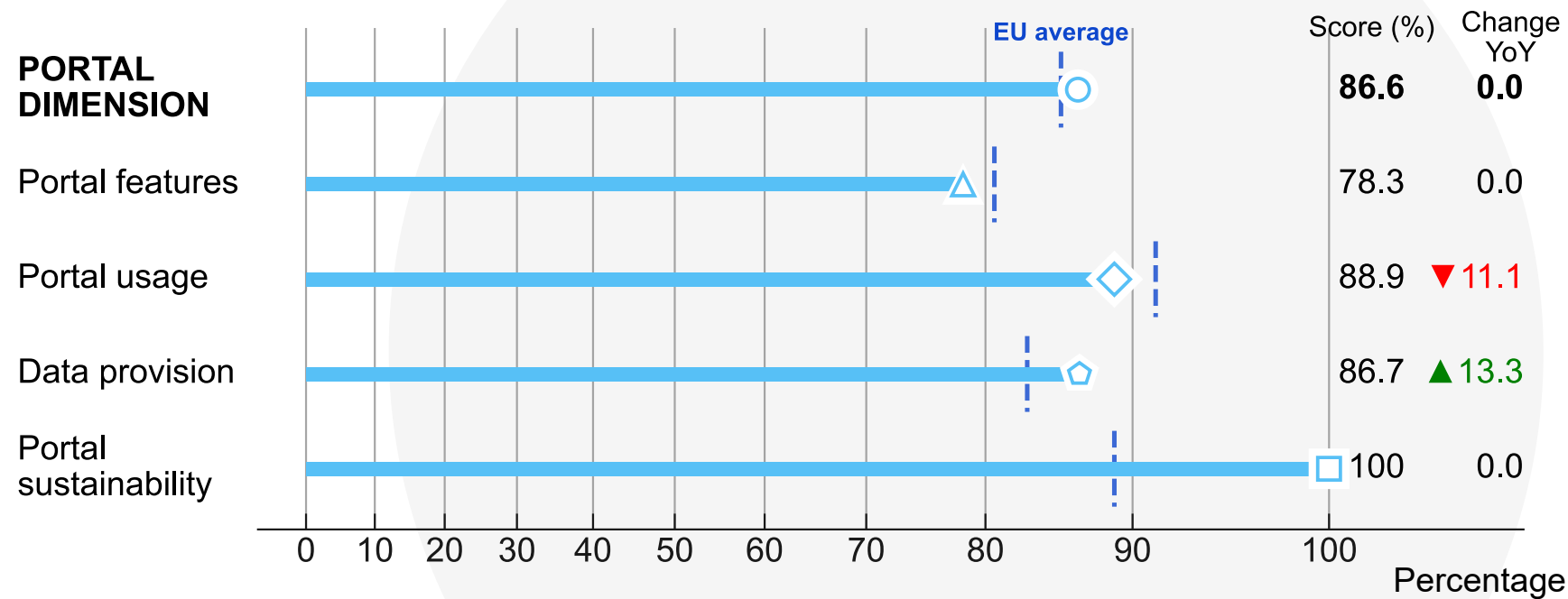


Key questions




- Does the national open data policy/strategy include an action plan?  Yes
- To what degree do local/regional public bodies conduct open data initiatives?  All
- Are there processes to ensure that the open data policies/strategy are implemented?  Yes

Portal dimension

2025 portal maturity scores of Slovenia

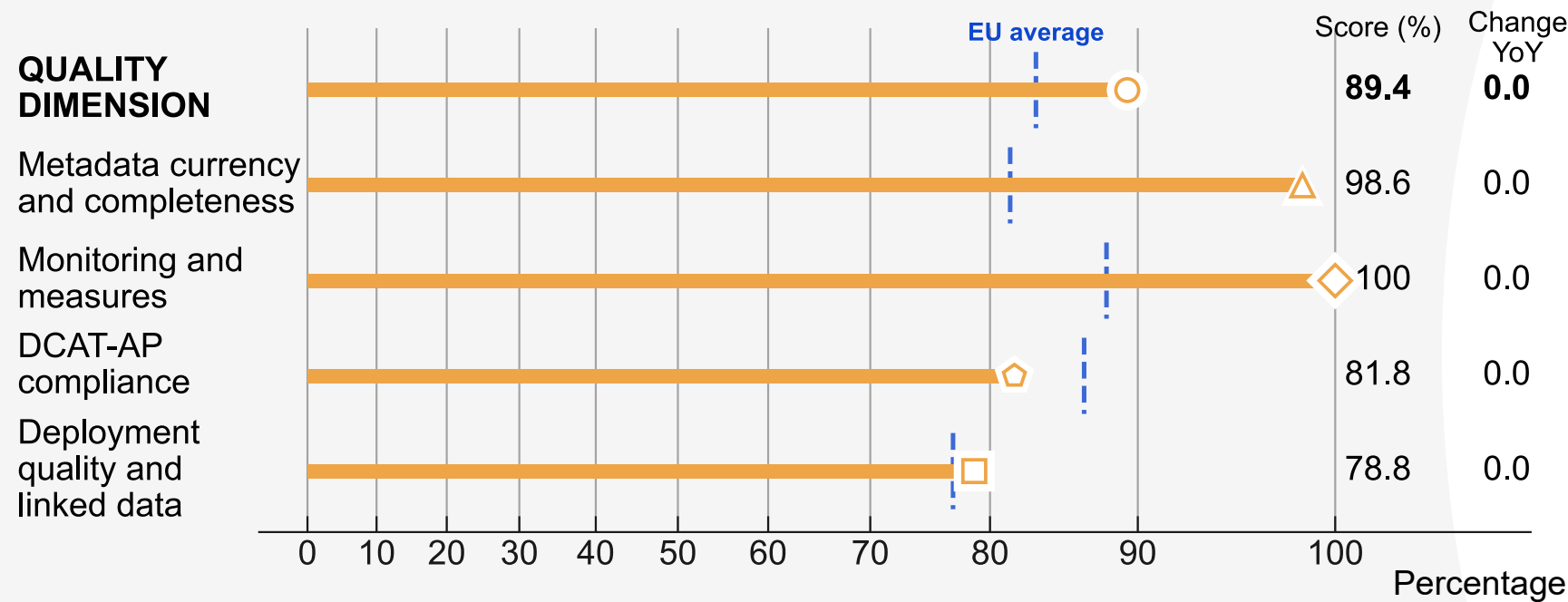


Key questions




- Do you monitor the portal's traffic?  Yes
- To what degree do public sector data providers contribute data to the portal?  All
- Does the national portal allow users to see what data exists but cannot be made available as open data?  Yes

Quality dimension

2025 quality maturity scores of Slovenia

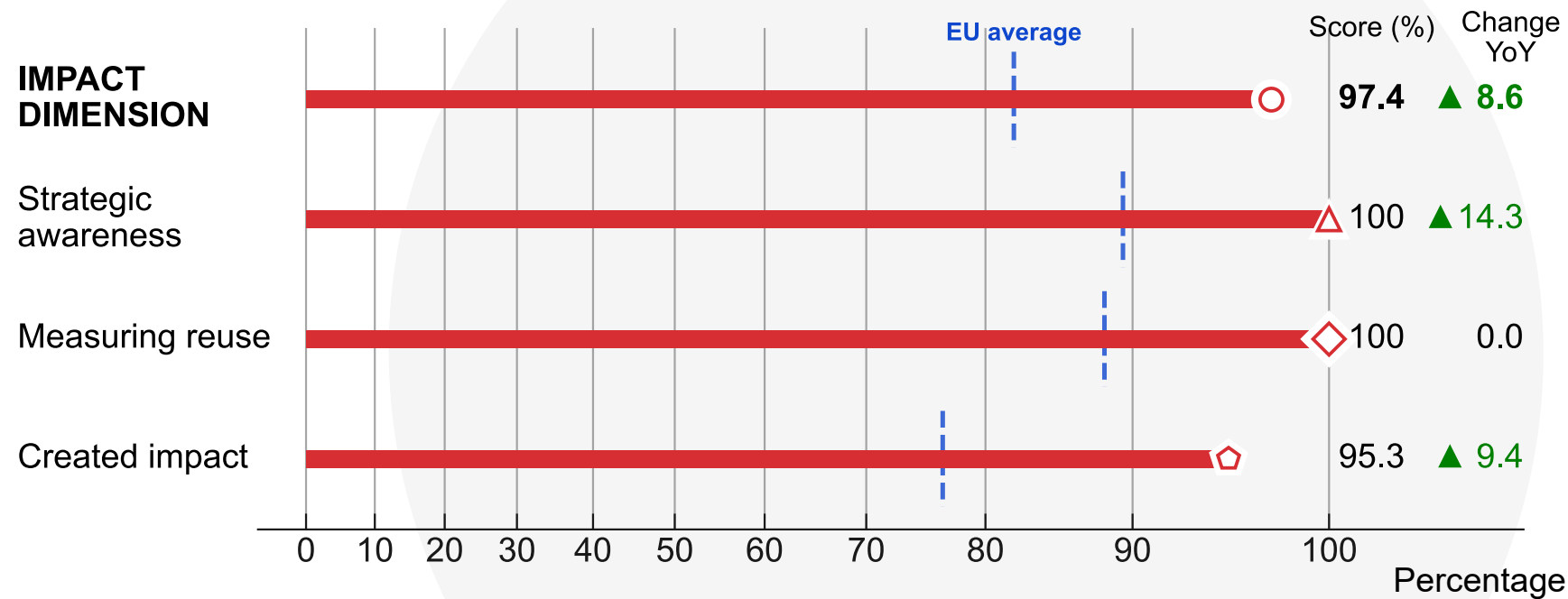


Key questions




- Do you monitor the quality of the metadata available on your portal?  Yes
- Do you set any standards on metadata quality that data providers must abide by?  Yes
- Do you use a model to assess the quality of deployment of data in your country?  Yes

Impact dimension

2025 impact maturity scores of Slovenia



Key questions

- Do you have a definition of open data reuse in your country?  Yes
- Are there any processes in place to monitor the level of reuse of your country's open data?  Yes
- Do you have a methodology in place to measure the impact of open data?  Yes

Open data maturity

2025 country factsheet

State of play at a glance

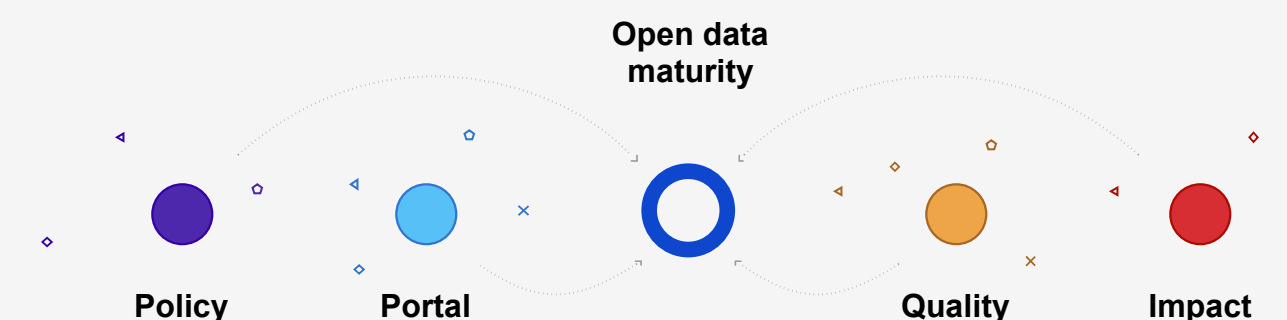
Slovakia continued to strengthen its open data ecosystem through targeted improvements in policy, portal functionality and data quality. The country advanced implementation of high-value datasets via portal updates, DCAT-AP-SK alignment and working group meetings. The national portal introduced new features such as updated dataset forms, improved data services and enhanced community engagement tools including notifications for likes, comments and suggestions. Quality efforts included meetings with data providers, the launch of a metadata quality page and the introduction of warning icons to flag issues. A minimum publication requirement for municipalities was also reinforced.

A user satisfaction survey was embedded in the portal header to gather feedback on data quality and usability. Capacity-building activities included trainings and a dedicated workshop for university students, reflecting a growing emphasis on reuse and stakeholder engagement.



Explore more open data maturity insights online at:

<https://data.europa.eu/en/open-data-maturity/2025>



Assessment methodology

Open data maturity is measured on four thematic dimensions: policy, portal, quality and impact. Each dimension contributes an equal 25 % towards the overall maturity score.



Policy
Investigates the open data policies and strategies in place in the countries, the national governance models for managing open data and the measures applied to implement those policies and strategies.



Portal
Investigates the functionality of national open data portals, the extent to which users’ needs and behaviour are examined to improve the portal, the availability of open data across different domains and the approach to ensuring the portal’s sustainability.

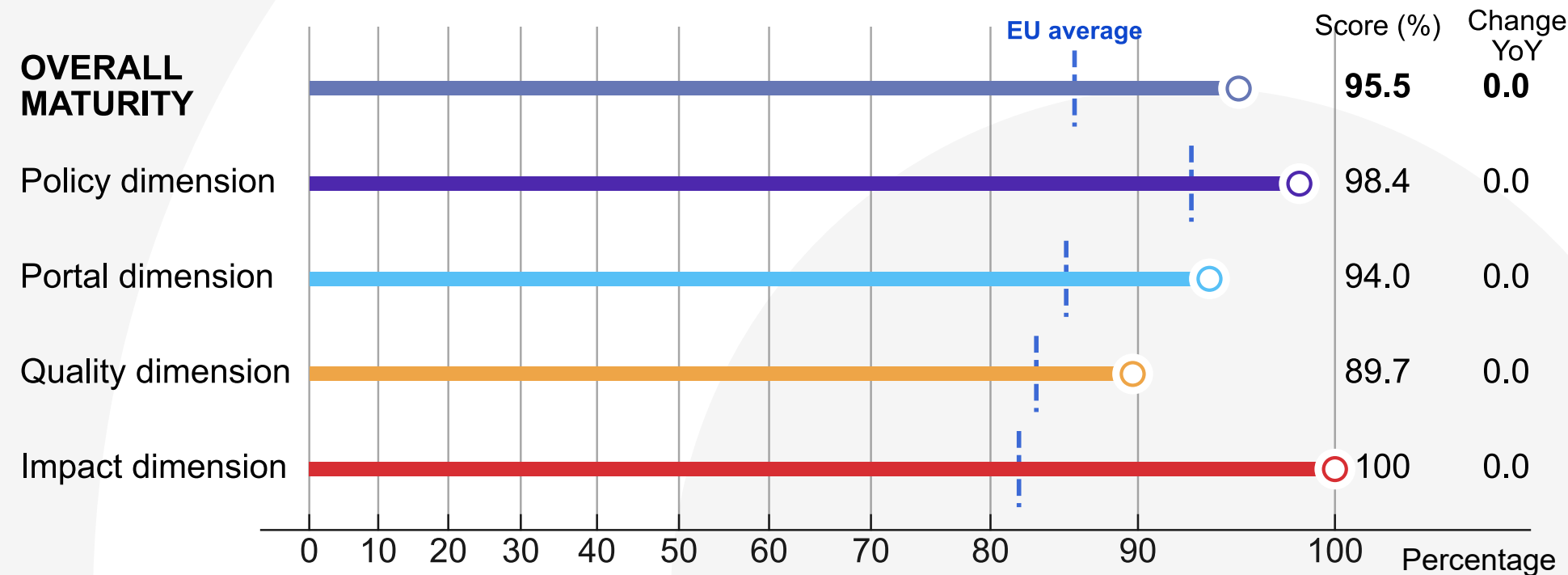


Quality
Investigates the measures adopted by portal managers to ensure the systematic harvesting of metadata, the monitoring of metadata quality and compliance with the DCAT-AP metadata standard and the quality of the deployment of the published data on the national portal.

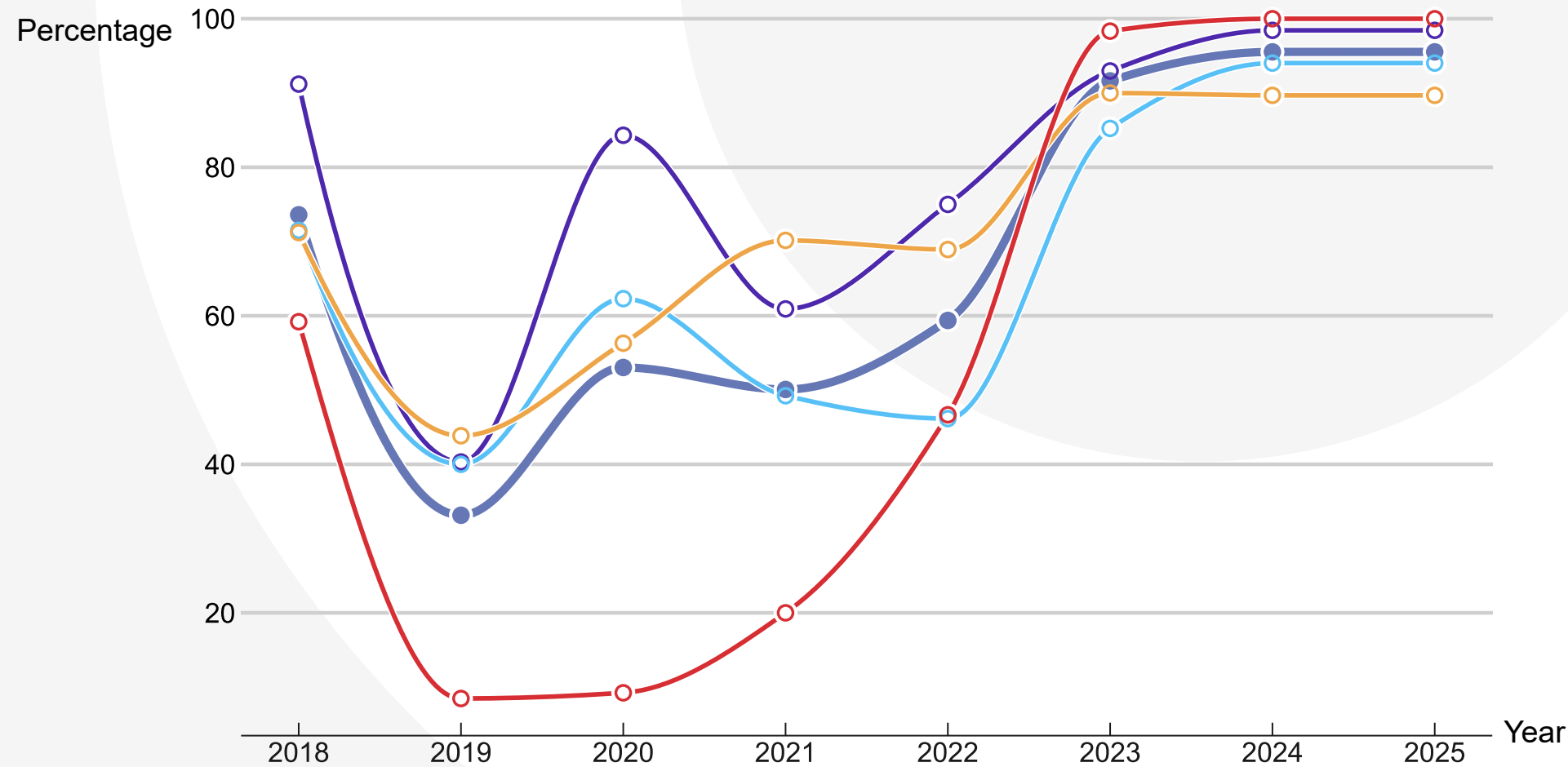


Impact
Investigates how well countries define and measure data reuse, the steps taken to assess reuse and user needs and the presence of reuse examples in the domains of government, society, the environment and the economy.

2025 maturity scores of Slovakia

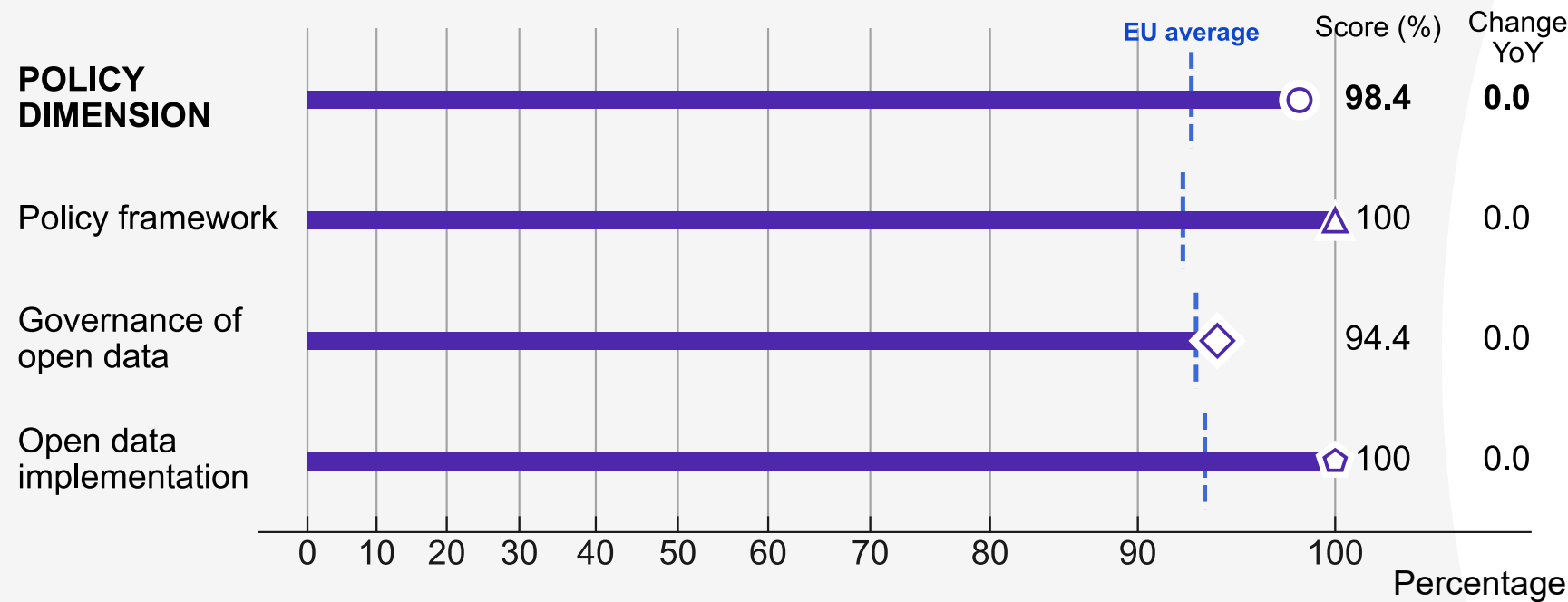


Maturity scores of Slovakia over time






Policy dimension

2025 policy maturity scores of Slovakia

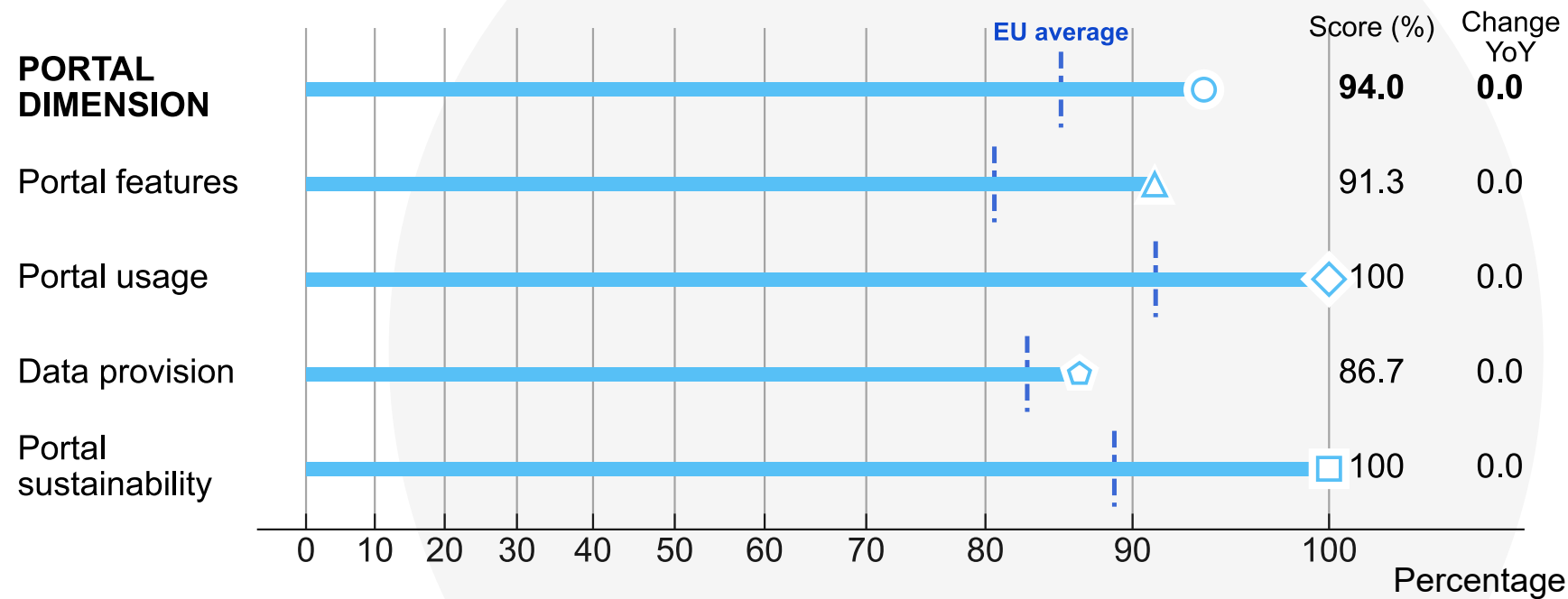


Key questions




- Does the national open data policy/strategy include an action plan?  Yes
- To what degree do local/regional public bodies conduct open data initiatives?  About half
- Are there processes to ensure that the open data policies/strategy are implemented?  Yes

Portal dimension

2025 portal maturity scores of Slovakia

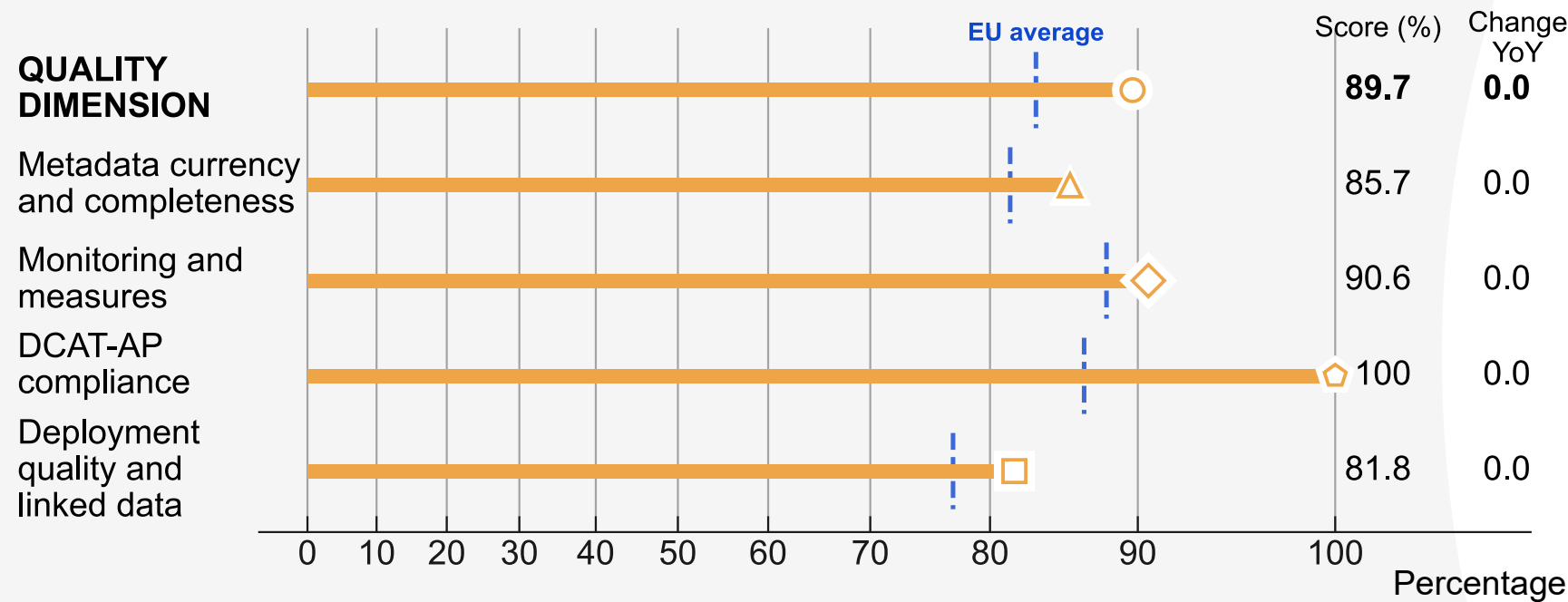


Key questions

- Do you monitor the portal's traffic?  Yes
- To what degree do public sector data providers contribute data to the portal?  Majority
- Does the national portal allow users to see what data exists but cannot be made available as open data?  Yes

Quality dimension

2025 quality maturity scores of Slovakia

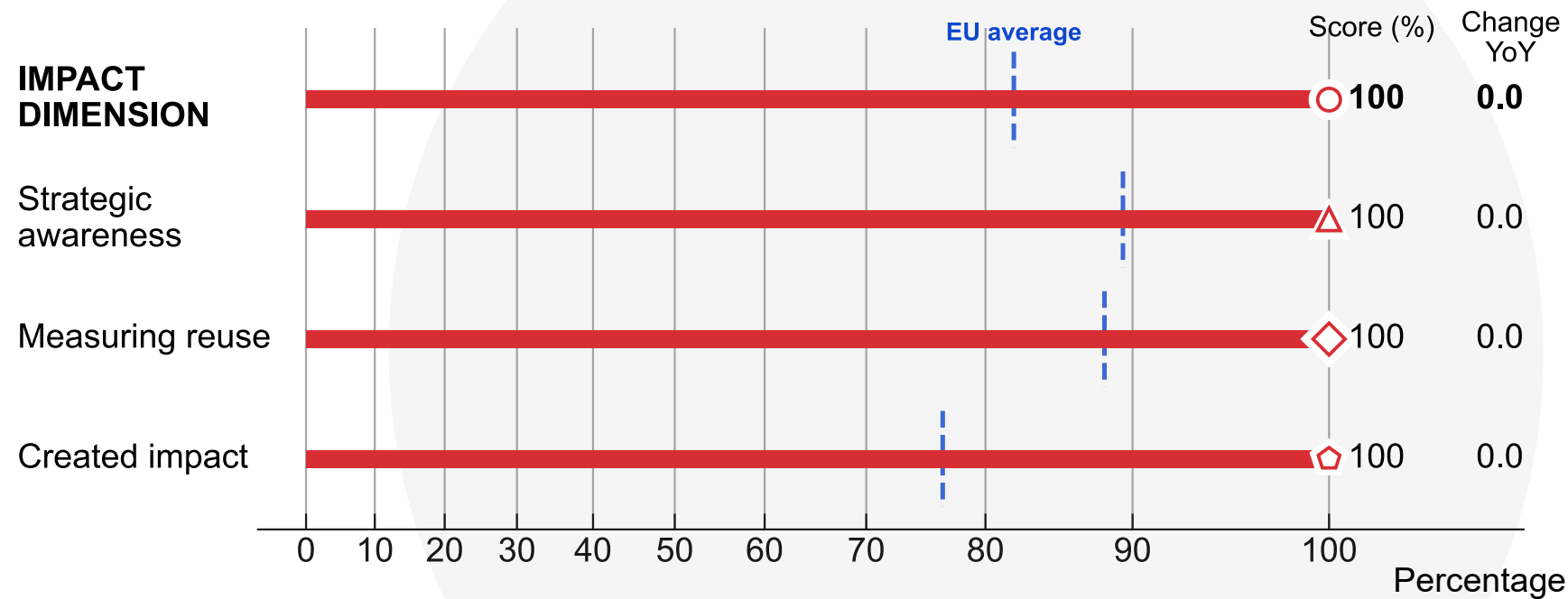


Key questions

- Do you monitor the quality of the metadata available on your portal? ☒ Yes
- Do you set any standards on metadata quality that data providers must abide by? ☒ Yes
- Do you use a model to assess the quality of deployment of data in your country? ☒ Yes

Impact dimension

2025 impact maturity scores of Slovakia



Key questions

- Do you have a definition of open data reuse in your country? ☒ Yes
- Are there any processes in place to monitor the level of reuse of your country's open data? ☒ Yes
- Do you have a methodology in place to measure the impact of open data? ☒ Yes

Open data maturity

2025 country factsheet

State of play at a glance

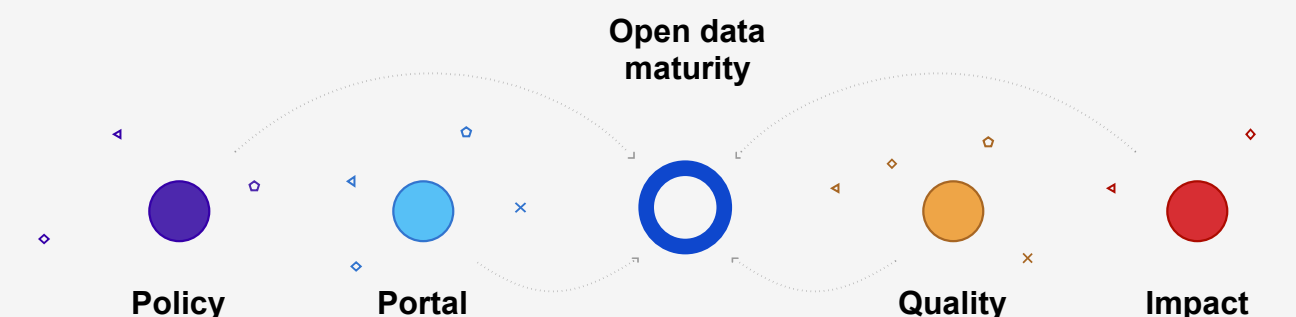
Finland introduced several targeted initiatives to enhance open data accessibility and transparency. The University of Turku launched an expanded version of 'Lakitutka' ('Law Radar'), a service that aggregates data from government sources to provide clearer insights into legislative drafting and enactment, an initiative supported by NextGenerationEU funding.

The Finnish Patent and Register Office revamped its open data service, broadening dataset availability and improving API functionality to better support reusers. On the policy front, the Ministry of Finance completed a report examining the risks associated with sharing geospatial datasets linked to critical infrastructure, with follow-up tools and recommendations planned for 2025. To support quality improvements, the Ministry conducted the first comprehensive inventory of high-value datasets held by public authorities, aligning with the requirements of Implementing Regulation (EU) 2023/138.



Explore more open data maturity insights online at:

<https://data.europa.eu/en/open-data-maturity/2025>



Assessment methodology

Open data maturity is measured on four thematic dimensions: policy, portal, quality and impact. Each dimension contributes an equal 25 % towards the overall maturity score.



Policy
Investigates the open data policies and strategies in place in the countries, the national governance models for managing open data and the measures applied to implement those policies and strategies.



Portal
Investigates the functionality of national open data portals, the extent to which users’ needs and behaviour are examined to improve the portal, the availability of open data across different domains and the approach to ensuring the portal’s sustainability.

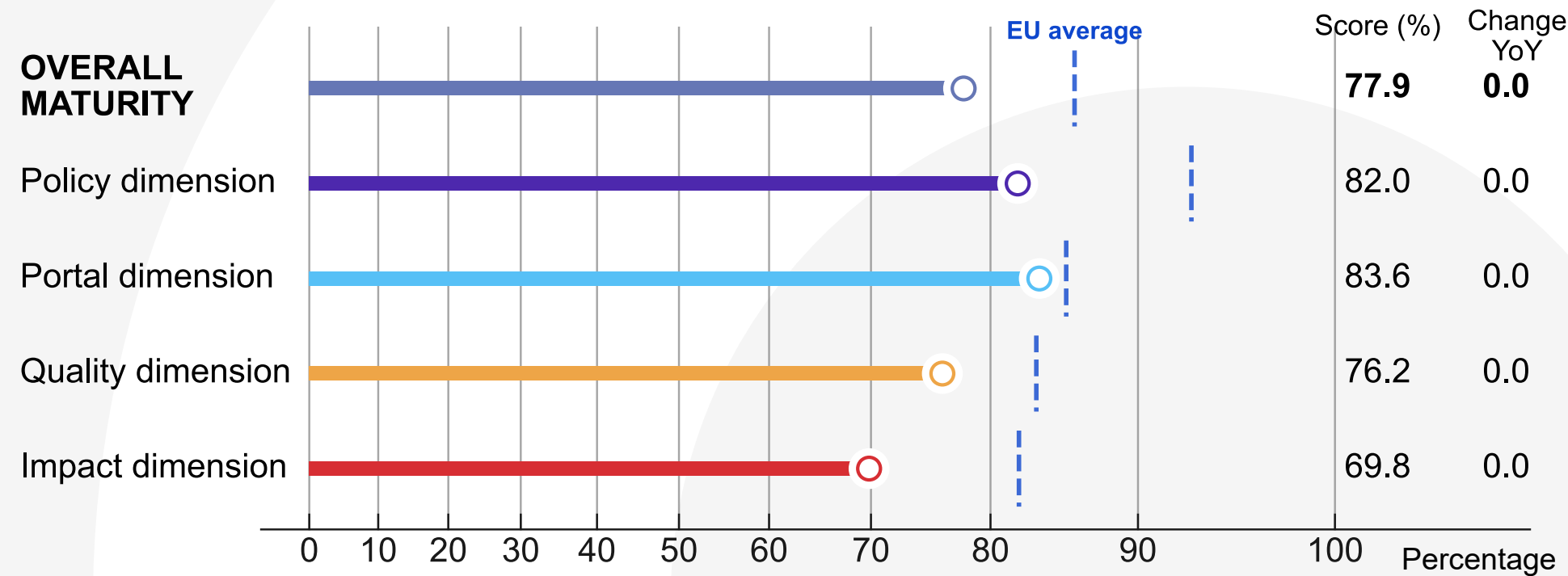


Quality
Investigates the measures adopted by portal managers to ensure the systematic harvesting of metadata, the monitoring of metadata quality and compliance with the DCAT-AP metadata standard and the quality of the deployment of the published data on the national portal.

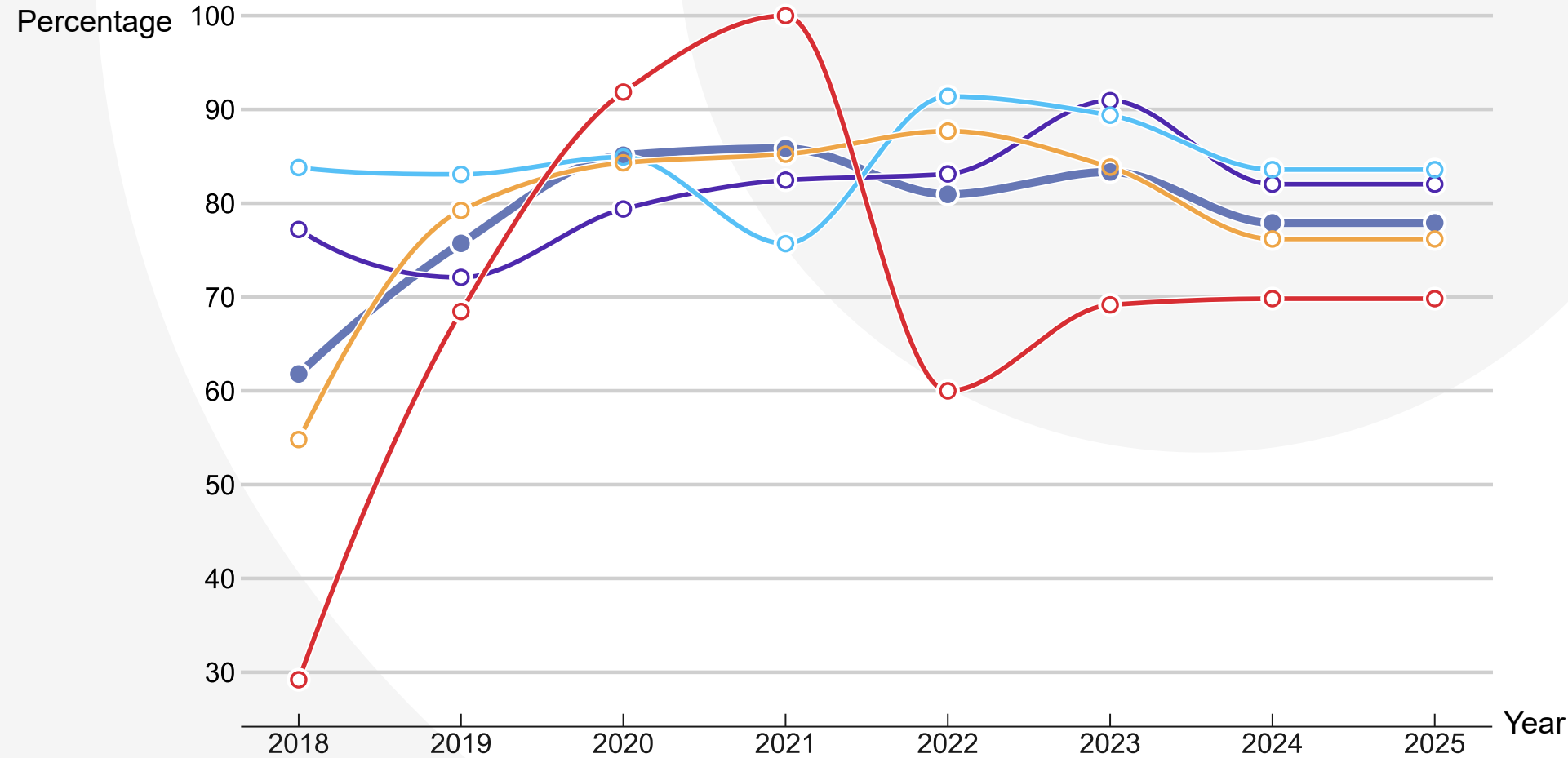


Impact
Investigates how well countries define and measure data reuse, the steps taken to assess reuse and user needs and the presence of reuse examples in the domains of government, society, the environment and the economy.

2025 maturity scores of Finland

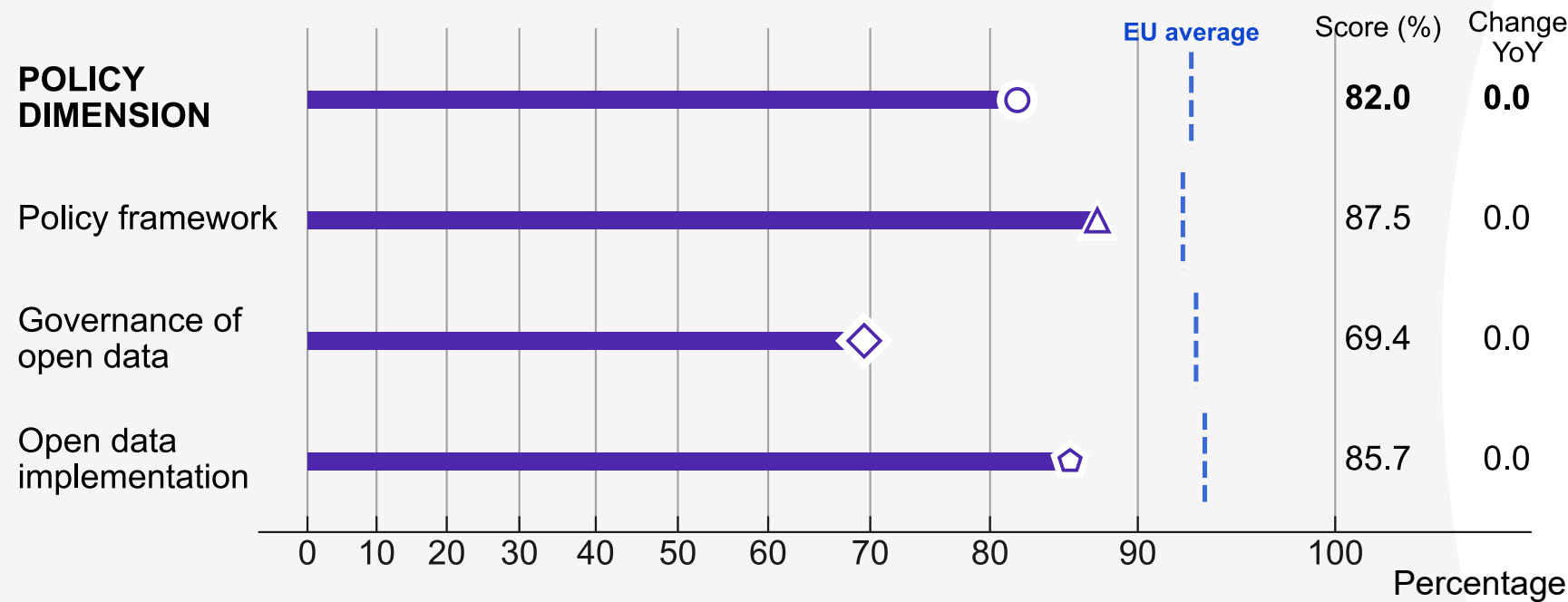


Maturity scores of Finland over time






Policy dimension

2025 policy maturity scores of Finland

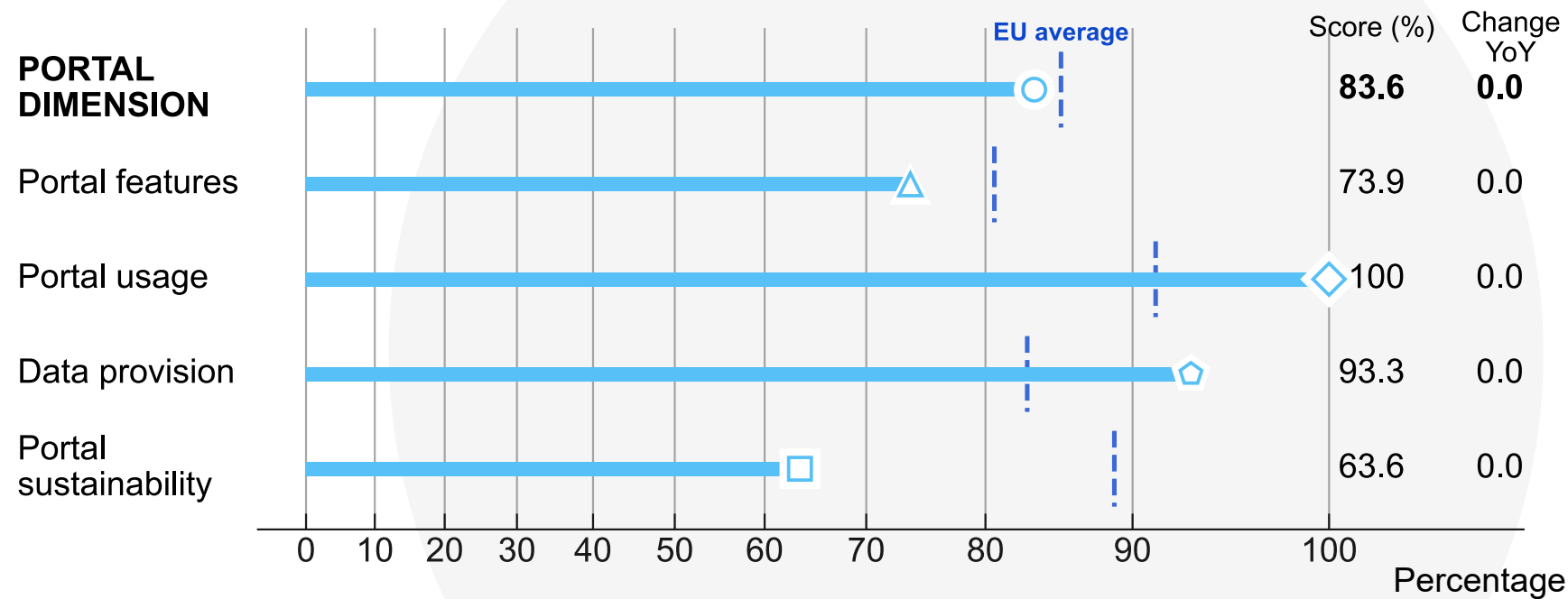


Key questions




- Does the national open data policy/strategy include an action plan?  Yes
- To what degree do local/regional public bodies conduct open data initiatives?  Few
- Are there processes to ensure that the open data policies/strategy are implemented?  Yes

Portal dimension

2025 portal maturity scores of Finland

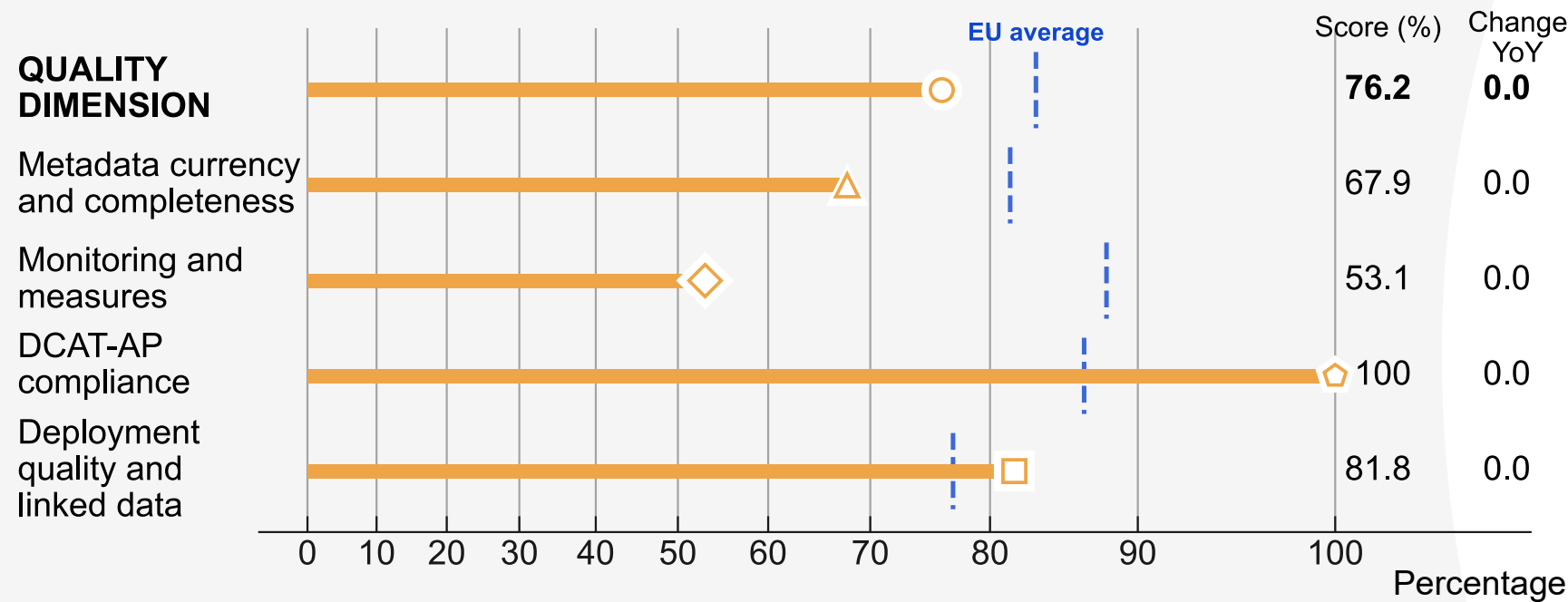


Key questions

- Do you monitor the portal's traffic?  Yes
- To what degree do public sector data providers contribute data to the portal?  Majority
- Does the national portal allow users to see what data exists but cannot be made available as open data?  Yes

Quality dimension

2025 quality maturity scores of Finland



Key questions

- Do you monitor the quality of the metadata available on your portal?

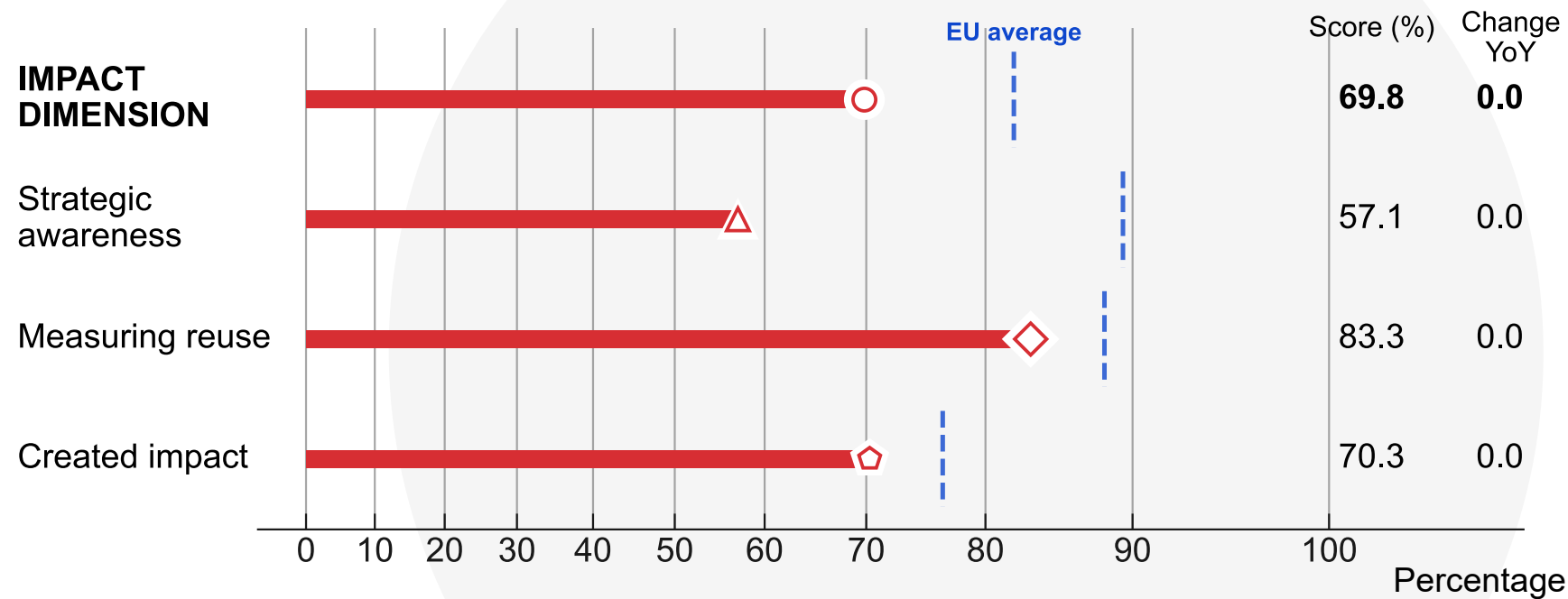
No
- Do you set any standards on metadata quality that data providers must abide by?

Yes
- Do you use a model to assess the quality of deployment of data in your country?

Yes

Impact dimension

2025 impact maturity scores of Finland



Key questions

- Do you have a definition of open data reuse in your country?

No
- Are there any processes in place to monitor the level of reuse of your country's open data?

No
- Do you have a methodology in place to measure the impact of open data?

Yes

Open data maturity

2025 country factsheet

State of play at a glance

Sweden made progress in strengthening its open data ecosystem through strategic policy initiatives, portal modernisation and metadata enhancements. A new version of the national data portal was launched, improving usability and introducing structured resources for data publishers, reuse examples, educational content and Swedish data initiatives. The portal also added advanced search filters and a dedicated page showcasing good reuse practices, alongside improved web monitoring to better understand user behaviour.

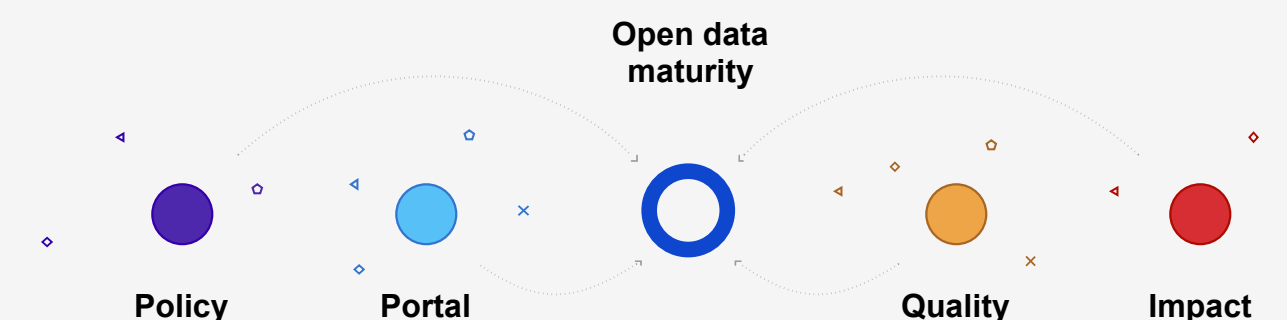
On the policy front, Sweden introduced 'Datafyren' (the Data Lighthouse), a learning initiative aimed at helping managers treat data as a strategic resource. It includes a self-assessment tool and supports broader engagement with data governance. The portal was designated as the central information point for the Data Governance Act (Regulation (EU) 2022/868), reinforcing its role in national data sharing. Implementation of high-value datasets (HVDs) also expanded the availability of open data.

Quality improvements were anchored by the release of DCAT-AP-SE 3.0.1, Sweden's updated metadata profile. This version supports dataset series, introduces classifications for critical public administration data (nationella grunddata) and extends publisher metadata to meet the requirements of the Data Governance Act. Additional properties were added to better identify and describe HVDs, enhancing metadata precision and interoperability.



Explore more open data maturity insights online at:

<https://data.europa.eu/en/open-data-maturity/2025>



Assessment methodology

Open data maturity is measured on four thematic dimensions: policy, portal, quality and impact. Each dimension contributes an equal 25 % towards the overall maturity score.



Policy
Investigates the open data policies and strategies in place in the countries, the national governance models for managing open data and the measures applied to implement those policies and strategies.



Portal
Investigates the functionality of national open data portals, the extent to which users' needs and behaviour are examined to improve the portal, the availability of open data across different domains and the approach to ensuring the portal's sustainability.

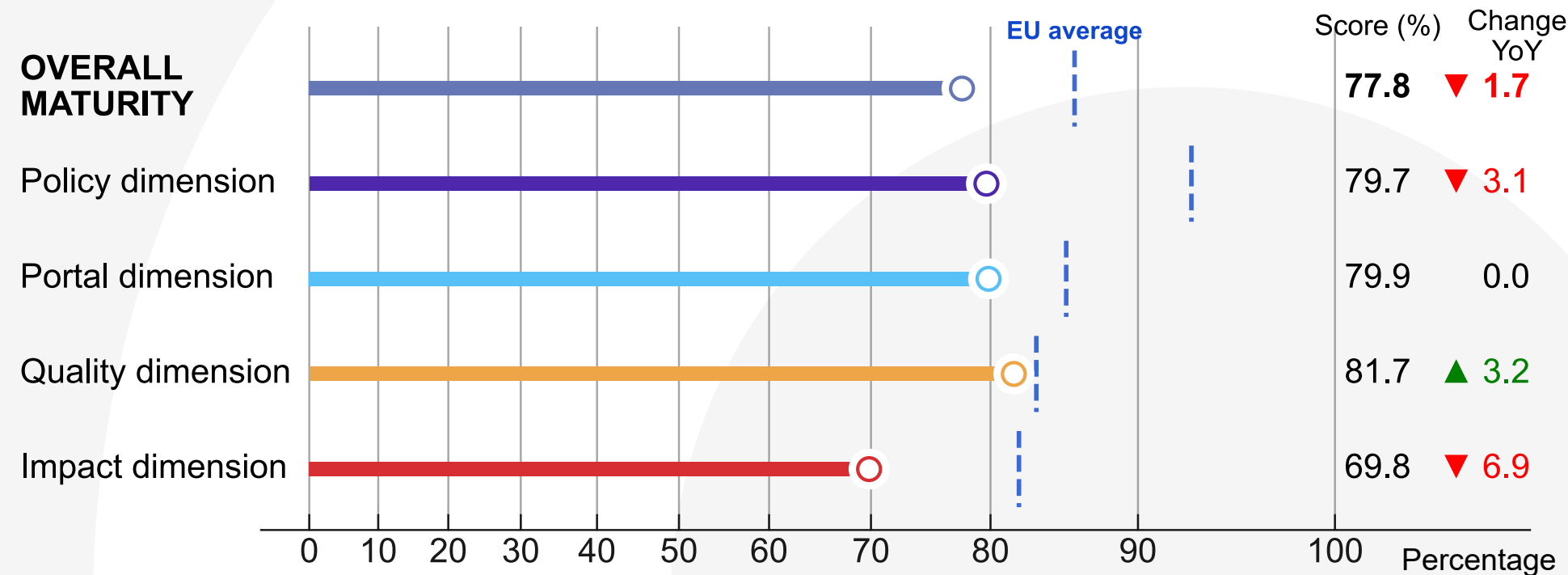


Quality
Investigates the measures adopted by portal managers to ensure the systematic harvesting of metadata, the monitoring of metadata quality and compliance with the DCAT-AP metadata standard and the quality of the deployment of the published data on the national portal.

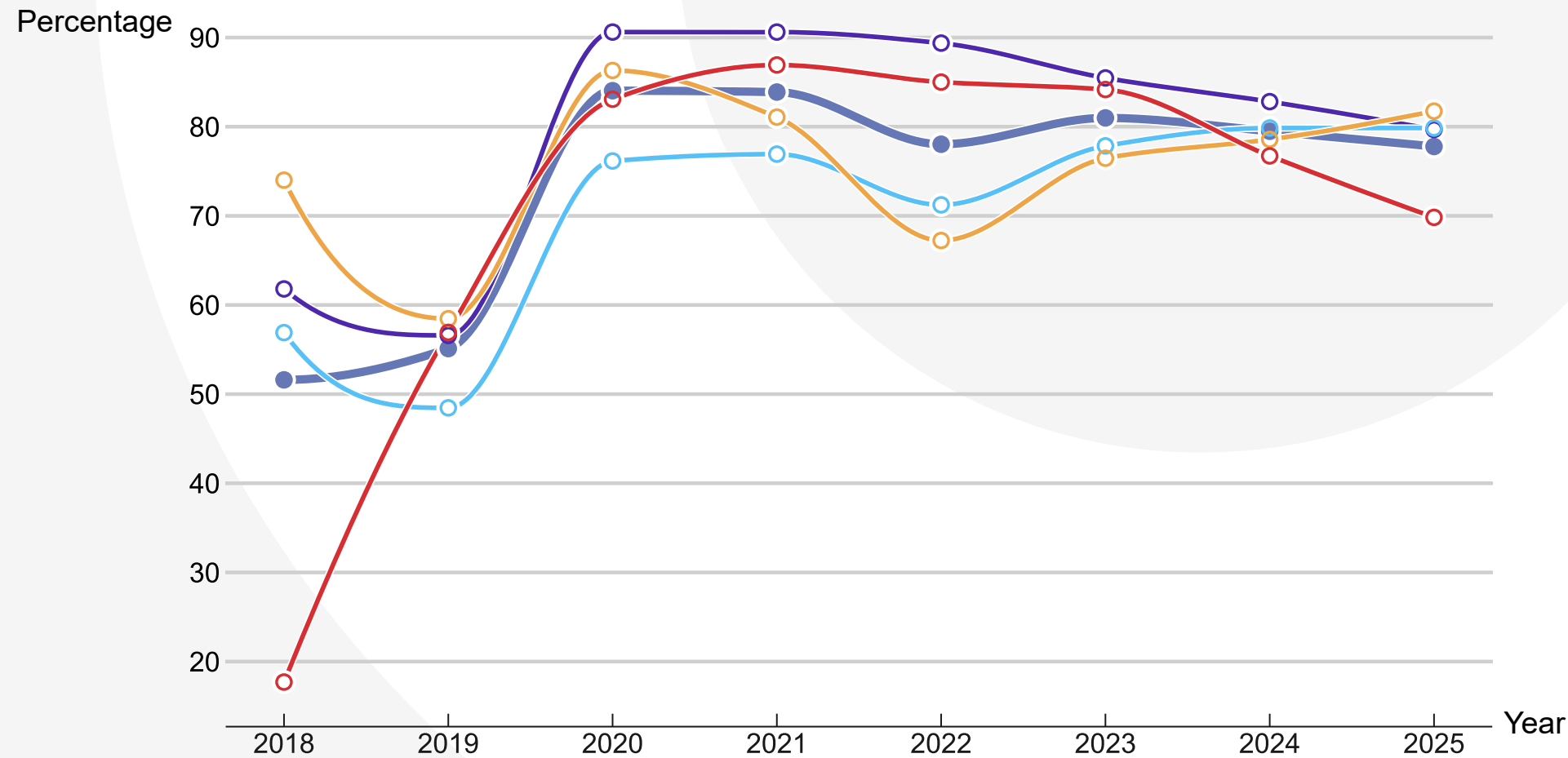


Impact
Investigates how well countries define and measure data reuse, the steps taken to assess reuse and user needs and the presence of reuse examples in the domains of government, society, the environment and the economy.

2025 maturity scores of Sweden

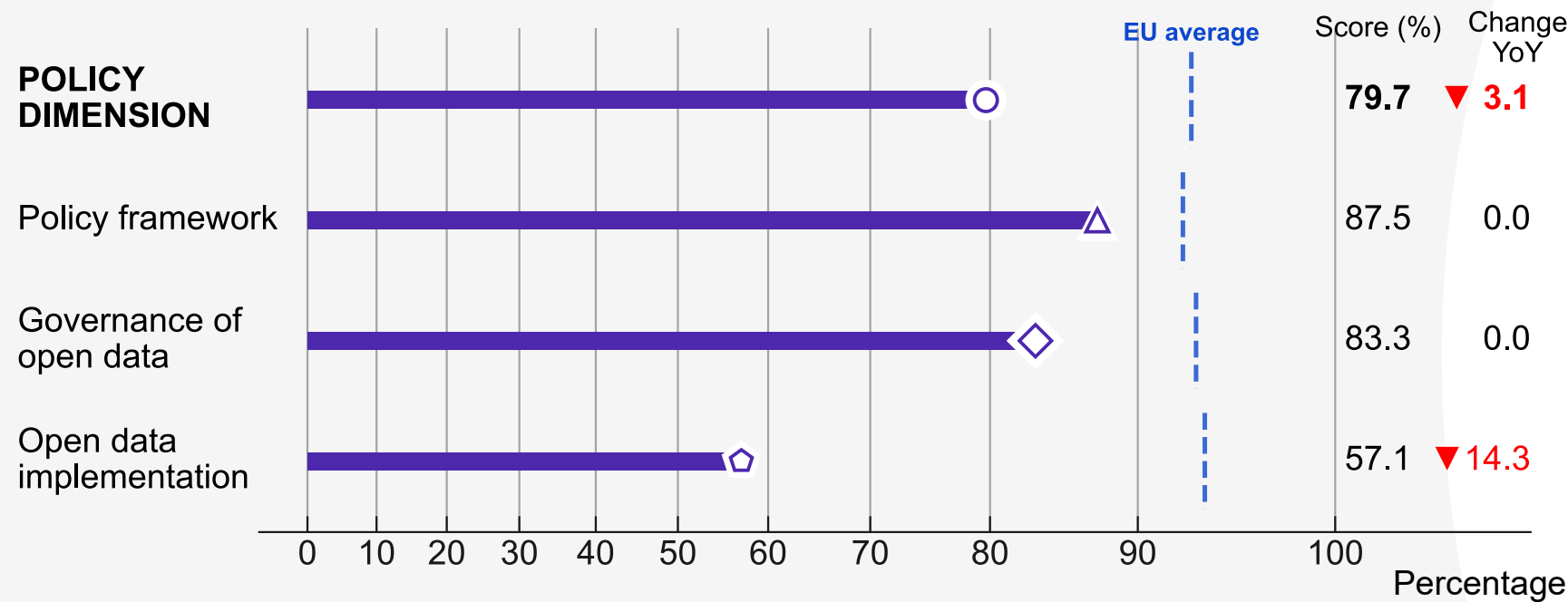


Maturity scores of Sweden over time



Policy dimension

2025 policy maturity scores of Sweden



Key questions

- Does the national open data policy/strategy include an action plan?

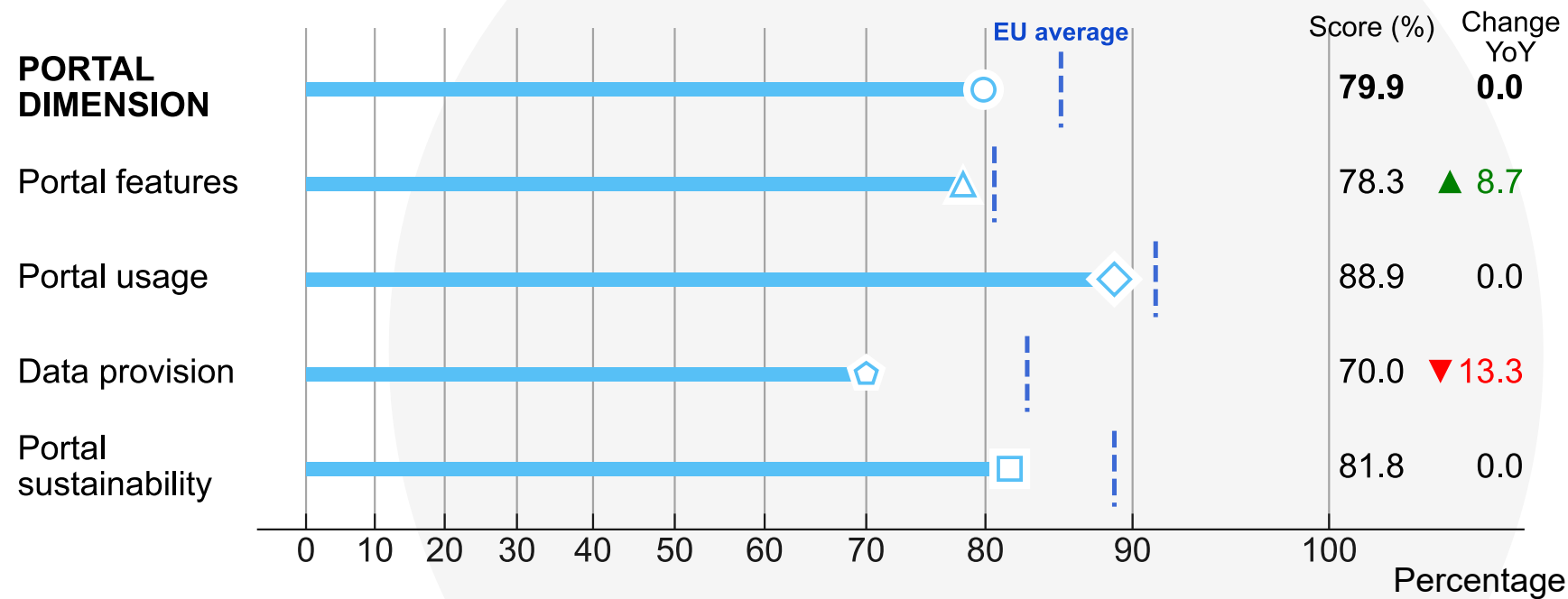
Yes
- To what degree do local/regional public bodies conduct open data initiatives?

About half
- Are there processes to ensure that the open data policies/strategy are implemented?

Yes

Portal dimension

2025 portal maturity scores of Sweden



Key questions

- Do you monitor the portal's traffic?

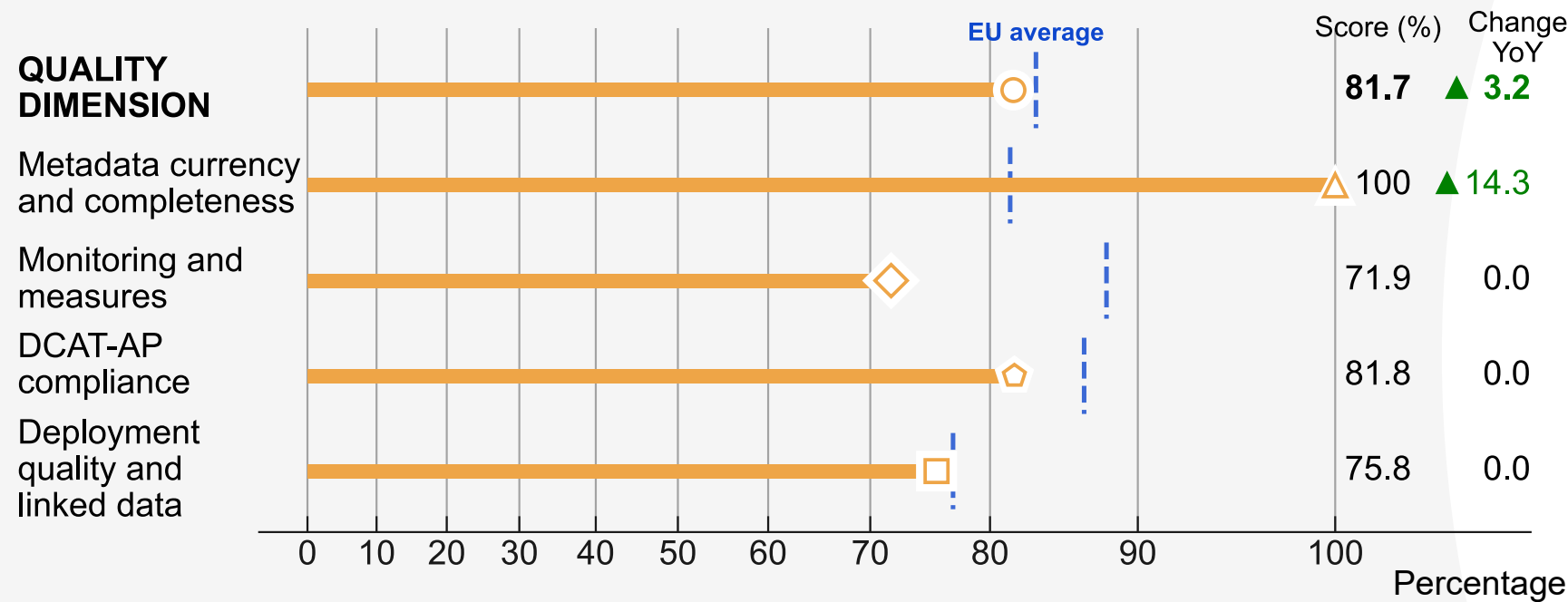
Yes
- To what degree do public sector data providers contribute data to the portal?

Few
- Does the national portal allow users to see what data exists but cannot be made available as open data?




Yes

Quality dimension

2025 quality maturity scores of Sweden

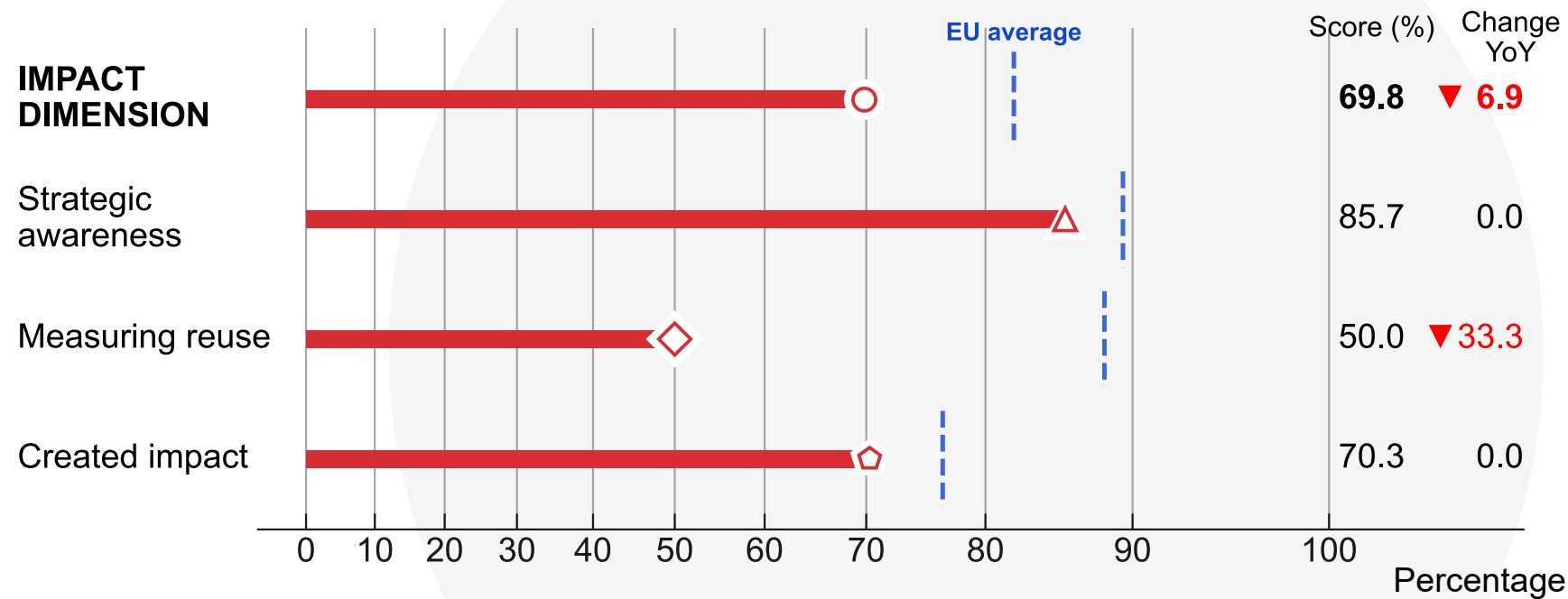


Key questions




- Do you monitor the quality of the metadata available on your portal?  Yes
- Do you set any standards on metadata quality that data providers must abide by?  Yes
- Do you use a model to assess the quality of deployment of data in your country?  Yes

Impact dimension

2025 impact maturity scores of Sweden



Key questions

- Do you have a definition of open data reuse in your country?  Yes
- Are there any processes in place to monitor the level of reuse of your country's open data?  Yes
- Do you have a methodology in place to measure the impact of open data?  Yes

Open data maturity

2025 country factsheet

State of play at a glance

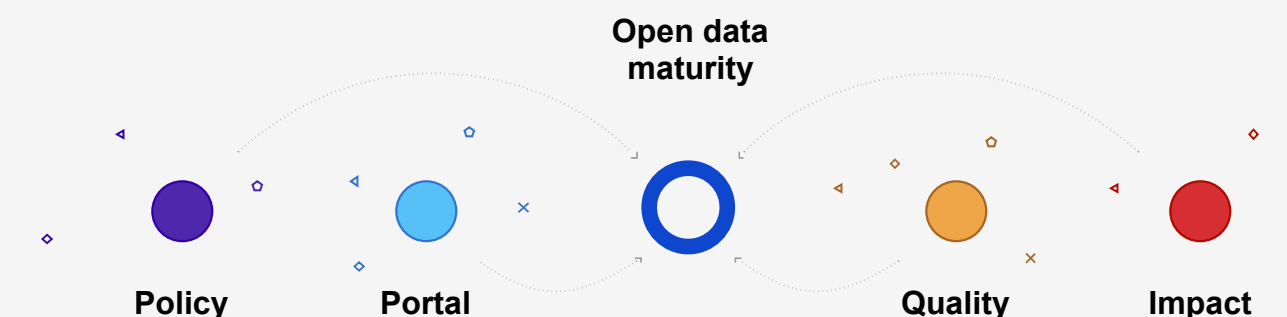
Iceland continues to improve its national open data strategy and infrastructure through legislative alignment, portal redevelopment and reuse initiatives. Iceland incorporated the Open Data Directive (Directive (EU) 2019/1024) into national legislation. This legislative update laid the groundwork for further developments, including preparations for the integration of Implementing Regulation (EU) 2023/138 on high-value datasets into the EEA Agreement.

The national open data portal entered a revision phase, with a new version expected within the year. As part of the inaugural Gagnvist conference, a datathon was held where participants used open datasets, such as geospatial, statistical and infrastructure data, to evaluate proposed railway routes. This event showcased the practical reuse of public data in planning and decision-making. Efforts to improve data quality were also linked to the legislative changes, particularly in relation to the identification and preparation of high-value datasets. These developments reflect a broader institutional focus on strengthening Iceland's open data ecosystem through legal alignment, strategic planning and community engagement.



Explore more open data maturity insights online at:

<https://data.europa.eu/en/open-data-maturity/2025>



Assessment methodology

Open data maturity is measured on four thematic dimensions: policy, portal, quality and impact. Each dimension contributes an equal 25 % towards the overall maturity score.



Policy
Investigates the open data policies and strategies in place in the countries, the national governance models for managing open data and the measures applied to implement those policies and strategies.



Portal
Investigates the functionality of national open data portals, the extent to which users' needs and behaviour are examined to improve the portal, the availability of open data across different domains and the approach to ensuring the portal's sustainability.

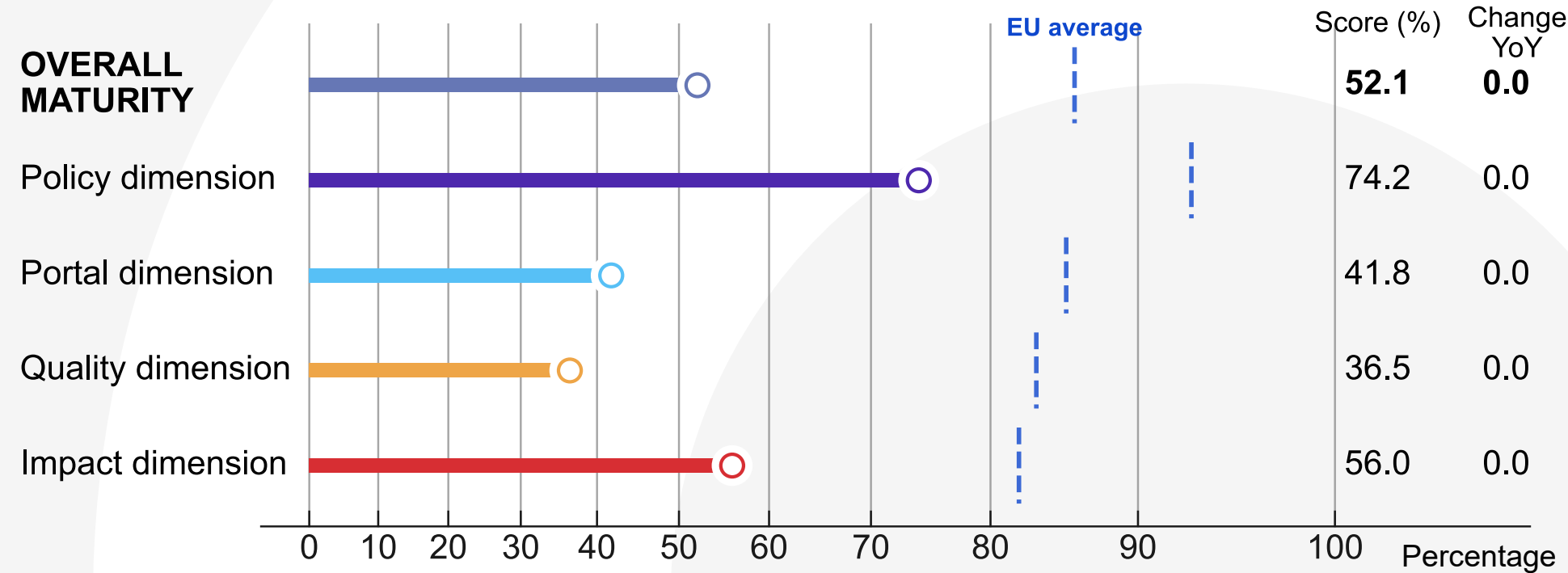


Quality
Investigates the measures adopted by portal managers to ensure the systematic harvesting of metadata, the monitoring of metadata quality and compliance with the DCAT-AP metadata standard and the quality of the deployment of the published data on the national portal.

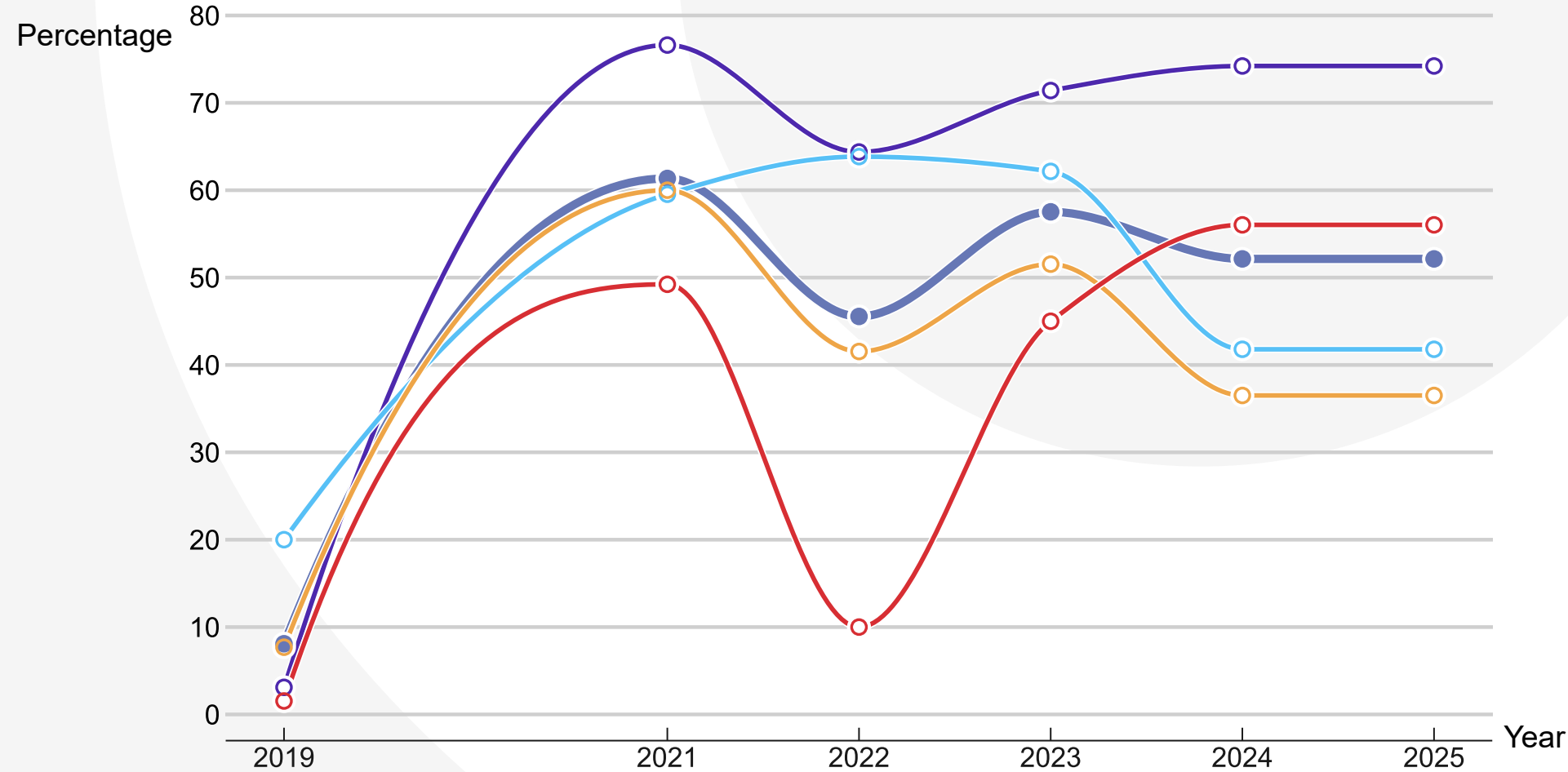


Impact
Investigates how well countries define and measure data reuse, the steps taken to assess reuse and user needs and the presence of reuse examples in the domains of government, society, the environment and the economy.

2025 maturity scores of Iceland

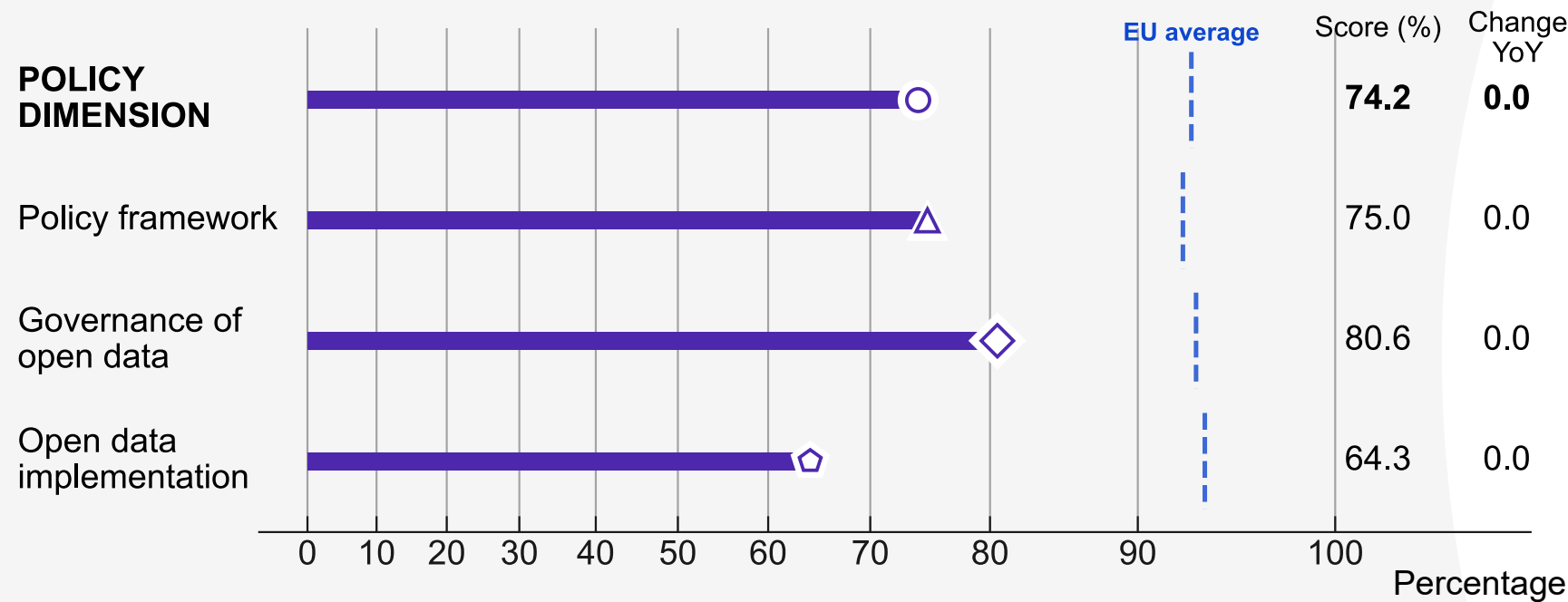


Maturity scores of Iceland over time






Policy dimension

2025 policy maturity scores of Iceland

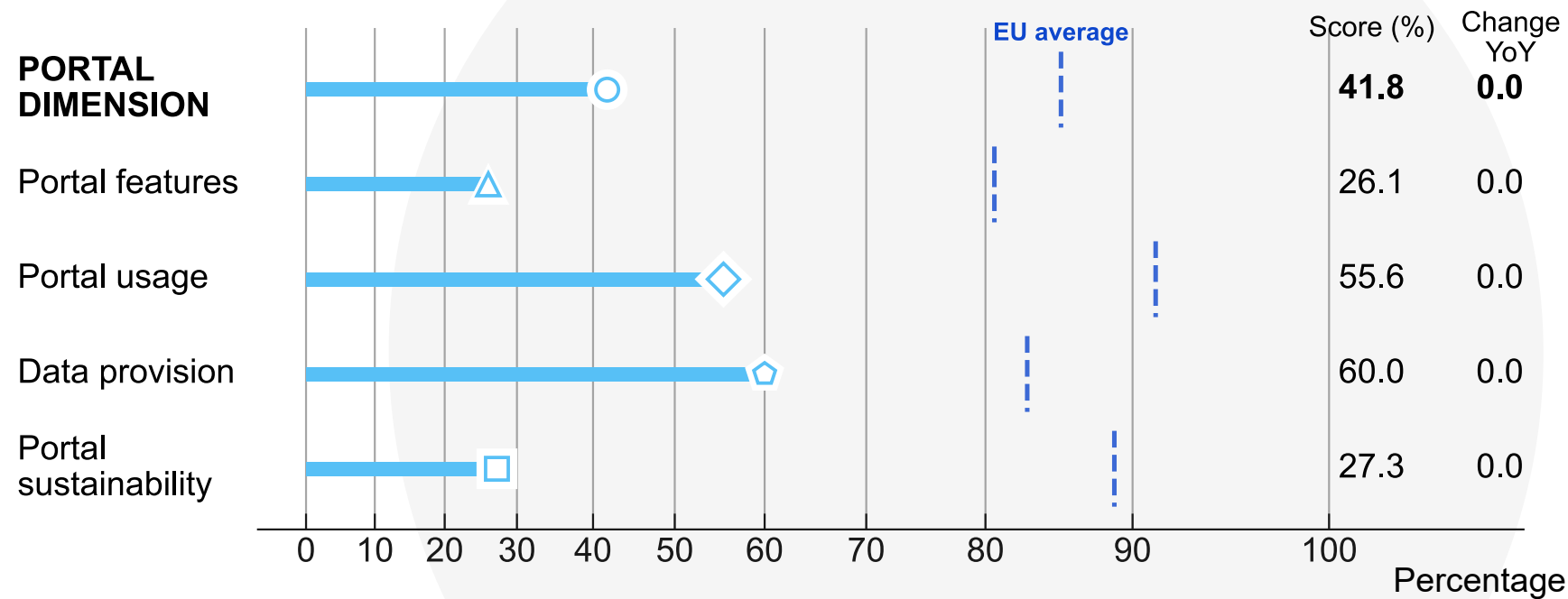


Key questions




- Does the national open data policy/strategy include an action plan?
 Yes
- To what degree do local/regional public bodies conduct open data initiatives?
 Few
- Are there processes to ensure that the open data policies/strategy are implemented?
 Yes

Portal dimension

2025 portal maturity scores of Iceland

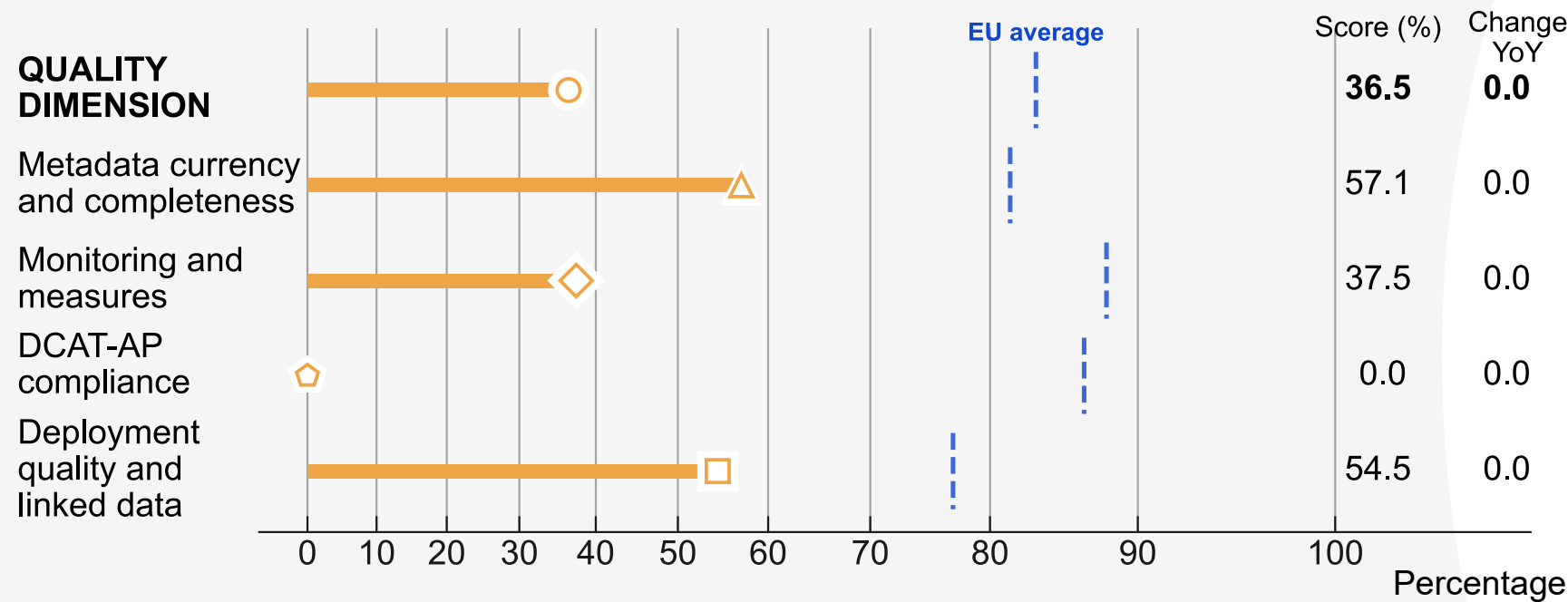


Key questions




- Do you monitor the portal's traffic?
 Yes
- To what degree do public sector data providers contribute data to the portal?
 Few
- Does the national portal allow users to see what data exists but cannot be made available as open data?
 Yes

Quality dimension

2025 quality maturity scores of Iceland

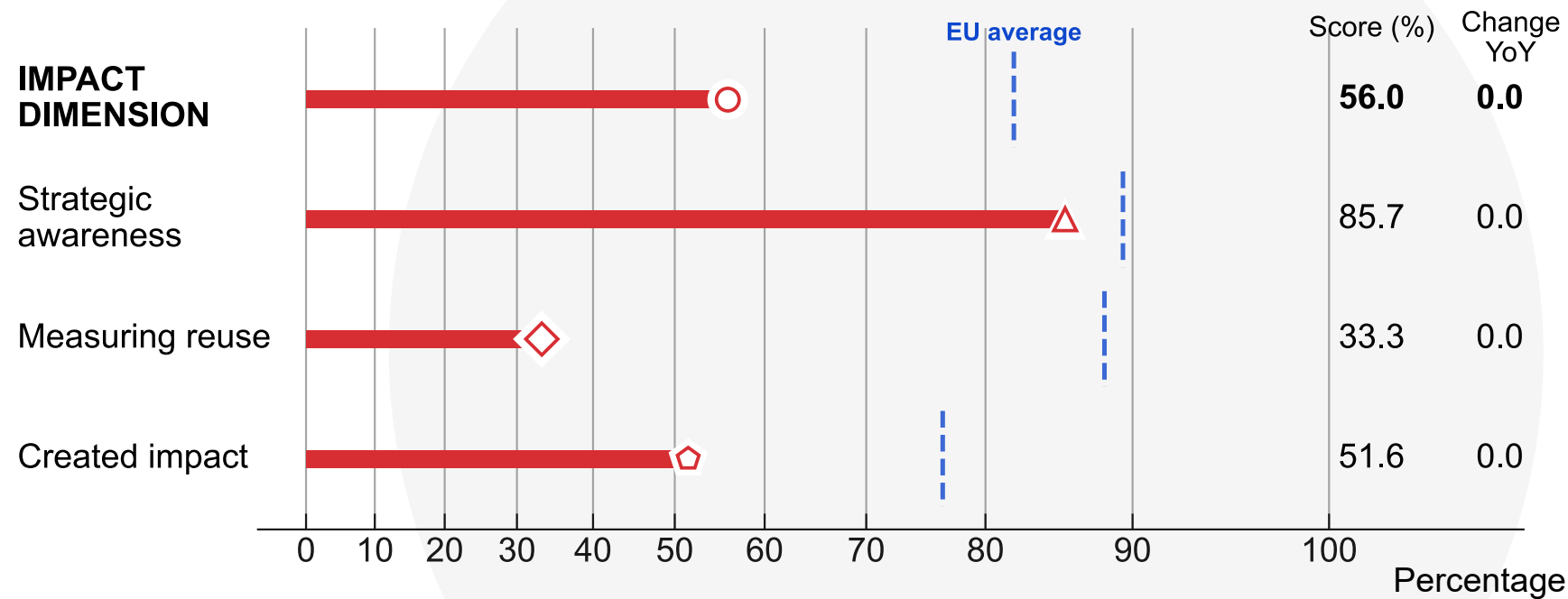


Key questions




- Do you monitor the quality of the metadata available on your portal?  Yes
- Do you set any standards on metadata quality that data providers must abide by?  No
- Do you use a model to assess the quality of deployment of data in your country?  Yes

Impact dimension

2025 impact maturity scores of Iceland



Key questions

- Do you have a definition of open data reuse in your country?  Yes
- Are there any processes in place to monitor the level of reuse of your country's open data?  Yes
- Do you have a methodology in place to measure the impact of open data?  No

Open data maturity

2025 country factsheet

State of play at a glance

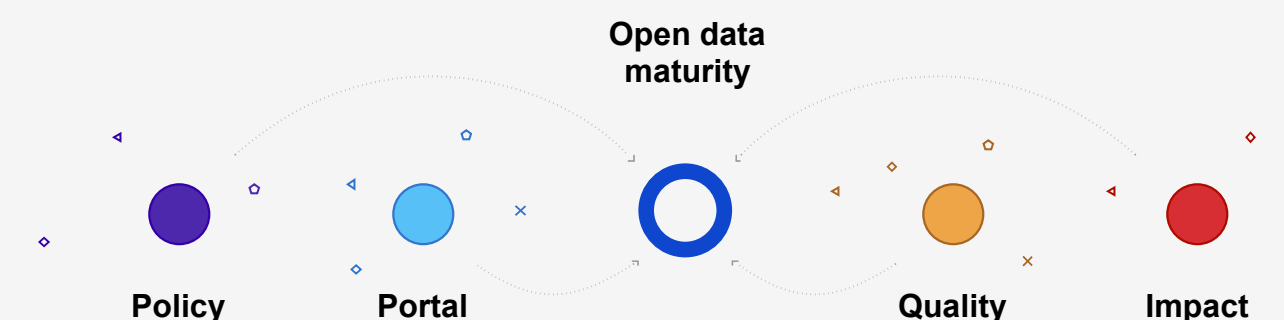
Norway continued to advance its open data framework through legislative reform, strategic digital planning and technical upgrades. The publication of the Official Norwegian Report on data sharing marked the first step toward incorporating the Open Data Directive (Directive (EU) 2019/1024) and the Data Governance Act (Regulation (EU) 2022/868) into national law. A new national open data law is expected to increase reuse and raise societal awareness of open data's value, with sector-specific examples such as the Norwegian Offshore Directorate illustrating tangible impact. The government also launched a national digitalisation strategy focused on secure, ethical and citizen-centred transformation, alongside preparations for implementing the Artificial Intelligence Act (Regulation (EU) 2024/1689).

The national portal was enhanced with an AI-powered search front page, redesigned dataset detail pages, improved support for controlled EU vocabularies and upgraded technical documentation. A hackathon was organised to raise awareness and gather user feedback. On the quality front, Norway finalised SHACL rules for its national DCAT-AP extension and introduced metadata quality assessments directly on the portal.



Explore more open data maturity insights online at:

<https://data.europa.eu/en/open-data-maturity/2025>



Assessment methodology

Open data maturity is measured on four thematic dimensions: policy, portal, quality and impact. Each dimension contributes an equal 25 % towards the overall maturity score.



Policy
Investigates the open data policies and strategies in place in the countries, the national governance models for managing open data and the measures applied to implement those policies and strategies.



Portal
Investigates the functionality of national open data portals, the extent to which users’ needs and behaviour are examined to improve the portal, the availability of open data across different domains and the approach to ensuring the portal’s sustainability.

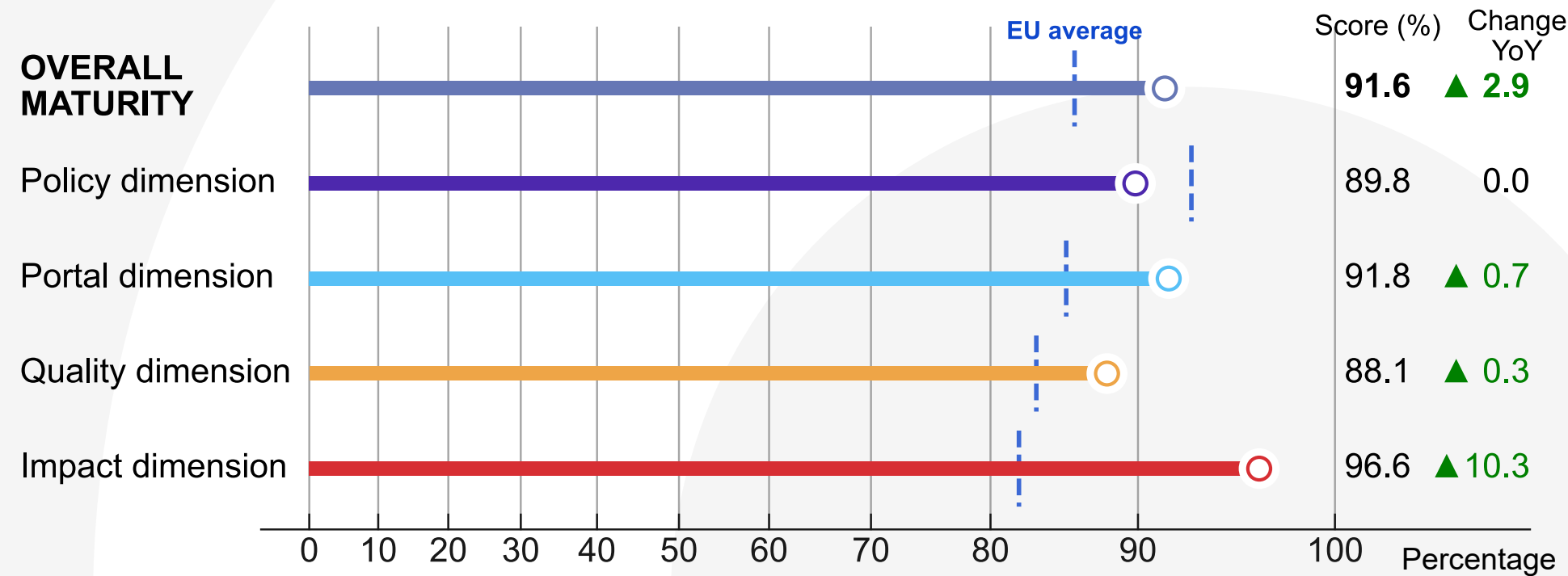


Quality
Investigates the measures adopted by portal managers to ensure the systematic harvesting of metadata, the monitoring of metadata quality and compliance with the DCAT-AP metadata standard and the quality of the deployment of the published data on the national portal.

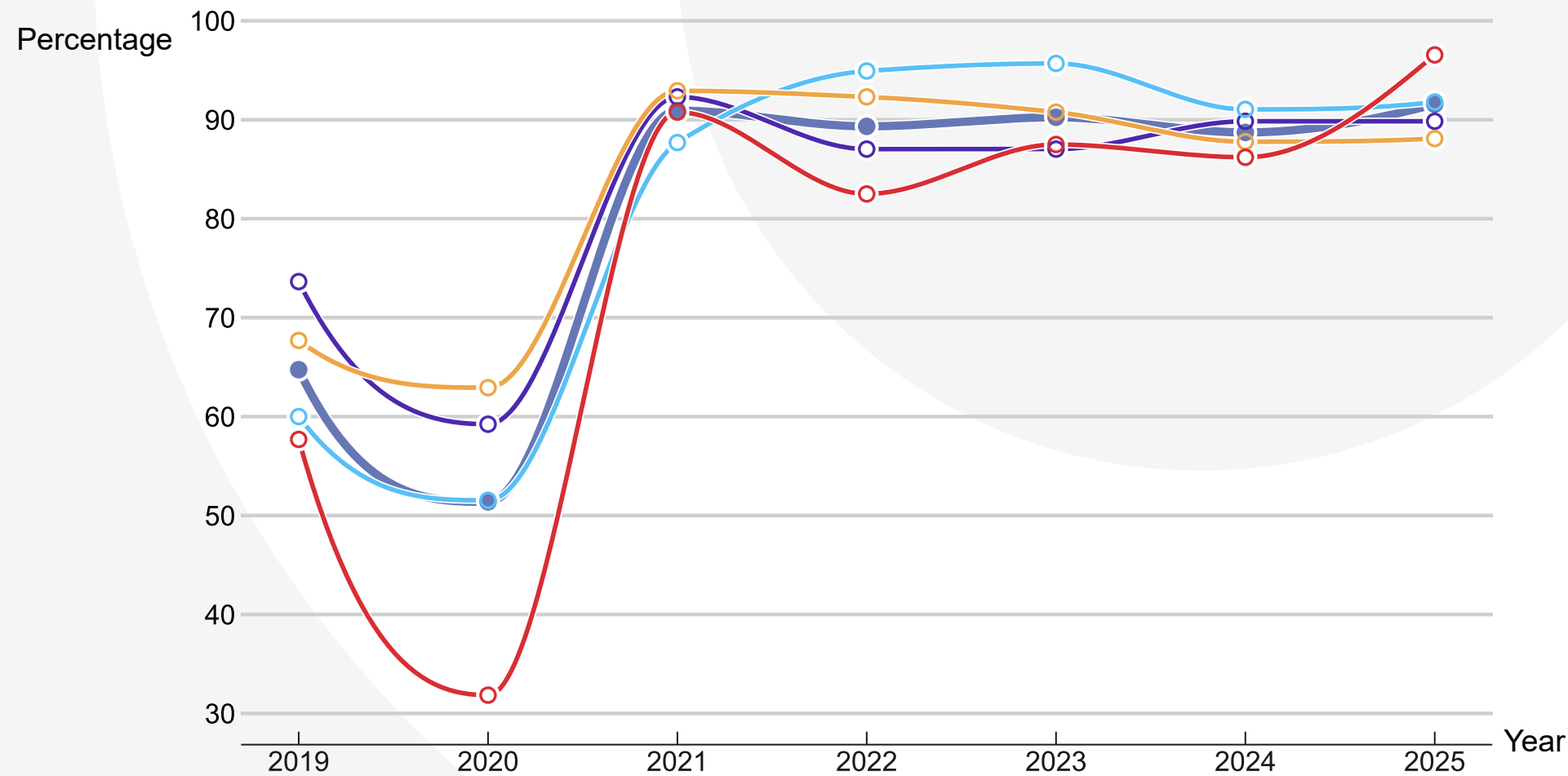


Impact
Investigates how well countries define and measure data reuse, the steps taken to assess reuse and user needs and the presence of reuse examples in the domains of government, society, the environment and the economy.

2025 maturity scores of Norway

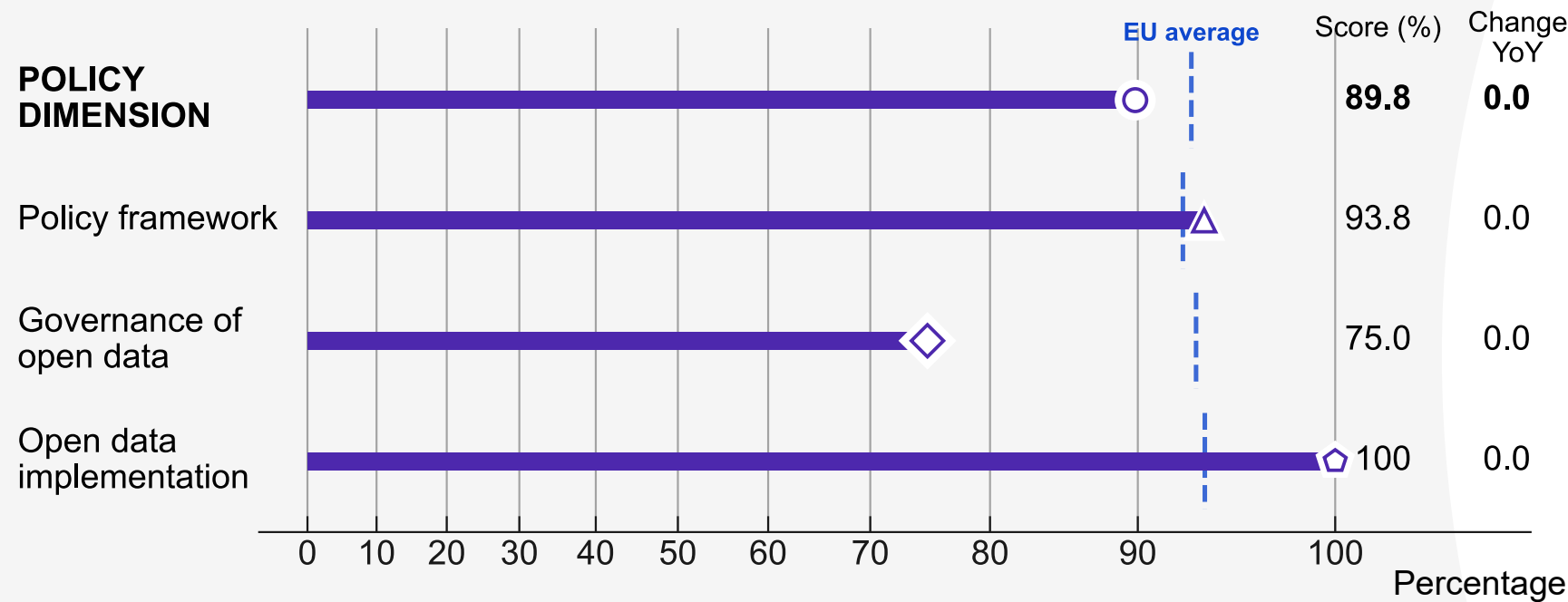


Maturity scores of Norway over time






Policy dimension

2025 policy maturity scores of Norway

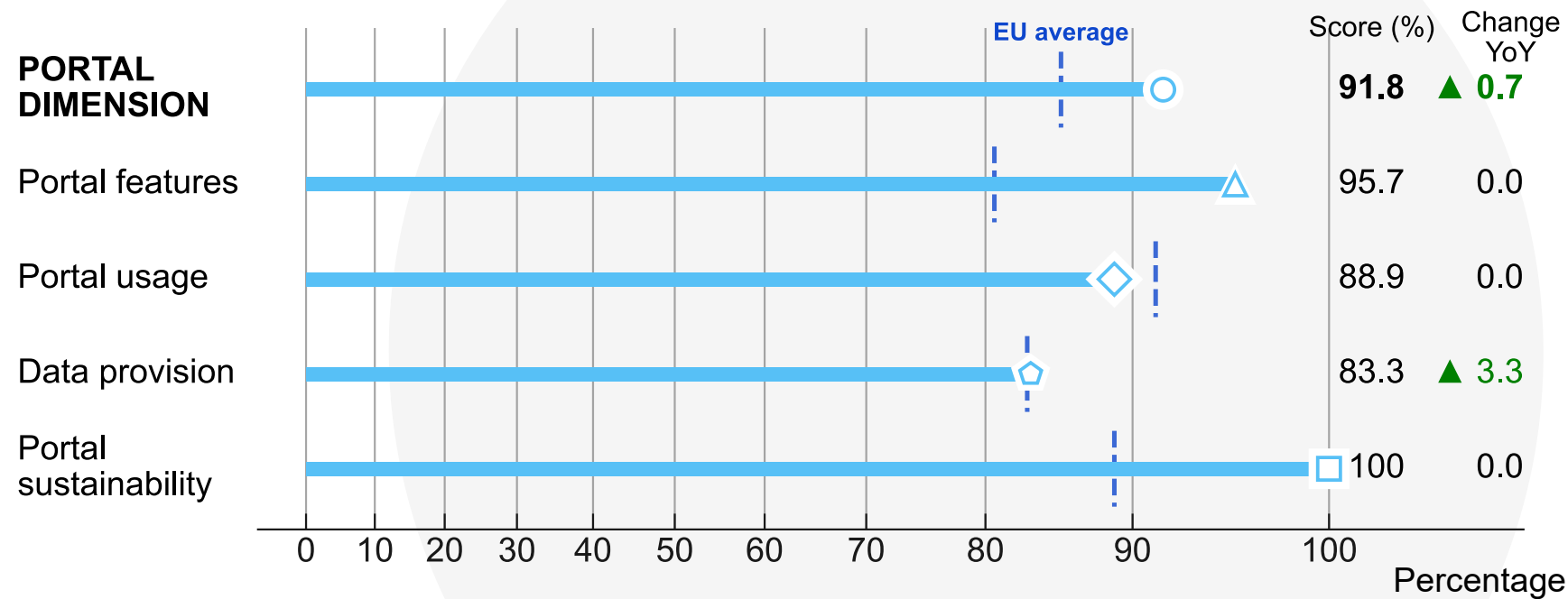


Key questions




- Does the national open data policy/strategy include an action plan?  Yes
- To what degree do local/regional public bodies conduct open data initiatives?  Majority
- Are there processes to ensure that the open data policies/strategy are implemented?  Yes

Portal dimension

2025 portal maturity scores of Norway

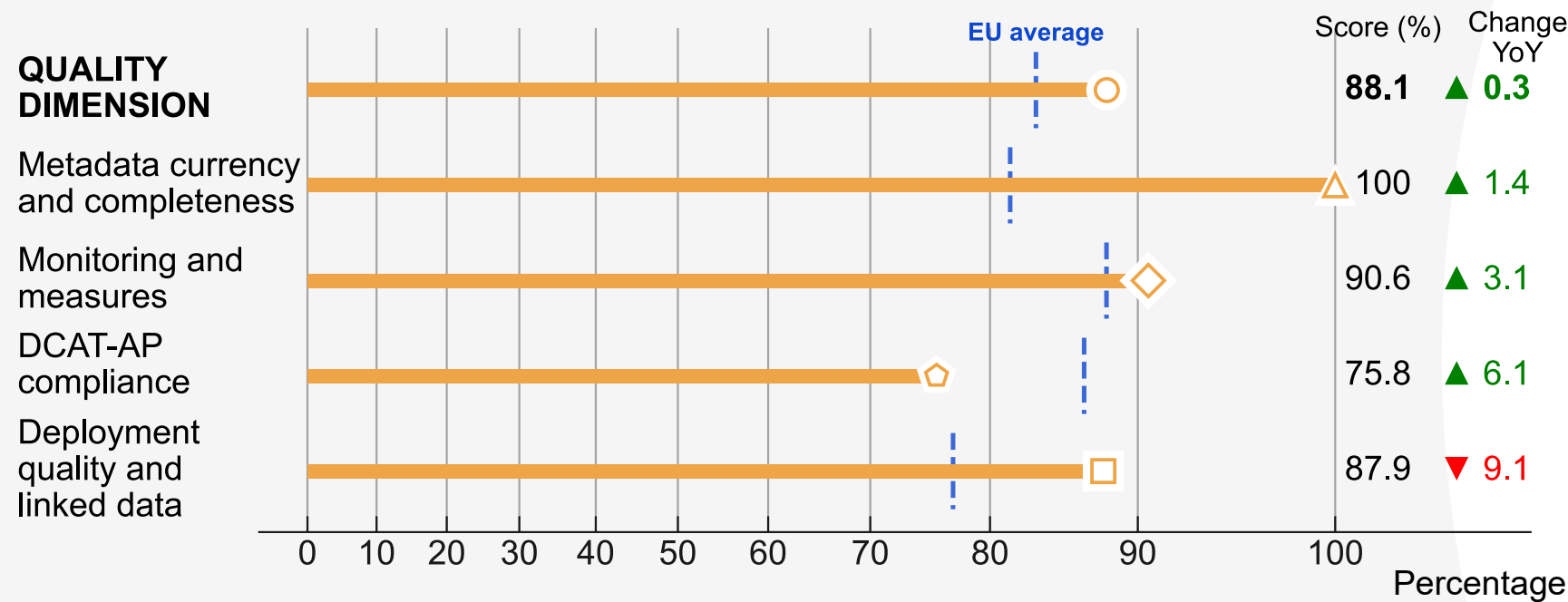


Key questions




- Do you monitor the portal's traffic?  Yes
- To what degree do public sector data providers contribute data to the portal?  Majority
- Does the national portal allow users to see what data exists but cannot be made available as open data?  Yes

Quality dimension

2025 quality maturity scores of Norway

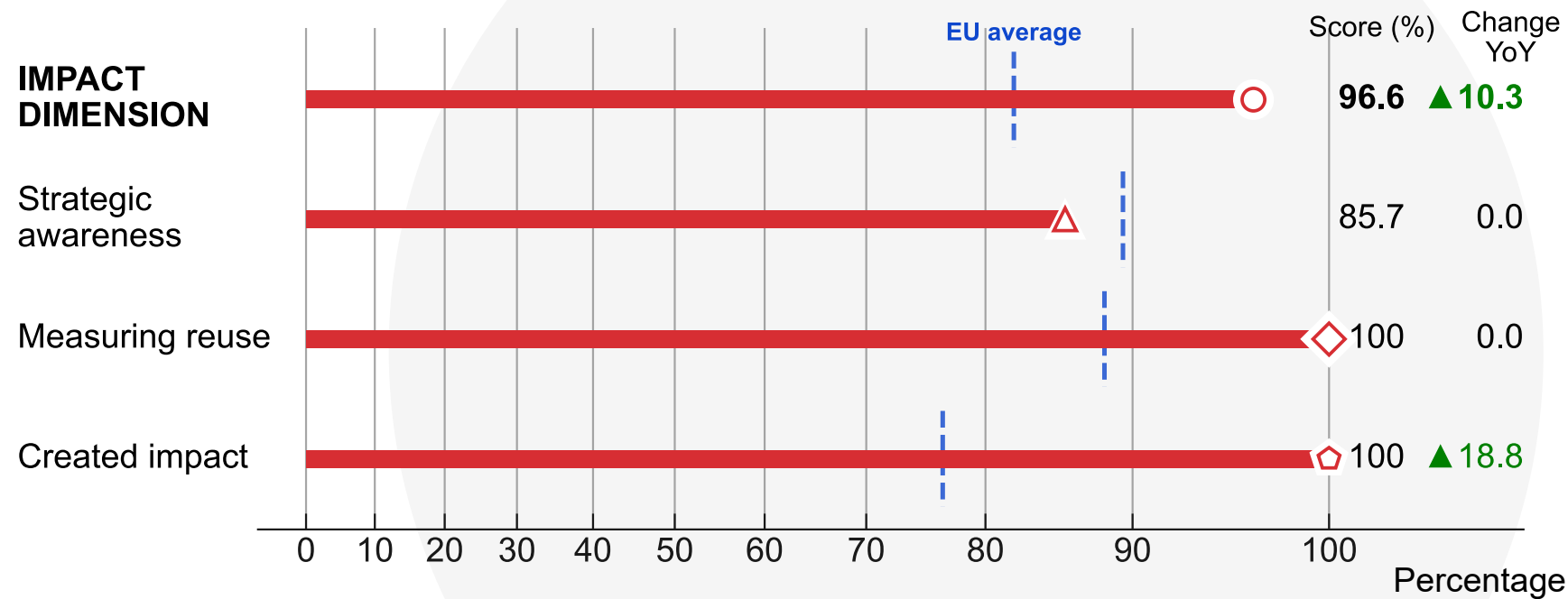


Key questions




- Do you monitor the quality of the metadata available on your portal?  Yes
- Do you set any standards on metadata quality that data providers must abide by?  Yes
- Do you use a model to assess the quality of deployment of data in your country?  Yes

Impact dimension

2025 impact maturity scores of Norway



Key questions

- Do you have a definition of open data reuse in your country?  Yes
- Are there any processes in place to monitor the level of reuse of your country's open data?  Yes
- Do you have a methodology in place to measure the impact of open data?  Yes

Open data maturity

2025 country factsheet

State of play at a glance

Switzerland advanced its open data ecosystem through strategic policy reform, technical modernisation and community-driven impact. A milestone was the implementation of Article 10 of the Federal Act on the Use of Electronic Means for the Fulfilment of Authorities' Tasks, which formalised the 'open by default' principle at the federal level. This legal foundation supports the ongoing Masterplan OGD 2024–2027, which guides federal agencies in publishing machine-readable data and aligns national efforts with EU standards. Cantonal governments also expanded their own open data strategies, reinforcing a multi-level governance approach.

The opendata.swiss portal began transitioning from CKAN to the semantic triple-store-based Piveau platform, with a full launch planned for 2026/2027. This upgrade will enhance metadata expressiveness and interoperability in line with FAIR principles. Several new cantonal portals were also launched, broadening regional data availability.

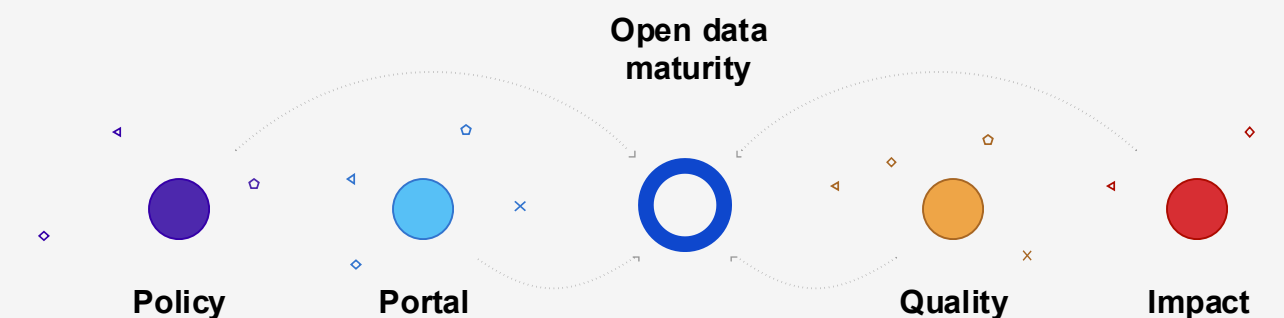
To improve data quality, Switzerland implemented a metadata quality dashboard based on the European metadata quality assessment framework. The national metadata standard, DCAT-AP CH, was upgraded to version 3 and the SHACL checker was enhanced to validate all metadata properties, ensuring completeness and alignment with EU benchmarks.

On the impact front, MeteoSwiss made its meteorological and climatological datasets freely available, significantly expanding public access to high-value environmental data. Continuous monitoring of portal usage and downloads, along with a vibrant open data community and regular events, further supported innovation and cross-sectoral engagement.



Explore more open data maturity insights online at:

<https://data.europa.eu/en/open-data-maturity/2025>



Assessment methodology

Open data maturity is measured on four thematic dimensions: policy, portal, quality and impact. Each dimension contributes an equal 25 % towards the overall maturity score.



Policy
Investigates the open data policies and strategies in place in the countries, the national governance models for managing open data and the measures applied to implement those policies and strategies.



Portal
Investigates the functionality of national open data portals, the extent to which users' needs and behaviour are examined to improve the portal, the availability of open data across different domains and the approach to ensuring the portal's sustainability.

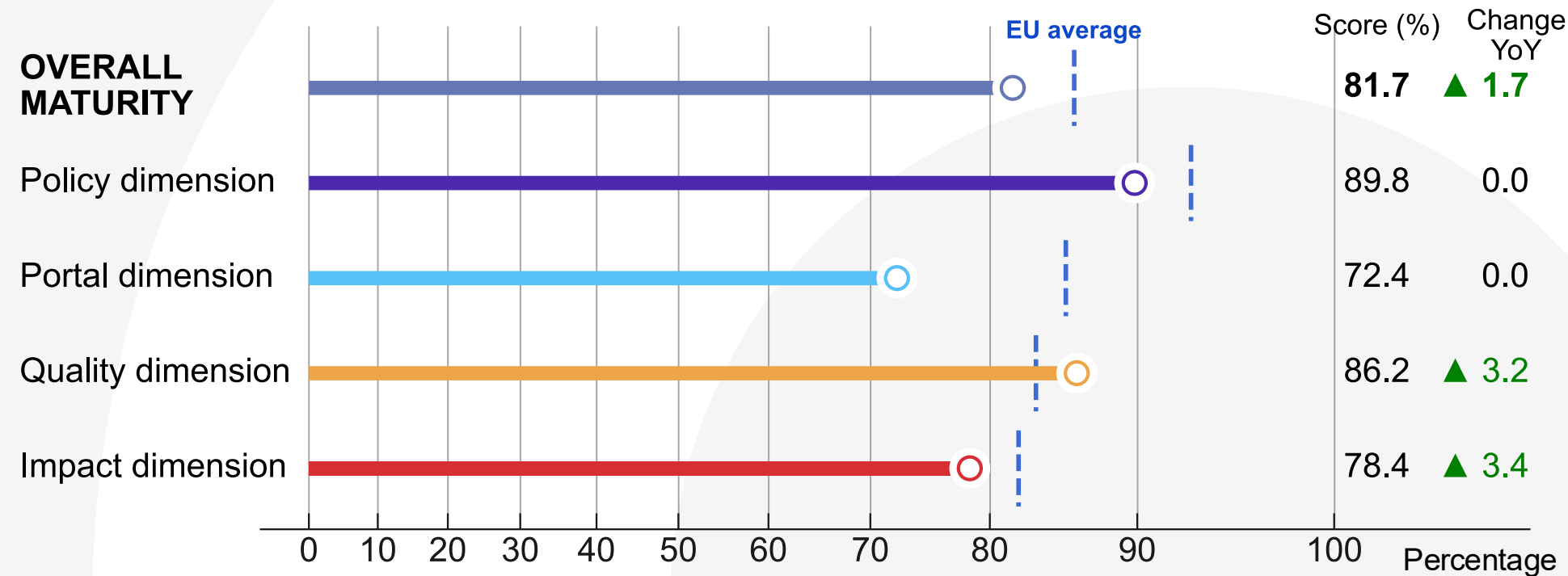


Quality
Investigates the measures adopted by portal managers to ensure the systematic harvesting of metadata, the monitoring of metadata quality and compliance with the DCAT-AP metadata standard and the quality of the deployment of the published data on the national portal.

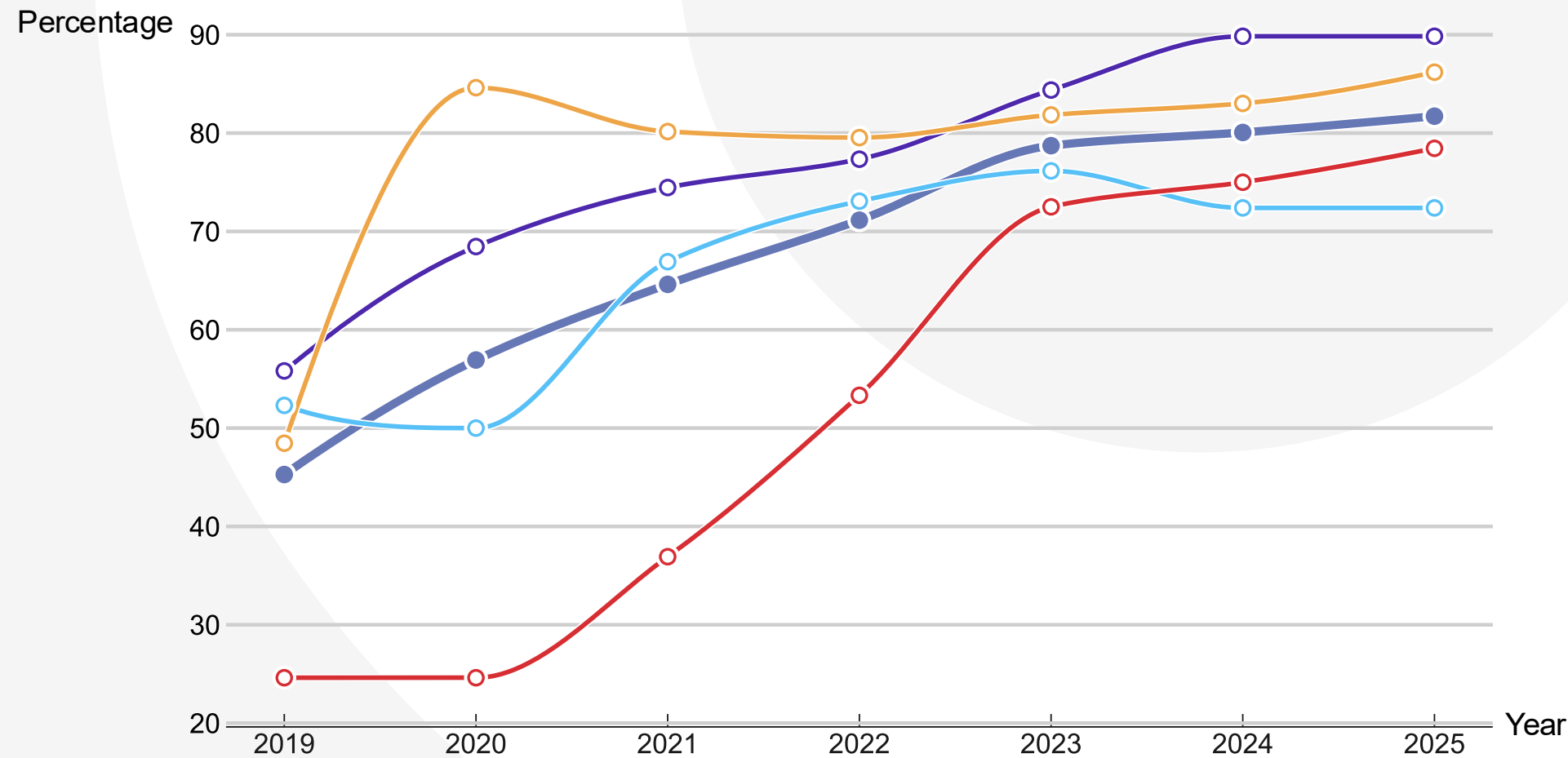


Impact
Investigates how well countries define and measure data reuse, the steps taken to assess reuse and user needs and the presence of reuse examples in the domains of government, society, the environment and the economy.

2025 maturity scores of Switzerland

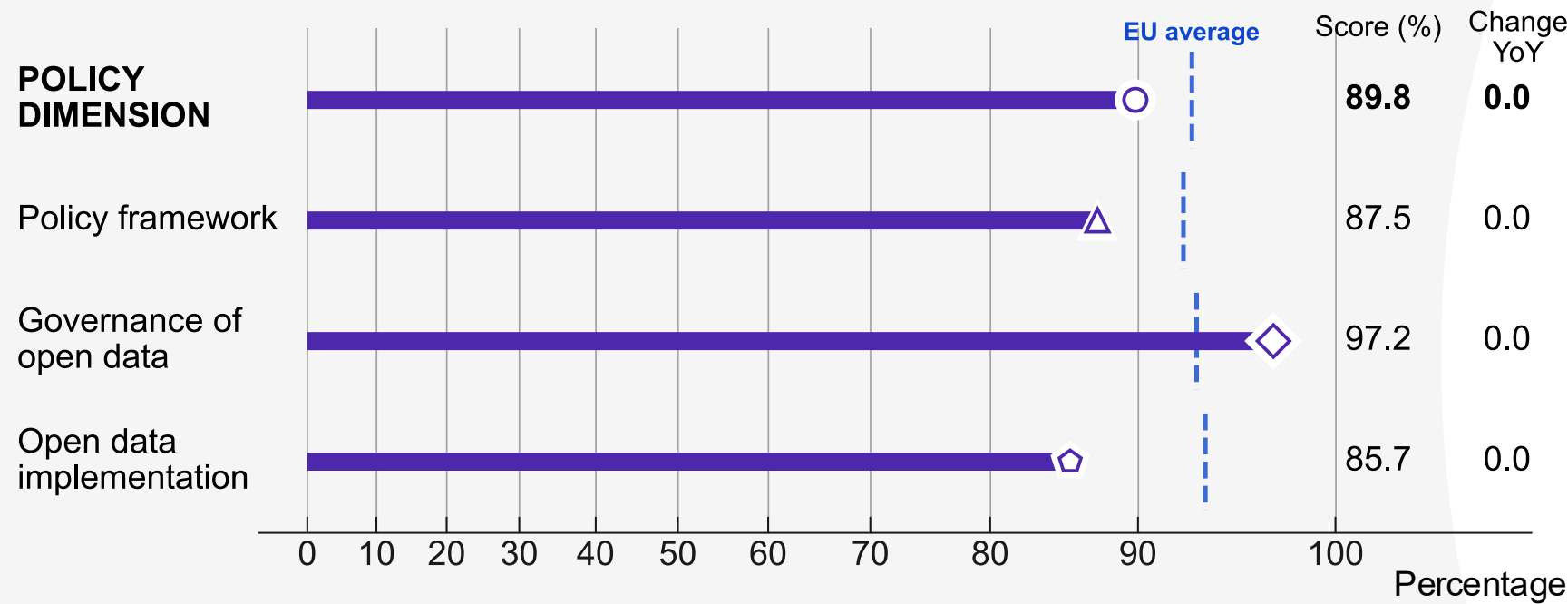


Maturity scores of Switzerland over time






Policy dimension

2025 policy maturity scores of Switzerland

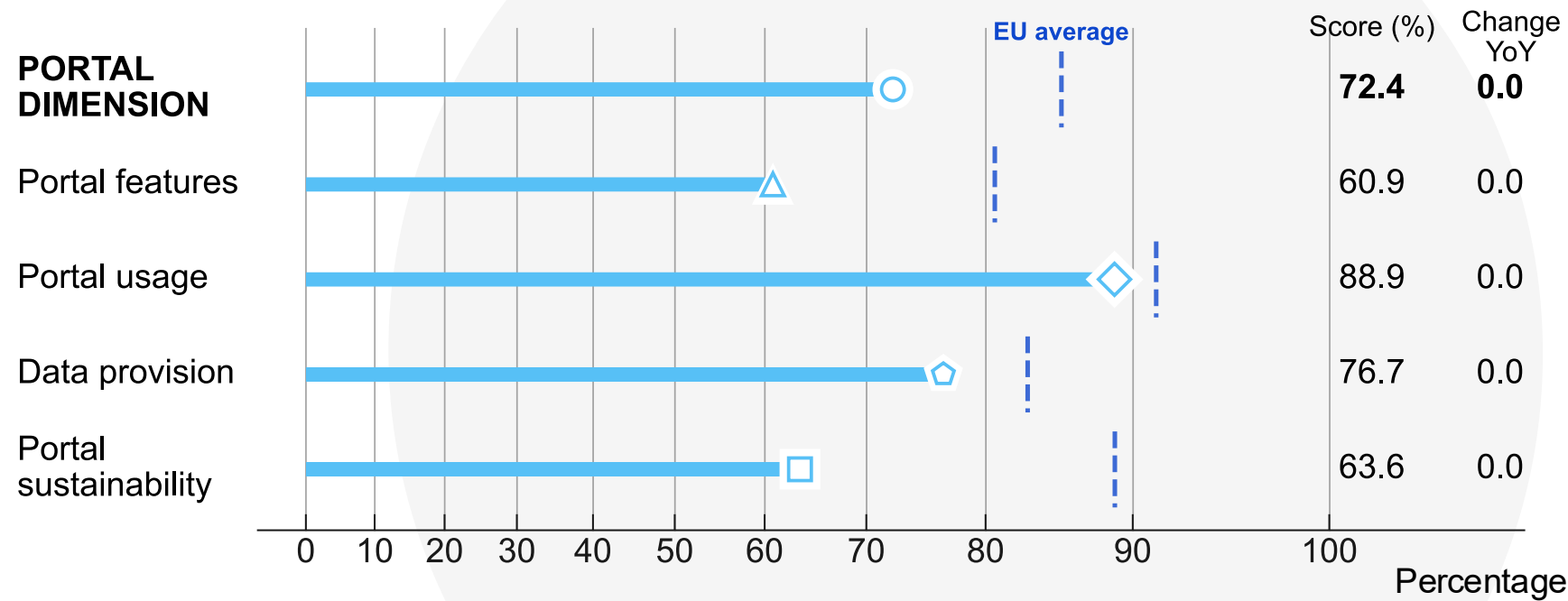


Key questions




- Does the national open data policy/strategy include an action plan?  Yes
- To what degree do local/regional public bodies conduct open data initiatives?  Majority
- Are there processes to ensure that the open data policies/strategy are implemented?  Yes

Portal dimension

2025 portal maturity scores of Switzerland

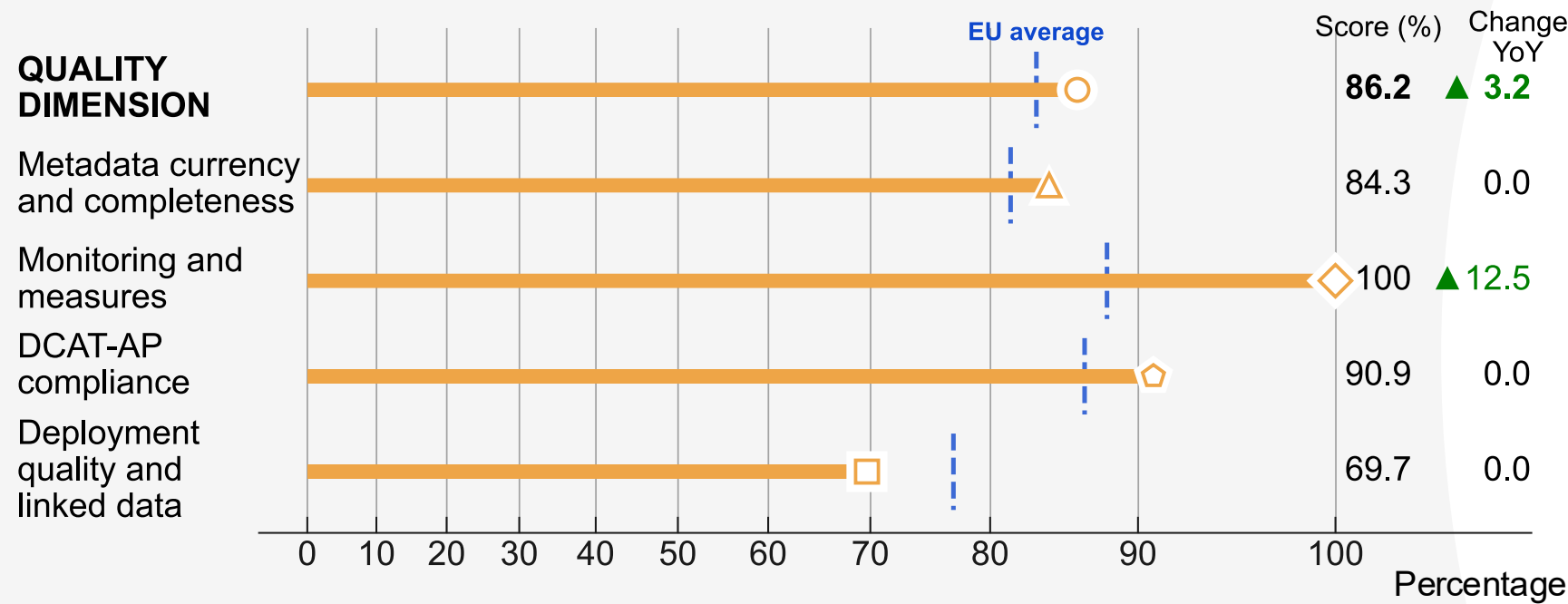


Key questions




- Do you monitor the portal's traffic?  Yes
- To what degree do public sector data providers contribute data to the portal?  About half
- Does the national portal allow users to see what data exists but cannot be made available as open data?  Yes

Quality dimension

2025 quality maturity scores of Switzerland

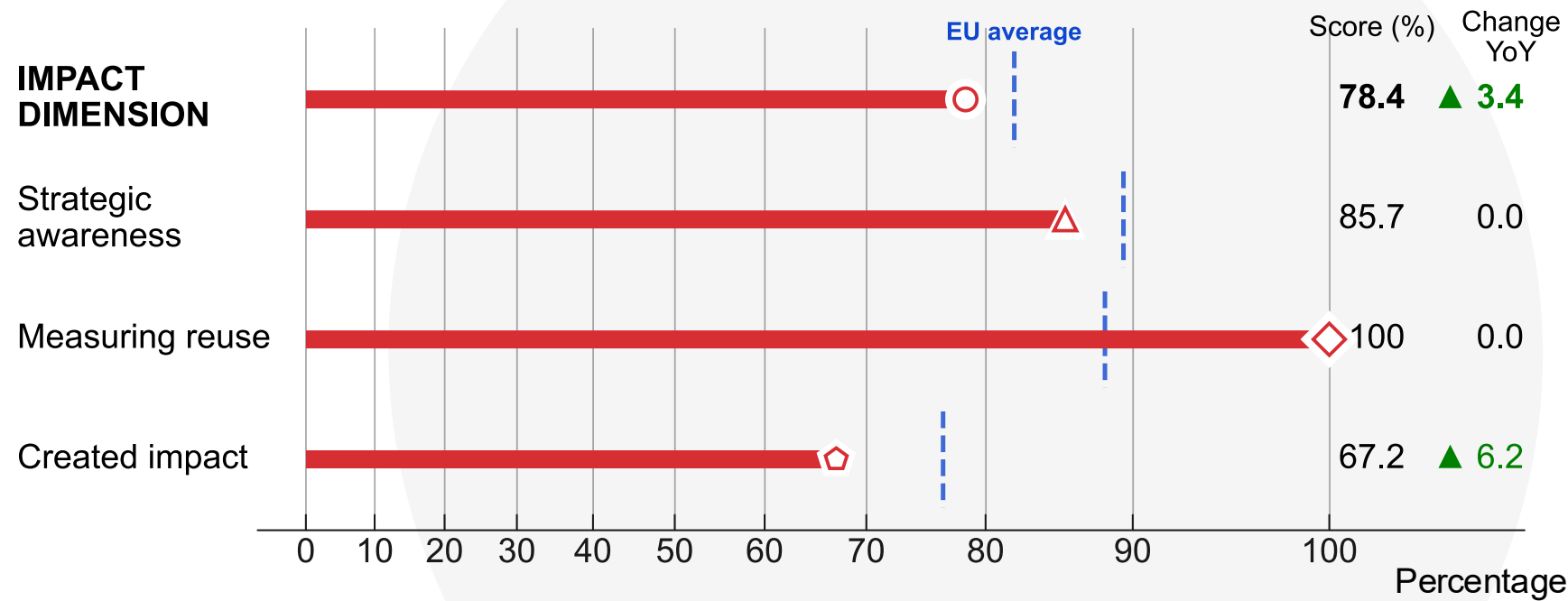


Key questions




- Do you monitor the quality of the metadata available on your portal?  Yes
- Do you set any standards on metadata quality that data providers must abide by?  Yes
- Do you use a model to assess the quality of deployment of data in your country?  Yes

Impact dimension

2025 impact maturity scores of Switzerland



Key questions

- Do you have a definition of open data reuse in your country?  No
- Are there any processes in place to monitor the level of reuse of your country's open data?  Yes
- Do you have a methodology in place to measure the impact of open data?  Yes

Open data maturity

2025 country factsheet

State of play at a glance

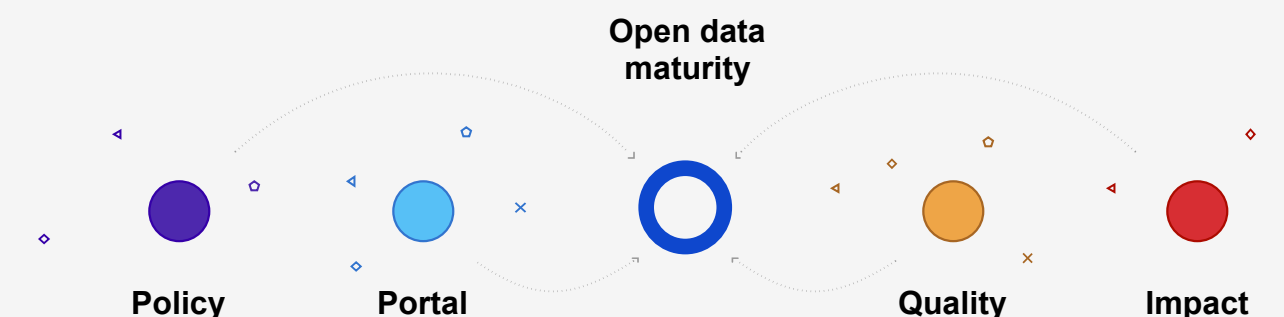
Albania made progress in strengthening its open data ecosystem through portal modernisation, legal implementation and strategic engagement. It launched an upgraded national open data portal (opendata.gov.al), which introduced advanced features such as support for SPARQL queries, enhanced metadata quality, DCAT-AP compliance and dataset similarity discovery. The portal now offers data in multiple machine-readable formats and is optimised for performance across devices, significantly improving accessibility and usability for researchers, developers and the public compared with the previous version of the portal.

On the policy front, Albania reinforced its commitment to transparency and reuse through active implementation of the Open Data Directive (Directive (EU) 2019/1024). Events organised by the Commissioner for the Right to Information and National Agency for Information Society in Albania, in collaboration with the World Bank, facilitated multi-stakeholder dialogue and showcased best European practices. These gatherings helped assess Albania's readiness and fostered institutional awareness of open data's strategic value.



Explore more open data maturity insights online at:

<https://data.europa.eu/en/open-data-maturity/2025>



Assessment methodology

Open data maturity is measured on four thematic dimensions: policy, portal, quality and impact. Each dimension contributes an equal 25 % towards the overall maturity score.



Policy
Investigates the open data policies and strategies in place in the countries, the national governance models for managing open data and the measures applied to implement those policies and strategies.



Portal
Investigates the functionality of national open data portals, the extent to which users’ needs and behaviour are examined to improve the portal, the availability of open data across different domains and the approach to ensuring the portal’s sustainability.

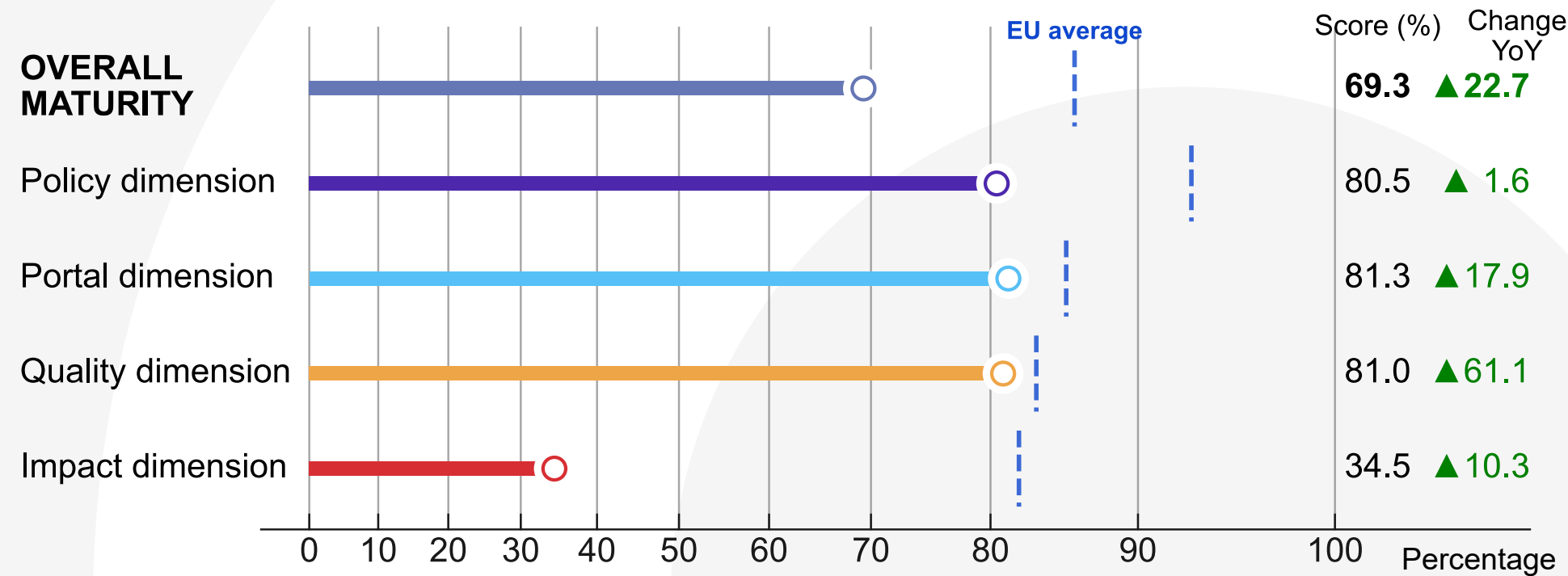


Quality
Investigates the measures adopted by portal managers to ensure the systematic harvesting of metadata, the monitoring of metadata quality and compliance with the DCAT-AP metadata standard and the quality of the deployment of the published data on the national portal.

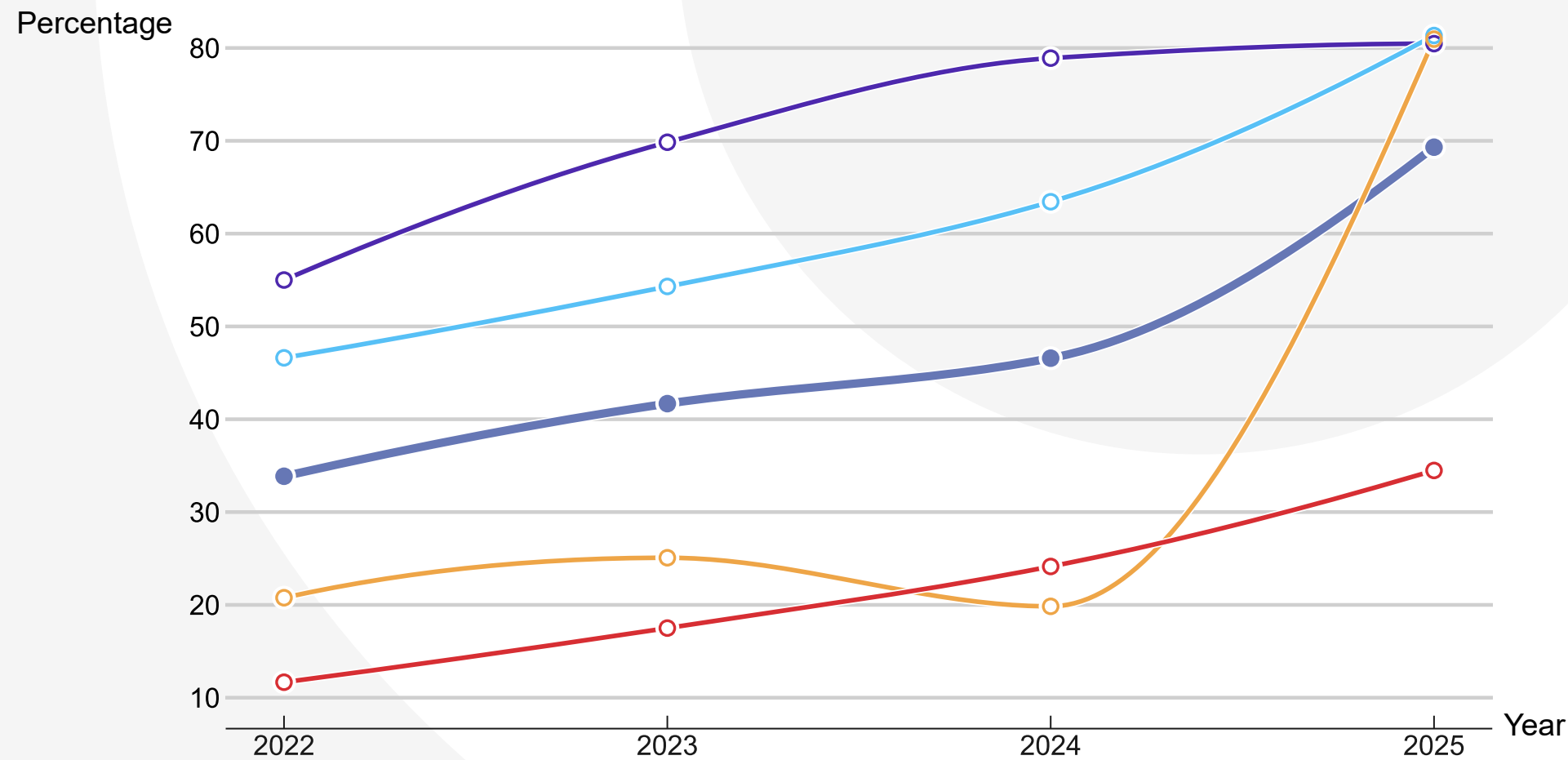


Impact
Investigates how well countries define and measure data reuse, the steps taken to assess reuse and user needs and the presence of reuse examples in the domains of government, society, the environment and the economy.

2025 maturity scores of Albania

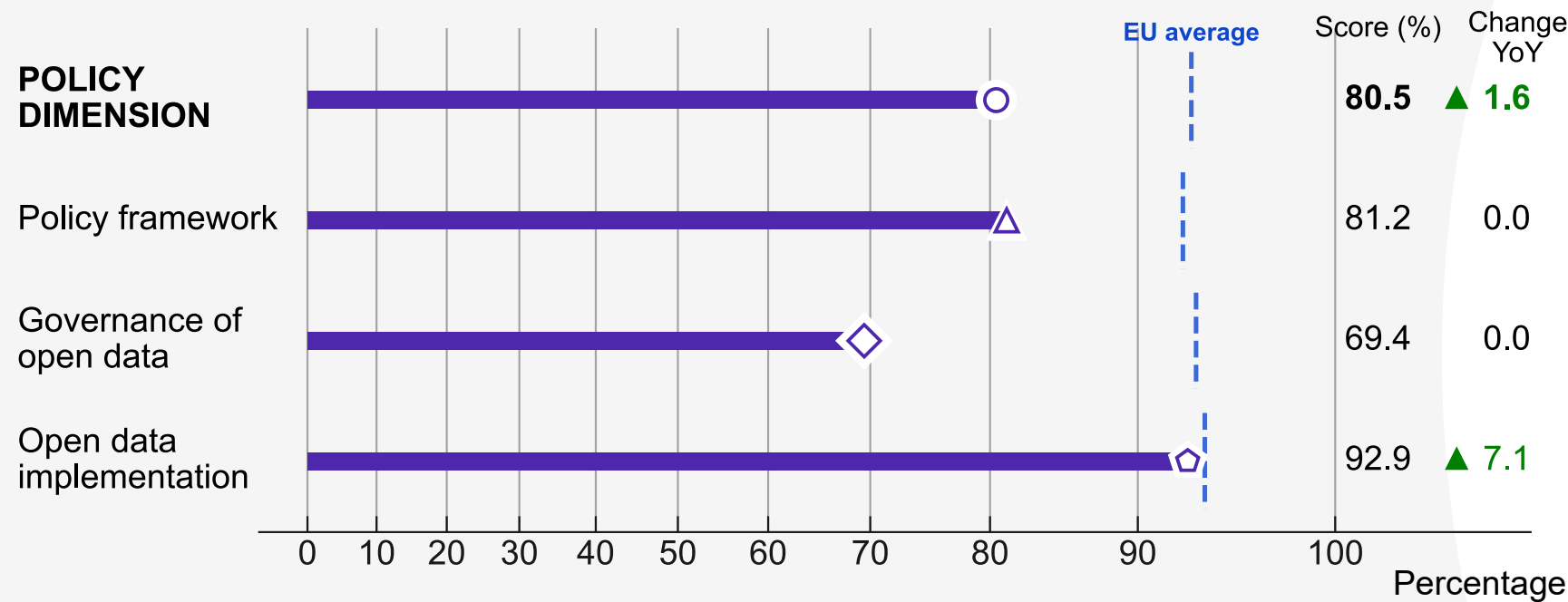


Maturity scores of Albania over time



Policy dimension

2025 policy maturity scores of Albania

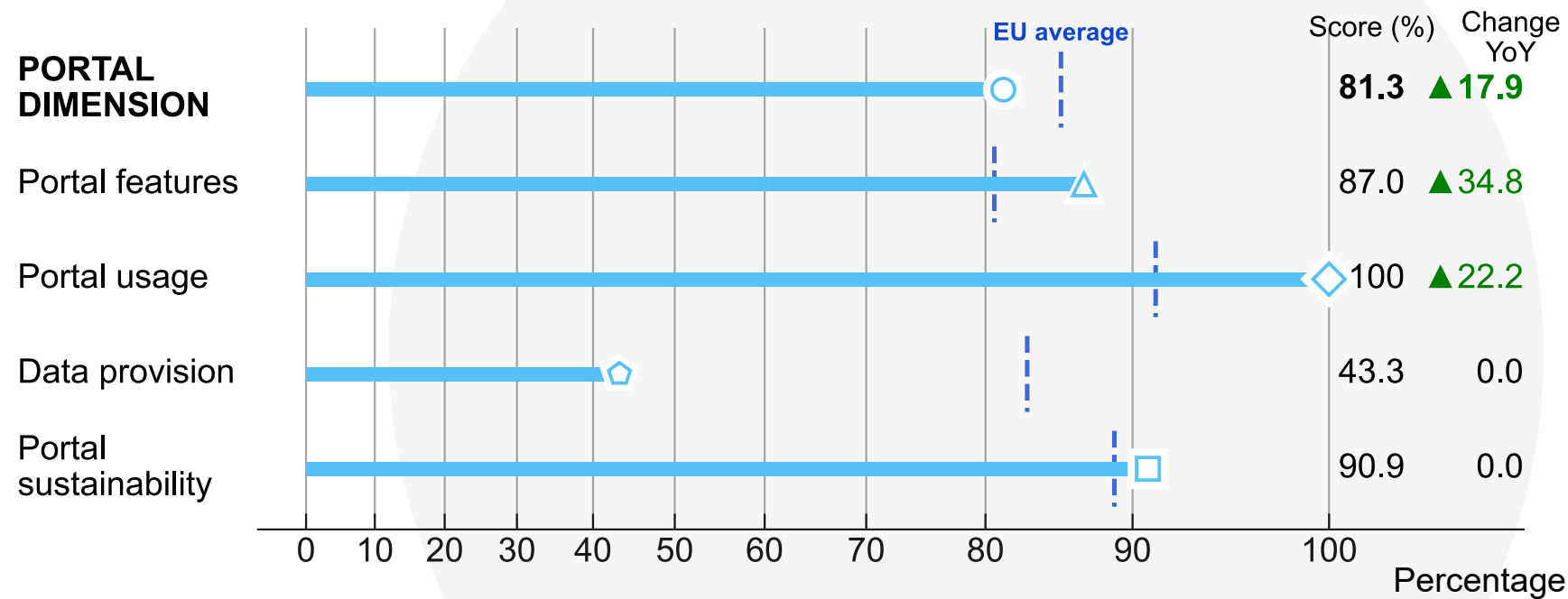


Key questions

- Does the national open data policy/strategy include an action plan? Yes
- To what degree do local/regional public bodies conduct open data initiatives? Few
- Are there processes to ensure that the open data policies/strategy are implemented? Yes

Portal dimension

2025 portal maturity scores of Albania

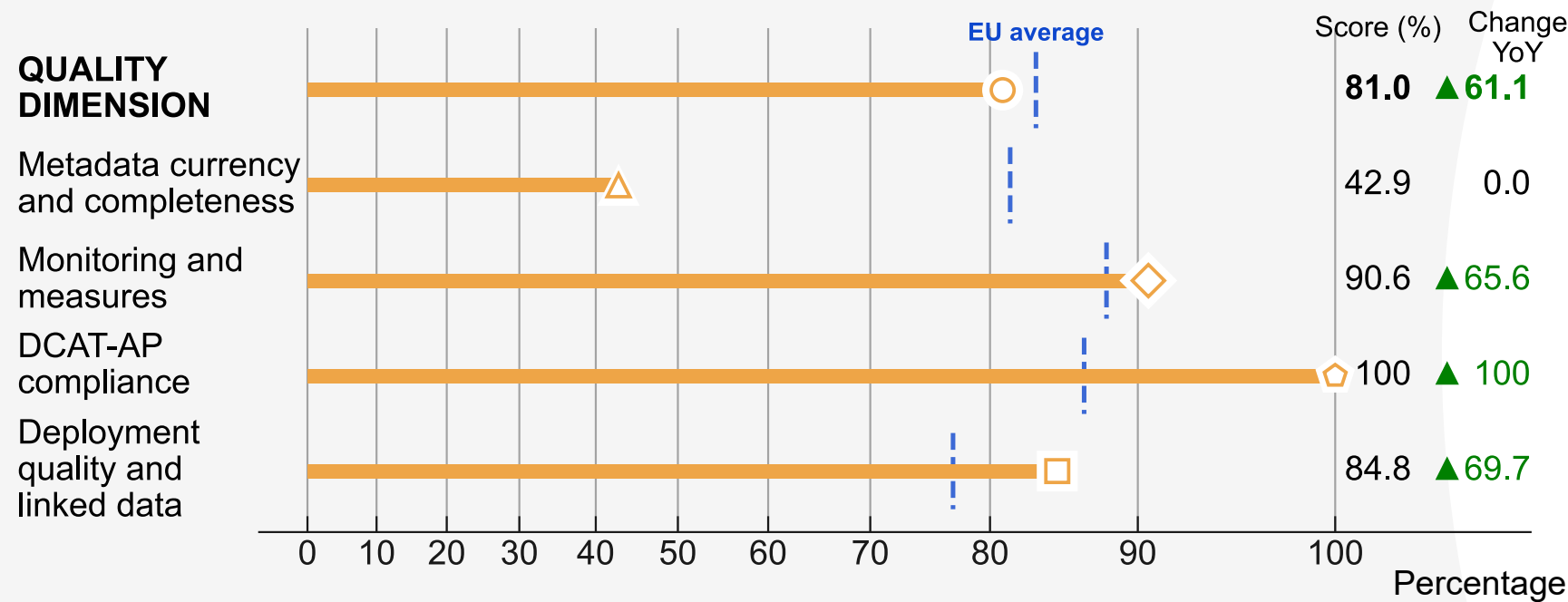


Key questions




- Do you monitor the portal's traffic? Yes
- To what degree do public sector data providers contribute data to the portal? About half
- Does the national portal allow users to see what data exists but cannot be made available as open data? No

Quality dimension

2025 quality maturity scores of Albania

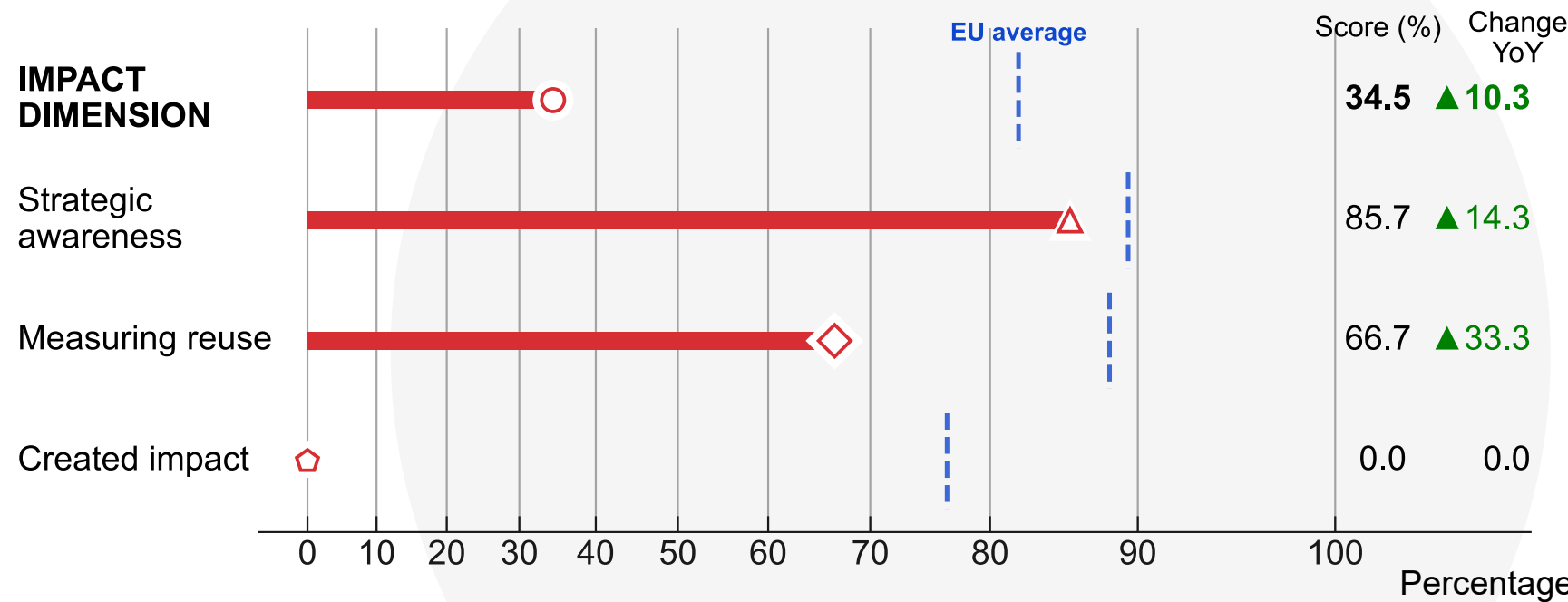


Key questions




- Do you monitor the quality of the metadata available on your portal?  Yes
- Do you set any standards on metadata quality that data providers must abide by?  Yes
- Do you use a model to assess the quality of deployment of data in your country?  Yes

Impact dimension

2025 impact maturity scores of Albania



Key questions

- Do you have a definition of open data reuse in your country?  Yes
- Are there any processes in place to monitor the level of reuse of your country's open data?  No
- Do you have a methodology in place to measure the impact of open data?  Yes

Open data maturity

2025 country factsheet

State of play at a glance

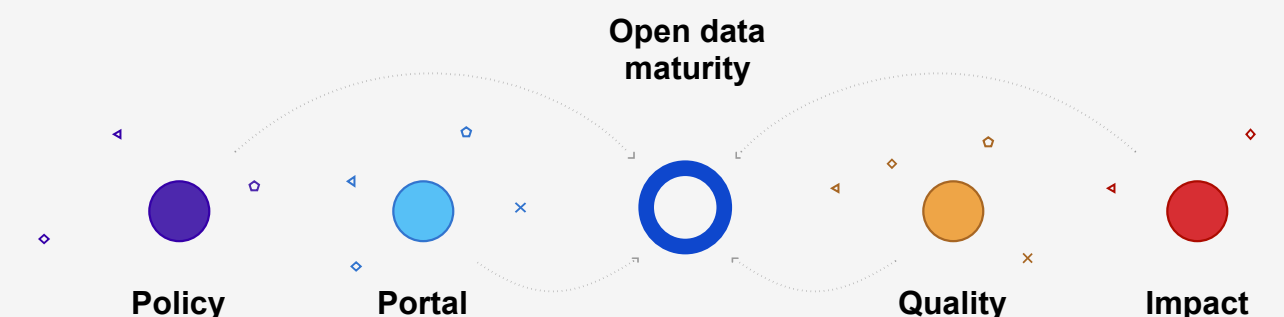
Bosnia and Herzegovina is in the early stages of developing an open data ecosystem. Fairly recently (in 2023) the law on freedom of information access was adopted, which regulates aspects relating to information portals and open data. Various actions are being implemented under the Public Administration Reform Strategic Framework, such as enabling the publication of public data suitable for commercial and social reuse (open administration), establishing an open data portal and developing proposals to amend the Law on Personal Data Protection in order to enable optimal and efficient provision of services, both in person and online.

Bosnia and Herzegovina 



Explore more open data maturity insights online at:

<https://data.europa.eu/en/open-data-maturity/2025>



Assessment methodology

Open data maturity is measured on four thematic dimensions: policy, portal, quality and impact. Each dimension contributes an equal 25 % towards the overall maturity score.



Policy
Investigates the open data policies and strategies in place in the countries, the national governance models for managing open data and the measures applied to implement those policies and strategies.



Portal
Investigates the functionality of national open data portals, the extent to which users’ needs and behaviour are examined to improve the portal, the availability of open data across different domains and the approach to ensuring the portal’s sustainability.

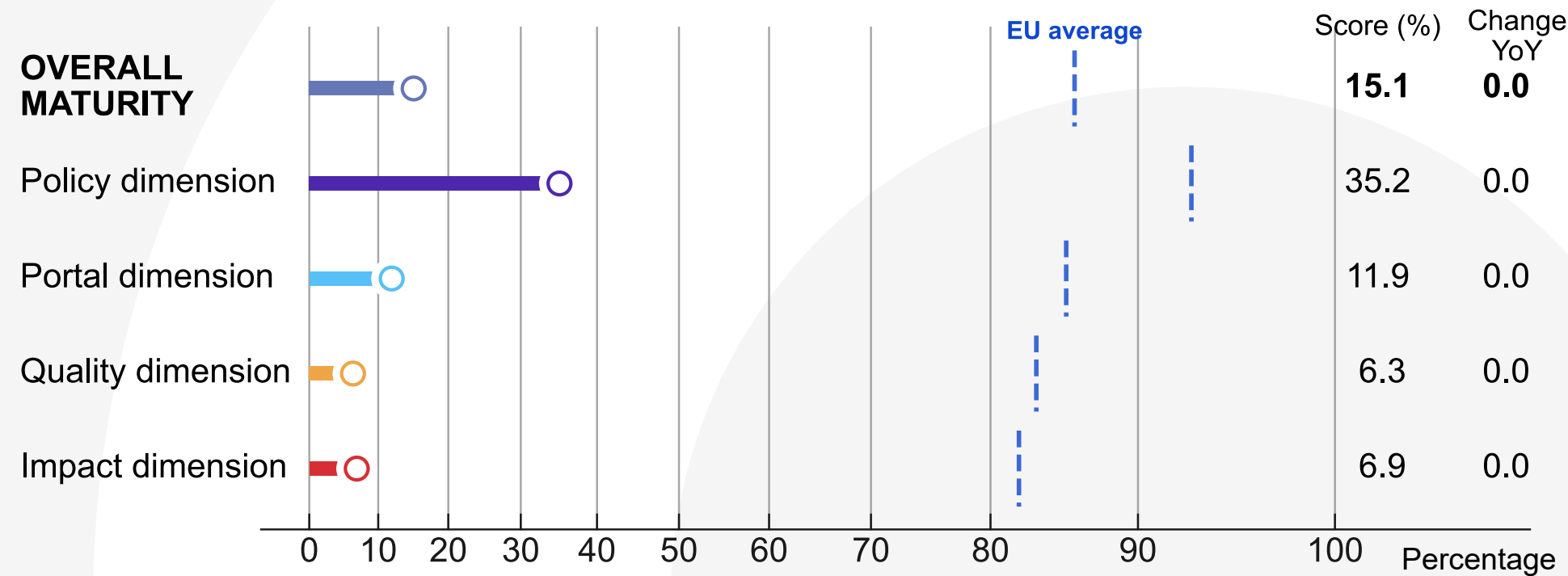


Quality
Investigates the measures adopted by portal managers to ensure the systematic harvesting of metadata, the monitoring of metadata quality and compliance with the DCAT-AP metadata standard and the quality of the deployment of the published data on the national portal.

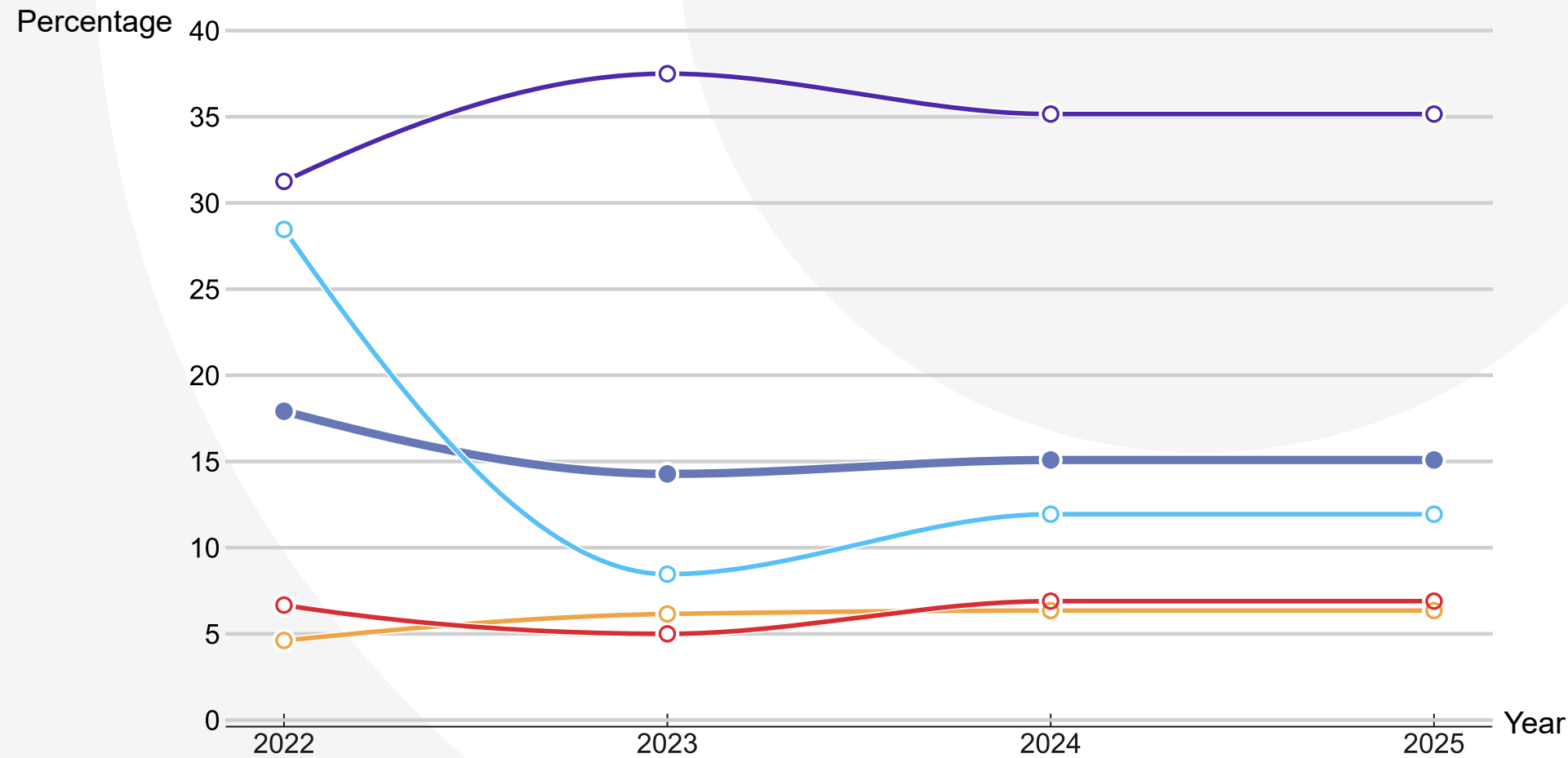


Impact
Investigates how well countries define and measure data reuse, the steps taken to assess reuse and user needs and the presence of reuse examples in the domains of government, society, the environment and the economy.

2025 maturity scores of Bosnia and Herzegovina

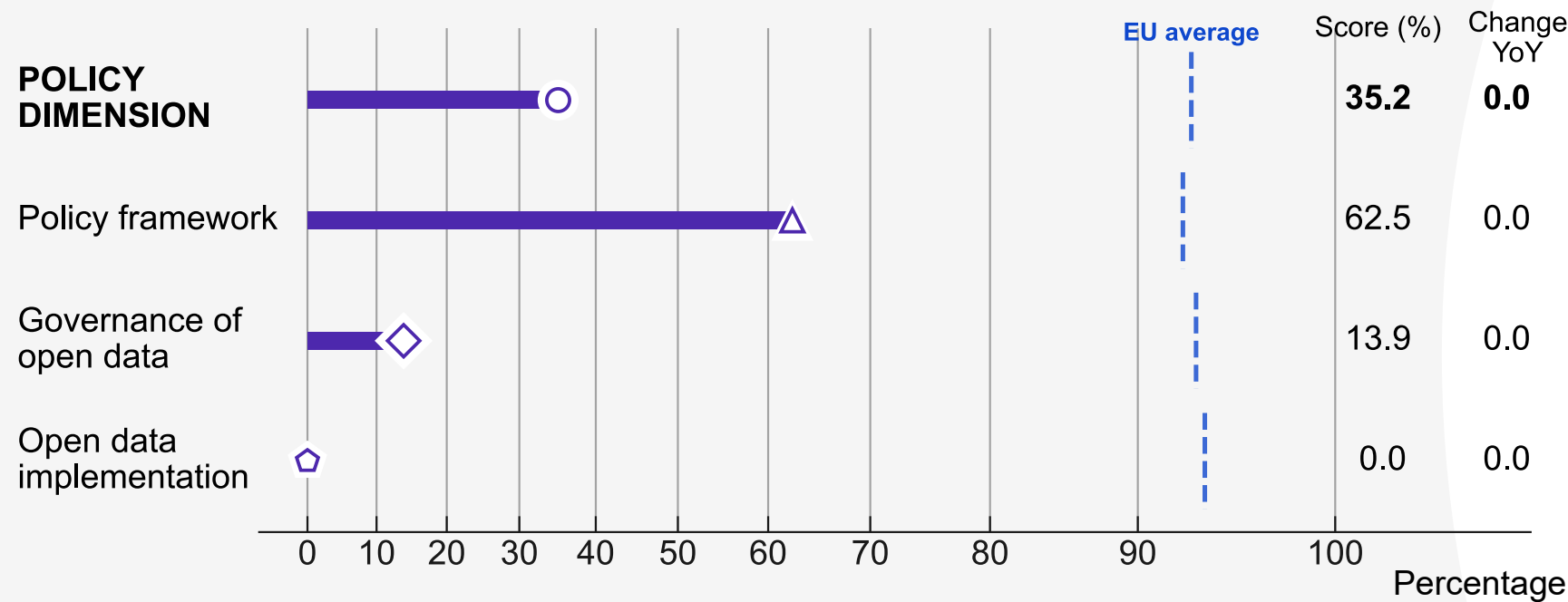


Maturity scores of Bosnia and Herzegovina over time






Policy dimension

2025 policy maturity scores of Bosnia and Herzegovina

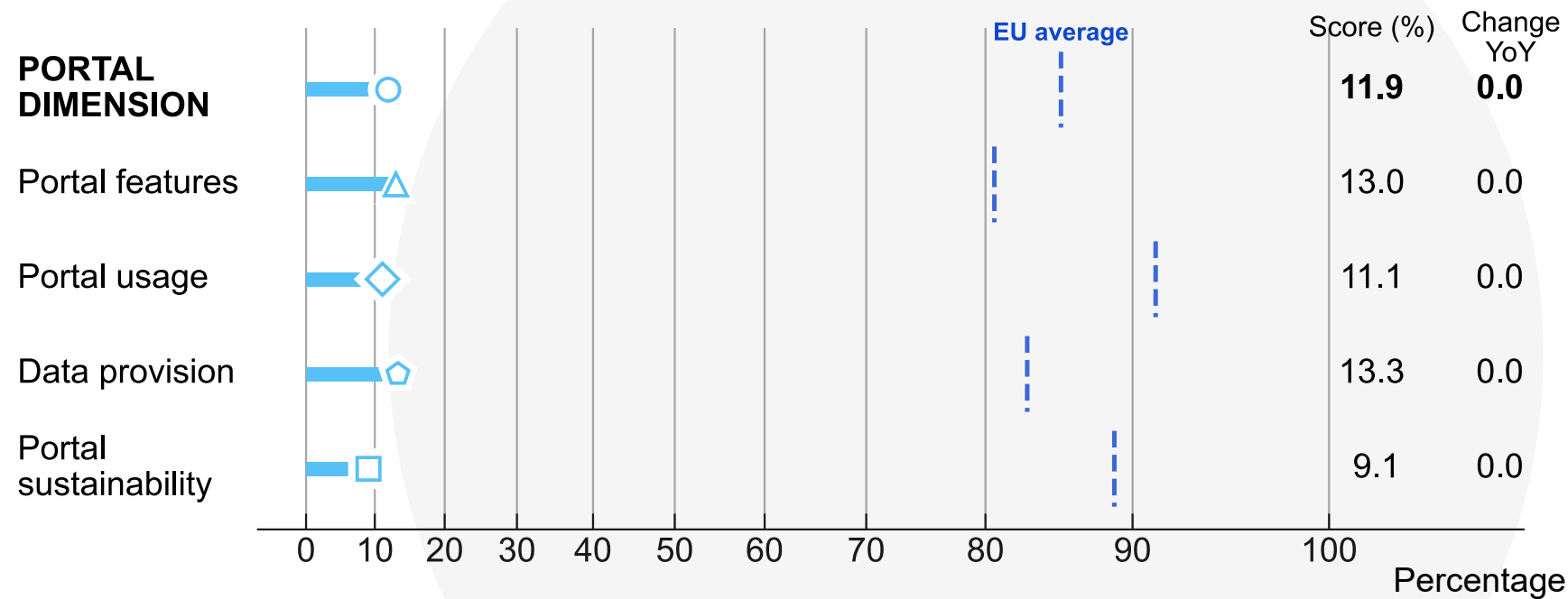


Key questions




- Does the national open data policy/strategy include an action plan?  Yes
- To what degree do local/regional public bodies conduct open data initiatives?  Few
- Are there processes to ensure that the open data policies/strategy are implemented?  No

Portal dimension

2025 portal maturity scores of Bosnia and Herzegovina

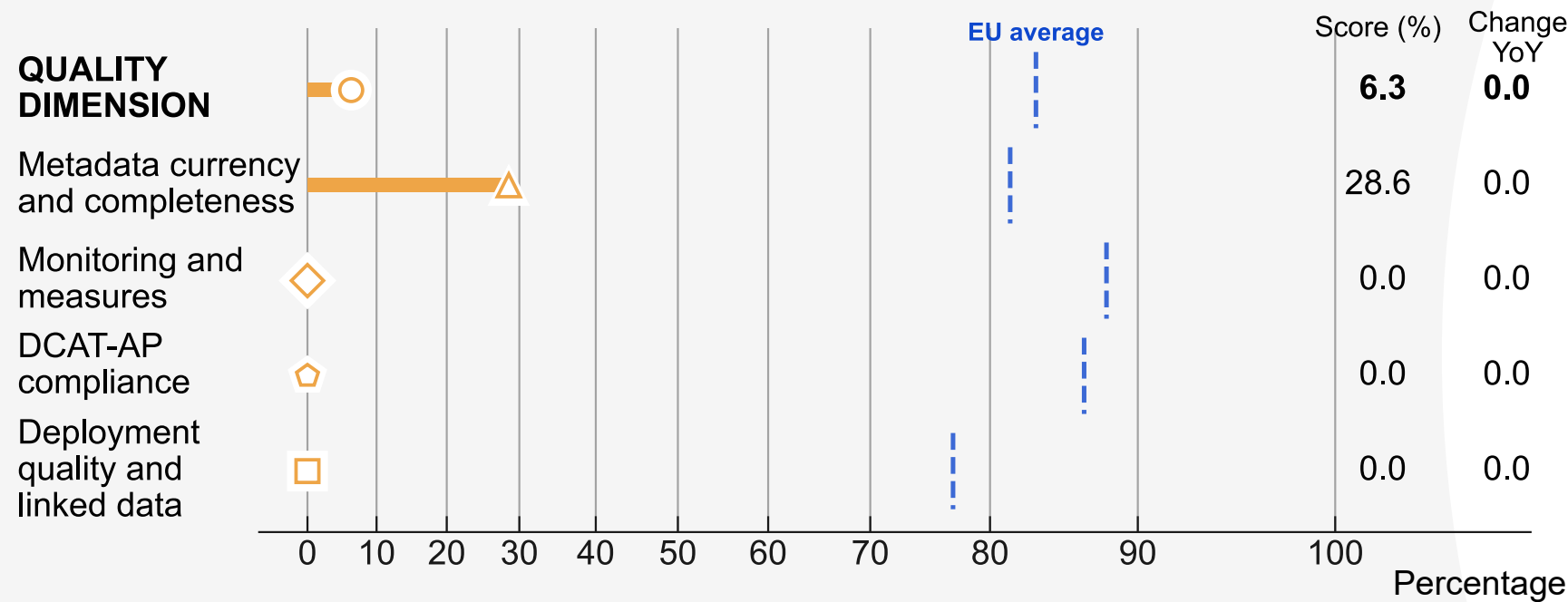


Key questions

- Do you monitor the portal's traffic?  Yes
- To what degree do public sector data providers contribute data to the portal?  Few
- Does the national portal allow users to see what data exists but cannot be made available as open data?  No

Quality dimension

2025 quality maturity scores of Bosnia and Herzegovina

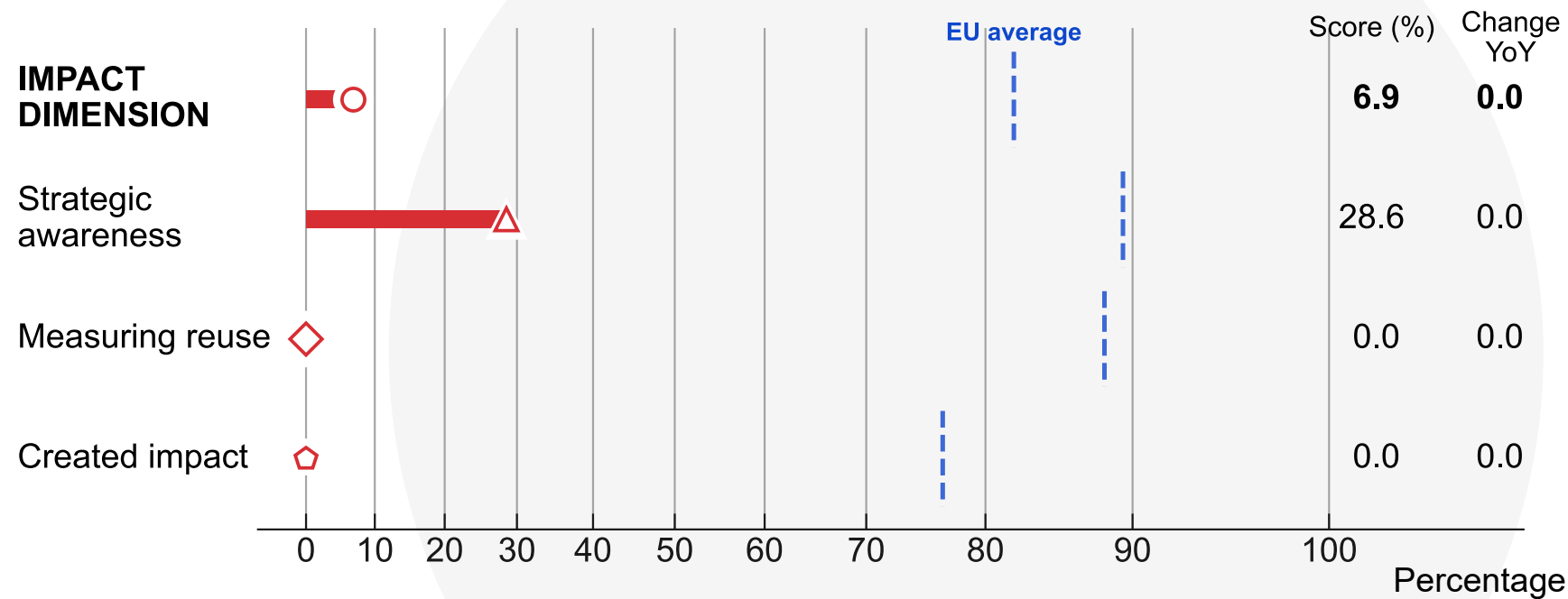


Key questions

- Do you monitor the quality of the metadata available on your portal? No
- Do you set any standards on metadata quality that data providers must abide by? No
- Do you use a model to assess the quality of deployment of data in your country? No

Impact dimension

2025 impact maturity scores of Bosnia and Herzegovina



Key questions

- Do you have a definition of open data reuse in your country? No
- Are there any processes in place to monitor the level of reuse of your country's open data? No
- Do you have a methodology in place to measure the impact of open data? No

Open data maturity

2025 country factsheet

State of play at a glance

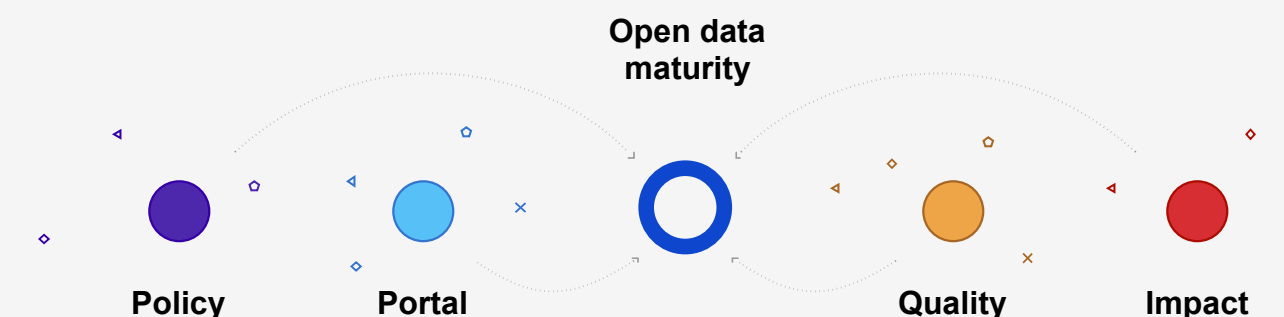
Montenegro made progress in strengthening its open data ecosystem through legislative reform, infrastructure renewal and stakeholder engagement. A new national open data portal (data.gov.me) was launched in December 2024 following recovery efforts from a major cyber-attack, offering a modern platform for data publication, discovery and reuse. The portal redesign also introduced mechanisms for monitoring data quality and emphasised the publication of high-value datasets.

Montenegro aligned its draft Law on Open Data with the Open Data Directive (Directive (EU) 2019/1024), reinforcing its commitment to transparency and digital transformation. Strategic policy developments included the adoption of the Law on Free Access to Information, accession to the Open Government Partnership and the implementation of the Digital Transformation and Public Administration Reform Strategies (2022–2026). Open data is increasingly used by the private sector, media and civil society, contributing to innovation, e-services and community empowerment.



Explore more open data maturity insights online at:

<https://data.europa.eu/en/open-data-maturity/2025>



Assessment methodology

Open data maturity is measured on four thematic dimensions: policy, portal, quality and impact. Each dimension contributes an equal 25 % towards the overall maturity score.



Policy
Investigates the open data policies and strategies in place in the countries, the national governance models for managing open data and the measures applied to implement those policies and strategies.



Portal
Investigates the functionality of national open data portals, the extent to which users' needs and behaviour are examined to improve the portal, the availability of open data across different domains and the approach to ensuring the portal's sustainability.

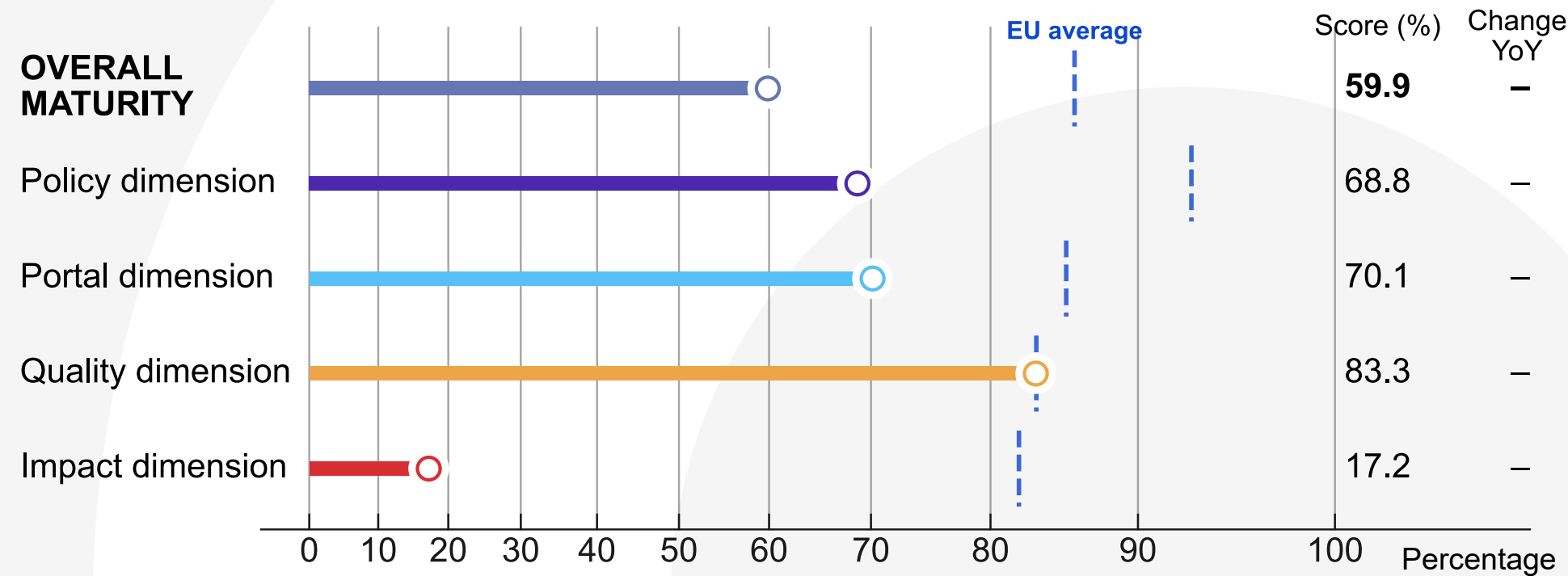


Quality
Investigates the measures adopted by portal managers to ensure the systematic harvesting of metadata, the monitoring of metadata quality and compliance with the DCAT-AP metadata standard and the quality of the deployment of the published data on the national portal.

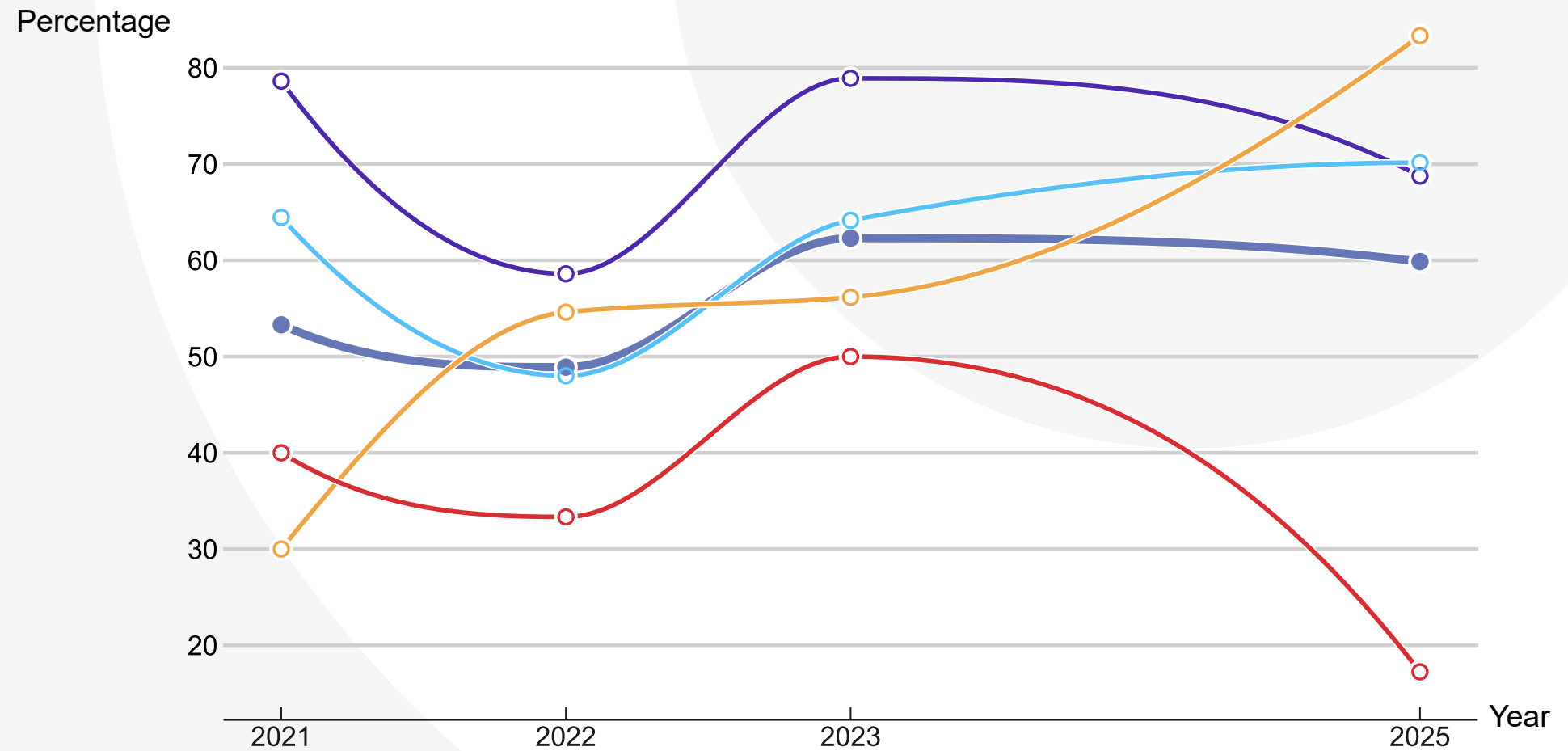


Impact
Investigates how well countries define and measure data reuse, the steps taken to assess reuse and user needs and the presence of reuse examples in the domains of government, society, the environment and the economy.

2025 maturity scores of Montenegro

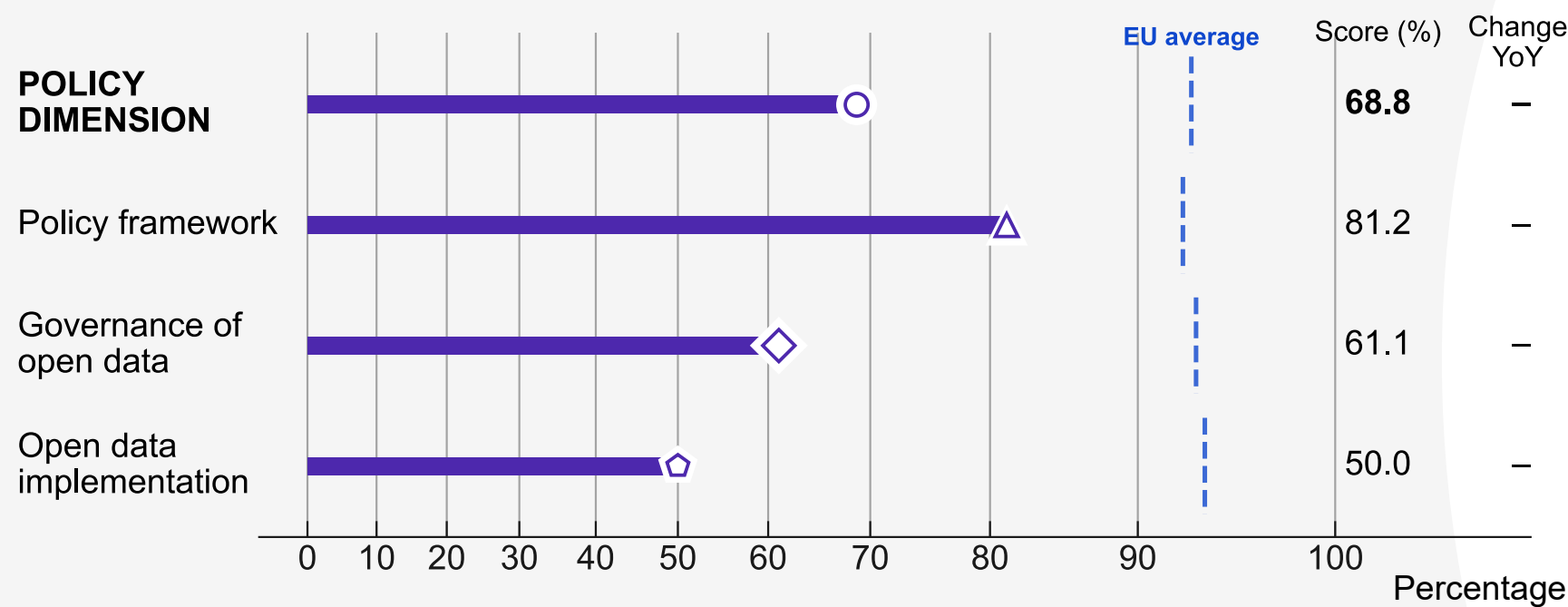


Maturity scores of Montenegro over time



Policy dimension

2025 policy maturity scores of Montenegro



Key questions

- Does the national open data policy/strategy include an action plan?

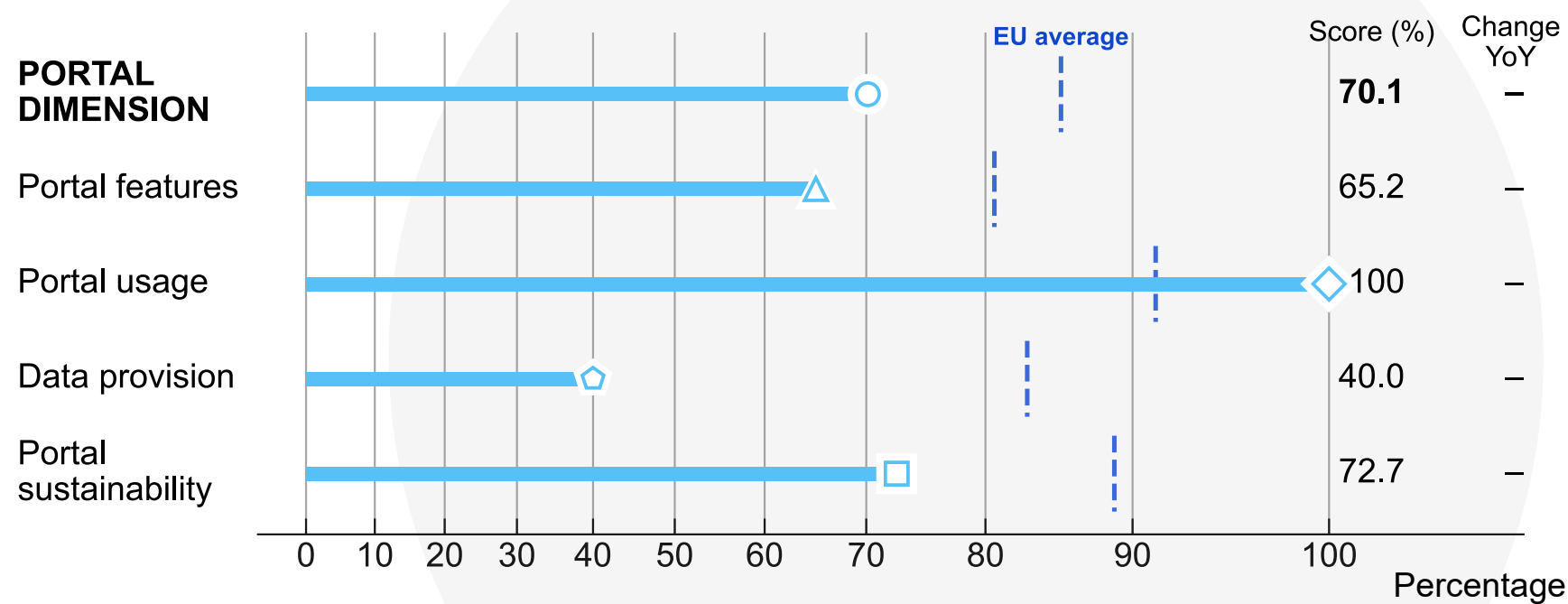
Yes
- To what degree do local/regional public bodies conduct open data initiatives?

About half
- Are there processes to ensure that the open data policies/strategy are implemented?

Yes

Portal dimension

2025 portal maturity scores of Montenegro



Key questions

- Do you monitor the portal's traffic?

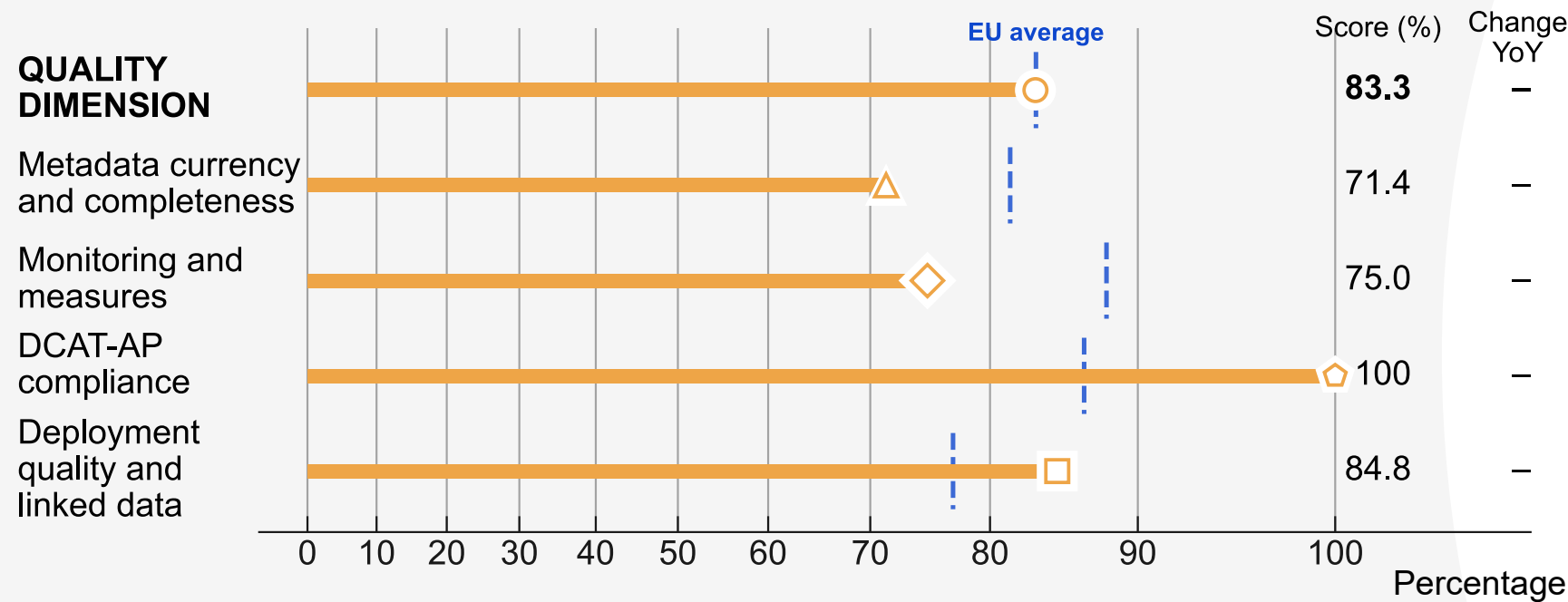
Yes
- To what degree do public sector data providers contribute data to the portal?

Few
- Does the national portal allow users to see what data exists but cannot be made available as open data?

No

Quality dimension

2025 quality maturity scores of Montenegro



Key questions

- Do you monitor the quality of the metadata available on your portal?

✓

Yes
- Do you set any standards on metadata quality that data providers must abide by?

✓

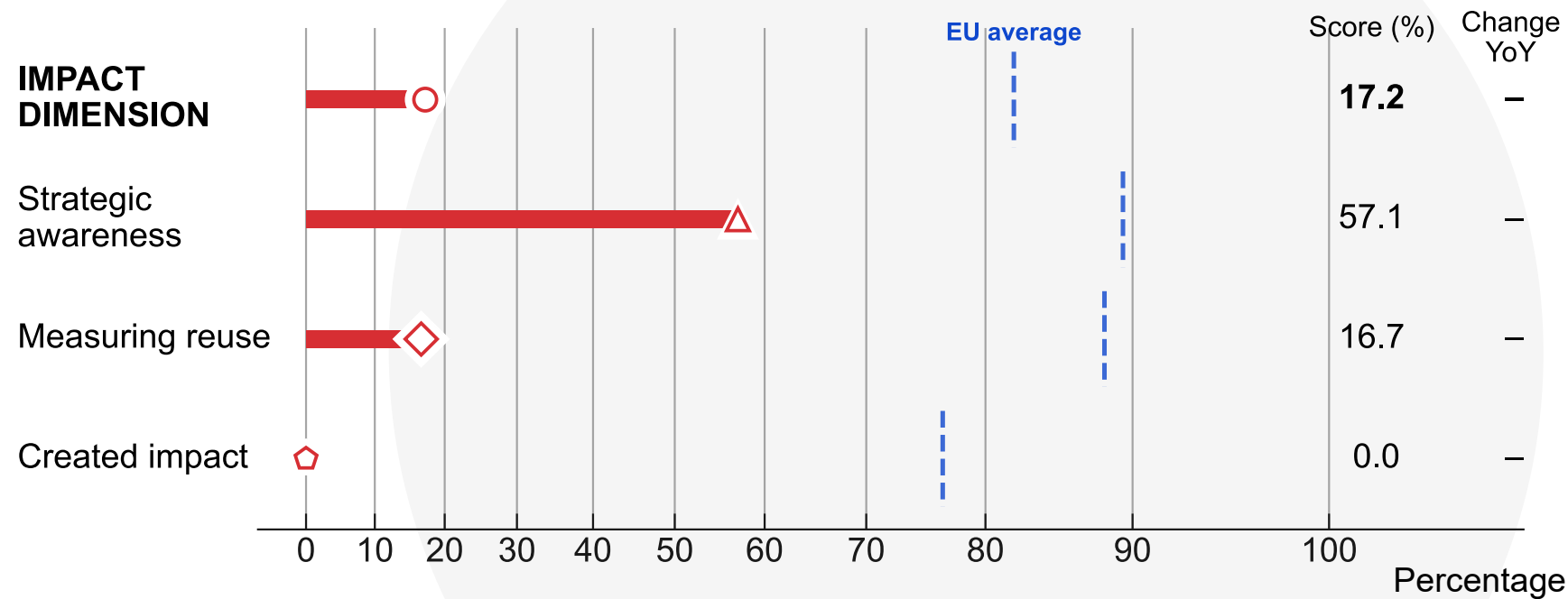
Yes
- Do you use a model to assess the quality of deployment of data in your country?

✓

Yes

Impact dimension

2025 impact maturity scores of Montenegro



Key questions

- Do you have a definition of open data reuse in your country?

✓

Yes
- Are there any processes in place to monitor the level of reuse of your country's open data?

✓

Yes
- Do you have a methodology in place to measure the impact of open data?

✗

No

Open data maturity

2025 country factsheet

State of play at a glance

North Macedonia's open data portal was recently enhanced to reflect legal and policy developments, including improved data quality and updated guidance. These improvements were further supported by alignment with EU standards and broader digital infrastructure upgrades such as 5G rollout and expanded broadband access. Systems like the education management information system and new e-document legislation also contributed to enhanced digital governance.

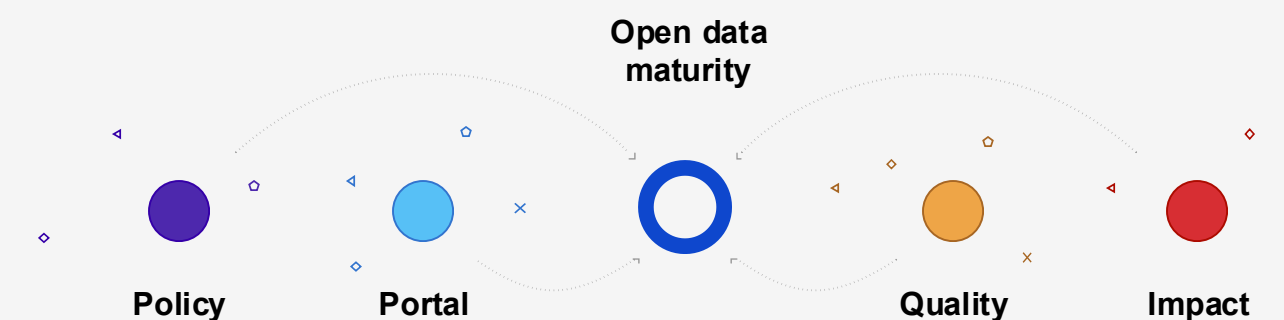
In addition, to strengthen legal alignment, the country ratified the Tromsø Convention and prepared a draft law on open data and reuse, which will be published for public consultation.

North Macedonia 



Explore more open data maturity insights online at:

<https://data.europa.eu/en/open-data-maturity/2025>



Assessment methodology

Open data maturity is measured on four thematic dimensions: policy, portal, quality and impact. Each dimension contributes an equal 25 % towards the overall maturity score.



Policy
Investigates the open data policies and strategies in place in the countries, the national governance models for managing open data and the measures applied to implement those policies and strategies.



Portal
Investigates the functionality of national open data portals, the extent to which users’ needs and behaviour are examined to improve the portal, the availability of open data across different domains and the approach to ensuring the portal’s sustainability.

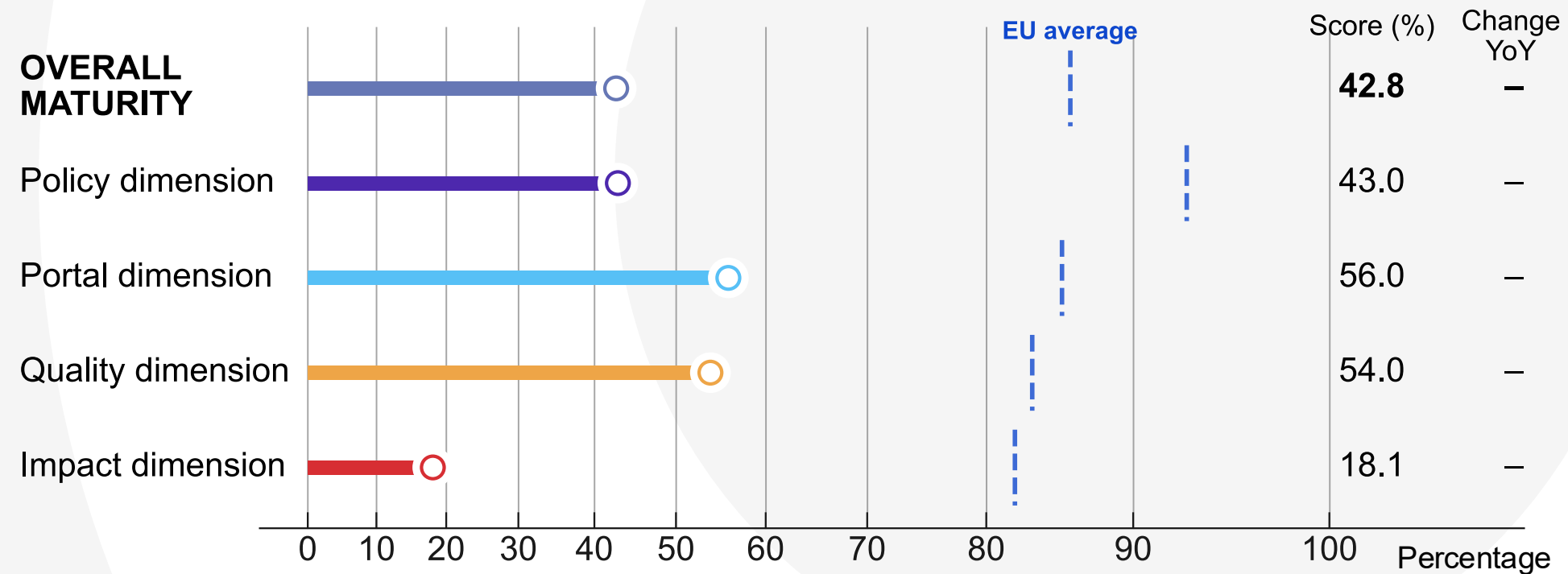


Quality
Investigates the measures adopted by portal managers to ensure the systematic harvesting of metadata, the monitoring of metadata quality and compliance with the DCAT-AP metadata standard and the quality of the deployment of the published data on the national portal.



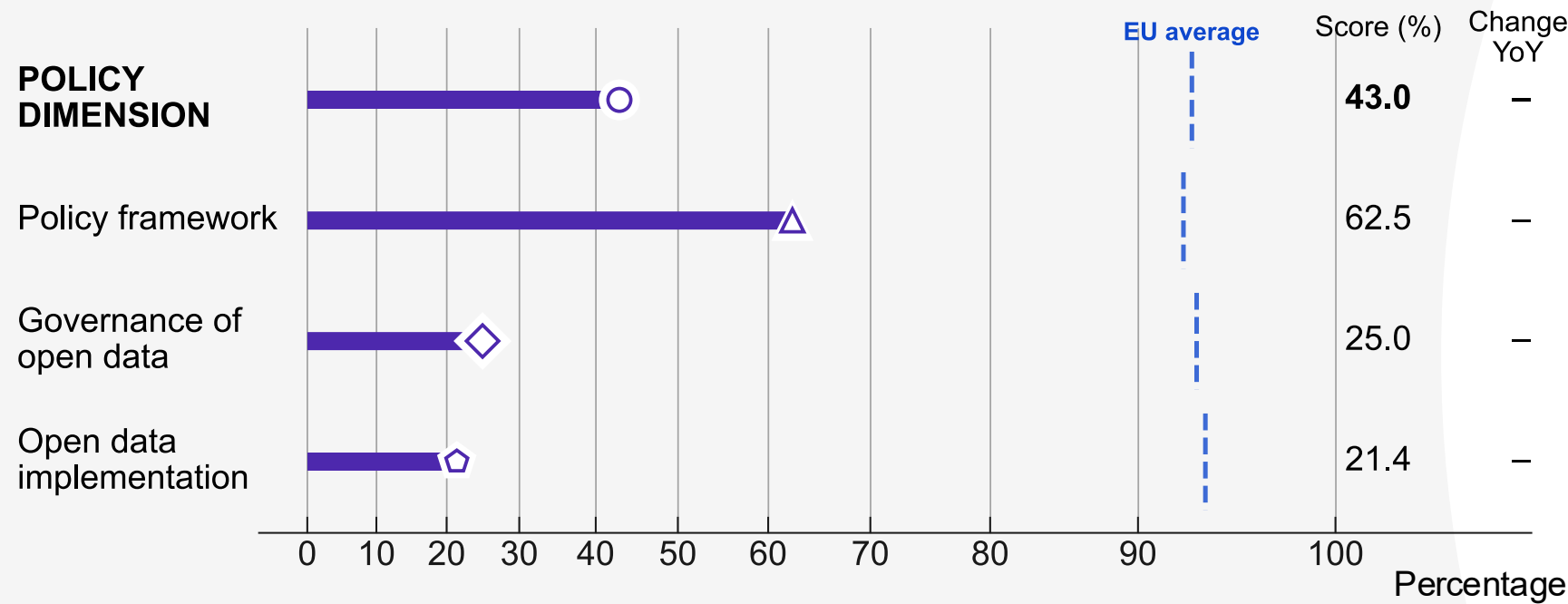
Impact
Investigates how well countries define and measure data reuse, the steps taken to assess reuse and user needs and the presence of reuse examples in the domains of government, society, the environment and the economy.

2025 maturity scores of North Macedonia



Policy dimension

2025 policy maturity scores of North Macedonia

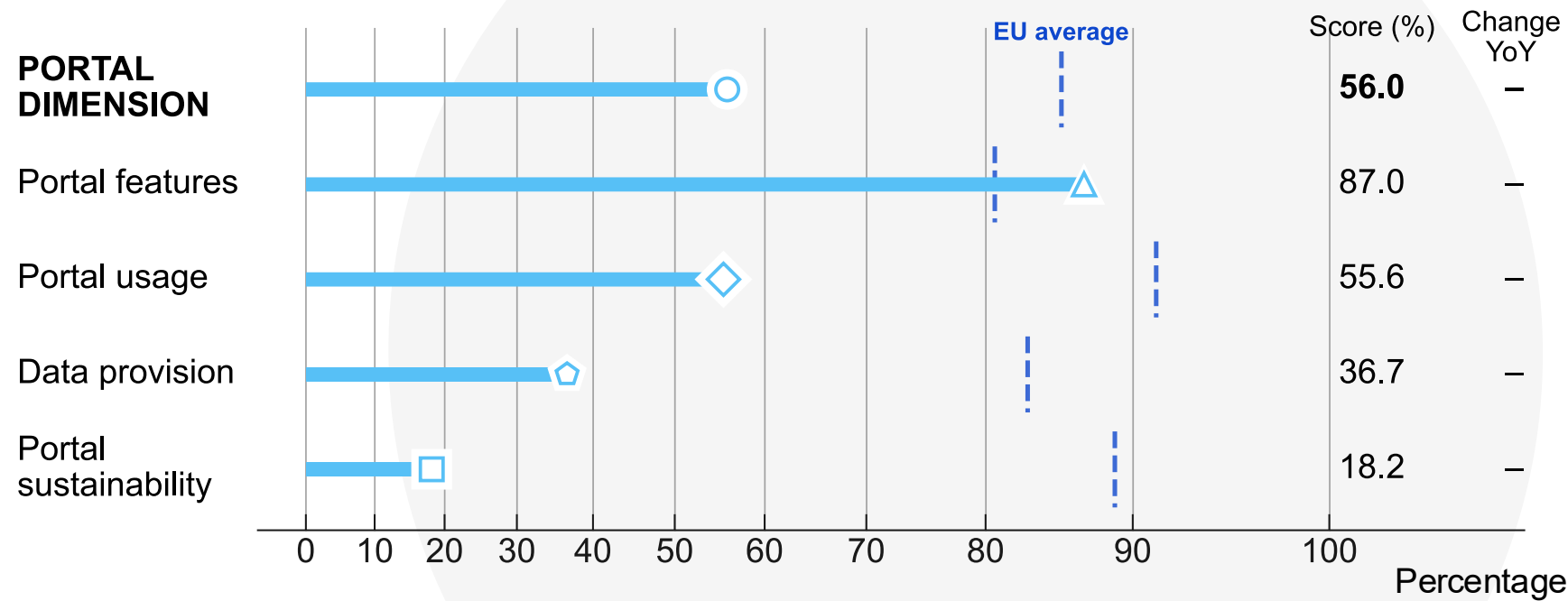


Key questions

- Does the national open data policy/strategy include an action plan? ✓ Yes
- To what degree do local/regional public bodies conduct open data initiatives? ✓ Few
- Are there processes to ensure that the open data policies/strategy are implemented? ✓ Yes

Portal dimension

2025 portal maturity scores of North Macedonia

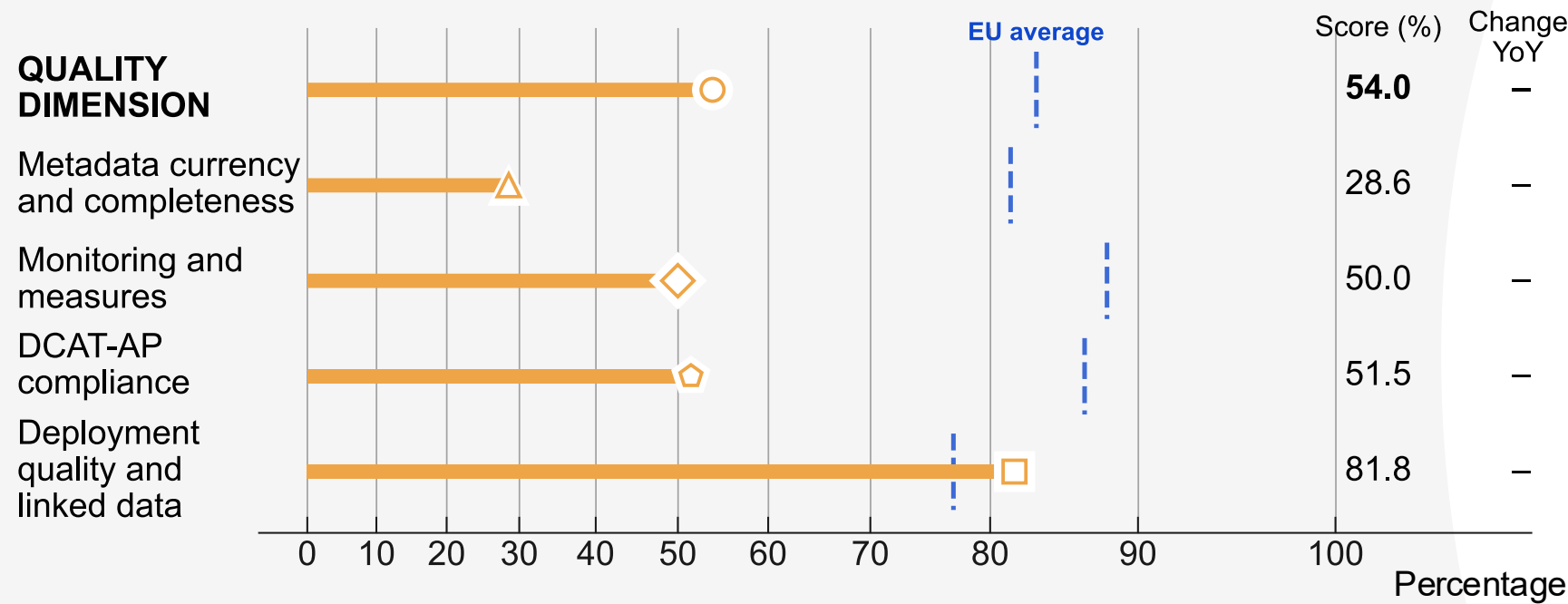


Key questions




- Do you monitor the portal's traffic? ✓ Yes
- To what degree do public sector data providers contribute data to the portal? ✓ Few
- Does the national portal allow users to see what data exists but cannot be made available as open data? ✗ No

Quality dimension

2025 quality maturity scores of North Macedonia

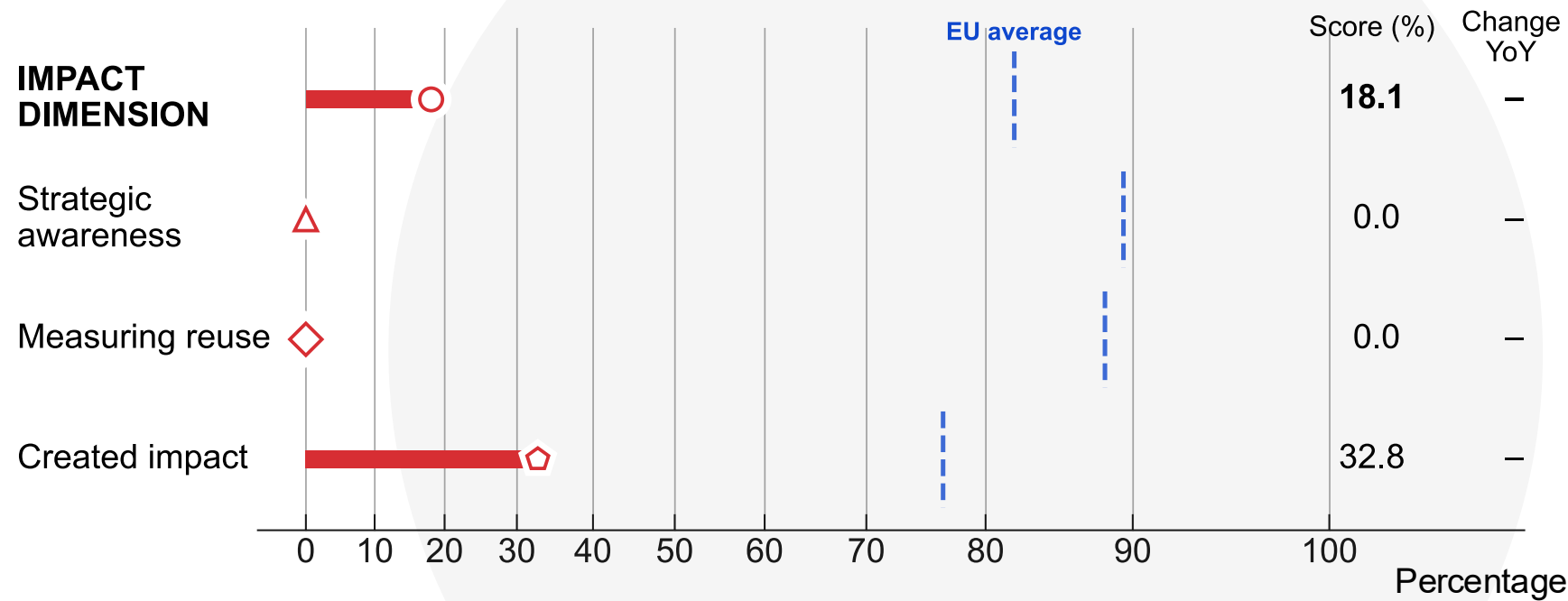


Key questions




- Do you monitor the quality of the metadata available on your portal?  No
- Do you set any standards on metadata quality that data providers must abide by?  Yes
- Do you use a model to assess the quality of deployment of data in your country?  Yes

Impact dimension

2025 impact maturity scores of North Macedonia



Key questions

- Do you have a definition of open data reuse in your country?  No
- Are there any processes in place to monitor the level of reuse of your country's open data?  No
- Do you have a methodology in place to measure the impact of open data?  No

Open data maturity

2025 country factsheet

State of play at a glance

Serbia strengthened its open data ecosystem in 2025 through coordinated policy, technical and community-based initiatives. A revised policy framework was developed and is pending parliamentary approval, including amendments to the Law on eGovernment and updated regulations for the Open Data Portal. These changes introduce high-value datasets (HVDs) into the legal framework, mandate annual open data plans for public bodies and establish penalties for non-compliance.

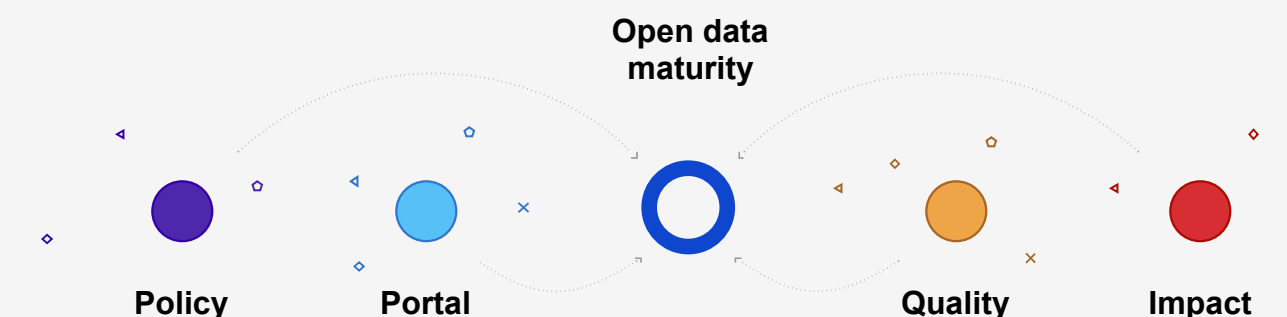
The national portal was upgraded to the latest version of the uData platform, with improved data harvesting, verification badges for public institutions and improved metadata quality. A new data quality monitoring dashboard was launched, and standards for HVDs were established in collaboration with responsible institutions.

Outreach efforts focused on supporting data stewards and developing visualisations to make datasets more accessible, covering topics such as air quality, pollen levels, accessibility and public audit data. The Open Data Working Group was revitalised, and gender inclusion was promoted through initiatives aimed at increasing women's participation in data science. These developments align Serbia's framework with the Open Data Directive (Directive (EU) 2019/1024) and Implementing Regulation (EU) 2023/138 on high-value datasets.



Explore more open data maturity insights online at:

<https://data.europa.eu/en/open-data-maturity/2025>



Assessment methodology

Open data maturity is measured on four thematic dimensions: policy, portal, quality and impact. Each dimension contributes an equal 25 % towards the overall maturity score.



Policy
Investigates the open data policies and strategies in place in the countries, the national governance models for managing open data and the measures applied to implement those policies and strategies.



Portal
Investigates the functionality of national open data portals, the extent to which users' needs and behaviour are examined to improve the portal, the availability of open data across different domains and the approach to ensuring the portal's sustainability.

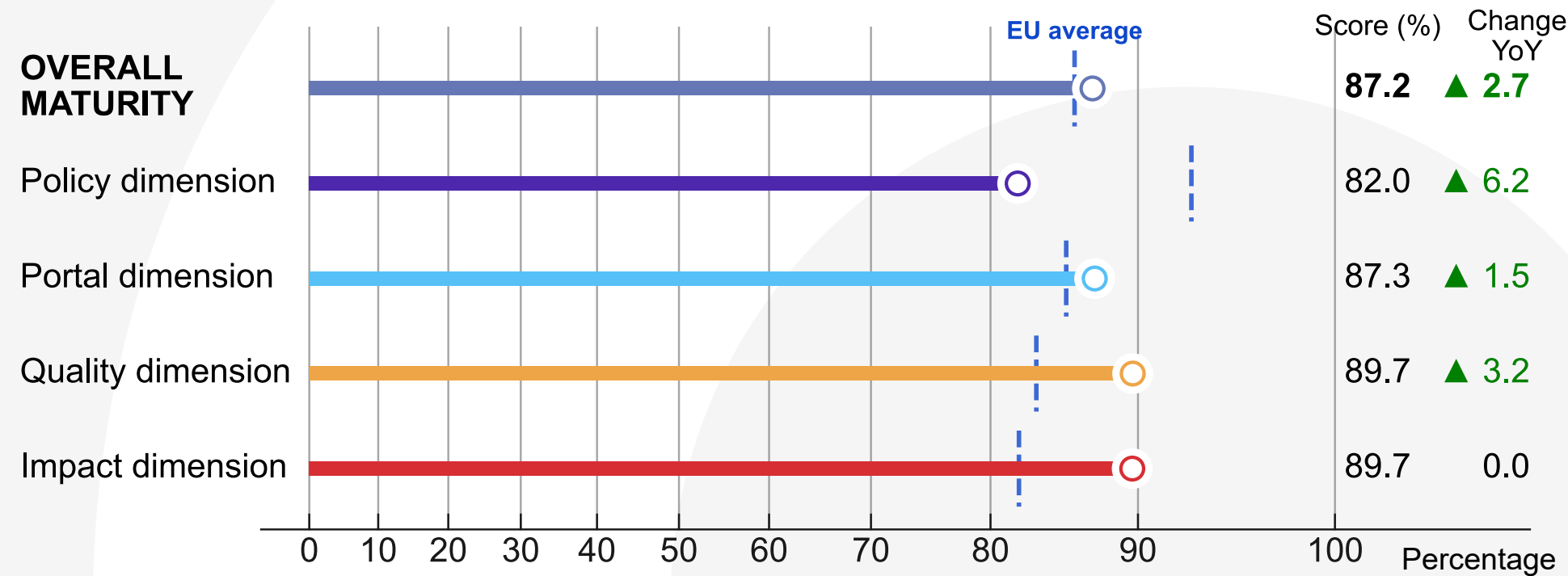


Quality
Investigates the measures adopted by portal managers to ensure the systematic harvesting of metadata, the monitoring of metadata quality and compliance with the DCAT-AP metadata standard and the quality of the deployment of the published data on the national portal.

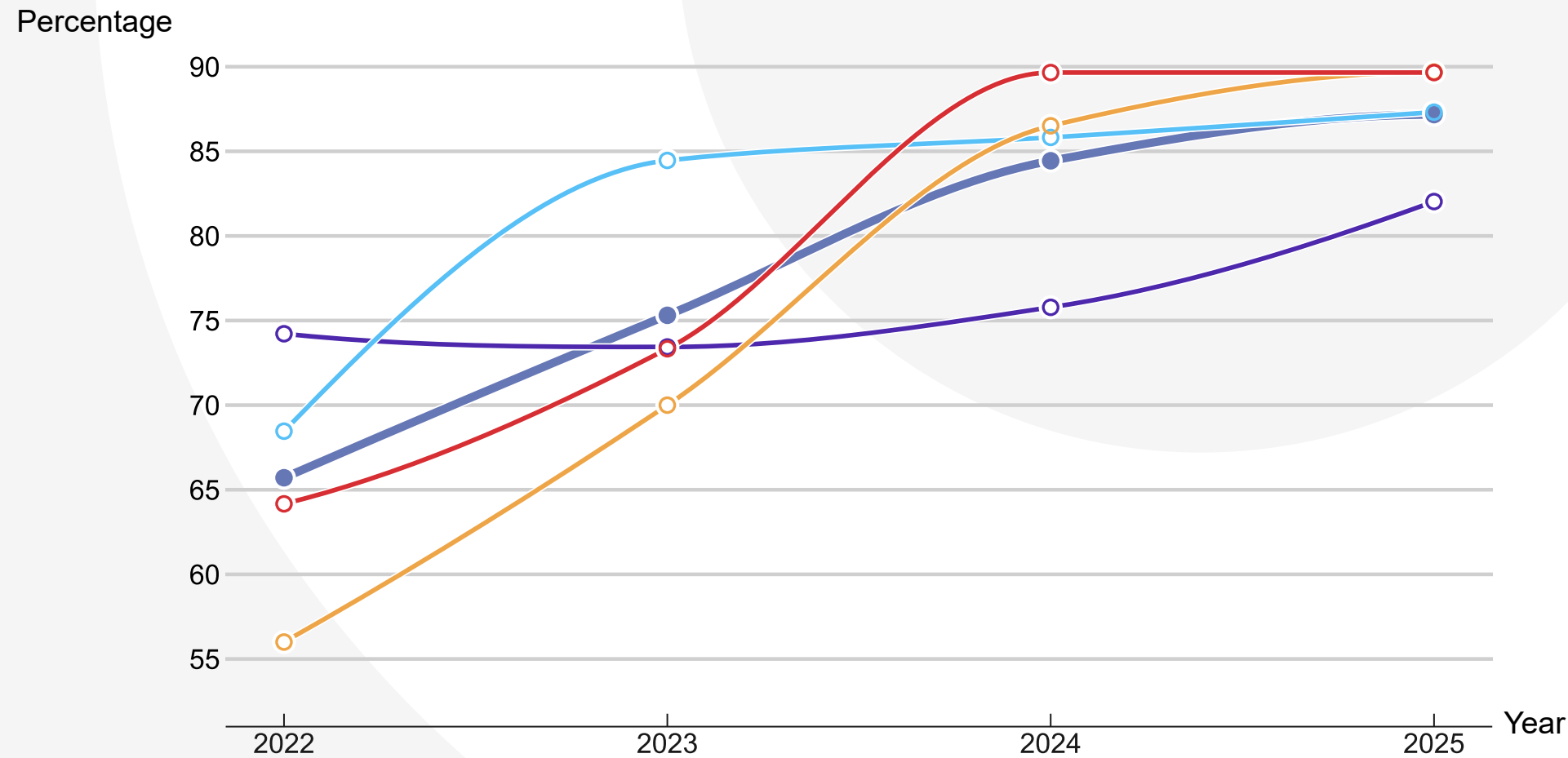


Impact
Investigates how well countries define and measure data reuse, the steps taken to assess reuse and user needs and the presence of reuse examples in the domains of government, society, the environment and the economy.

2025 maturity scores of Serbia

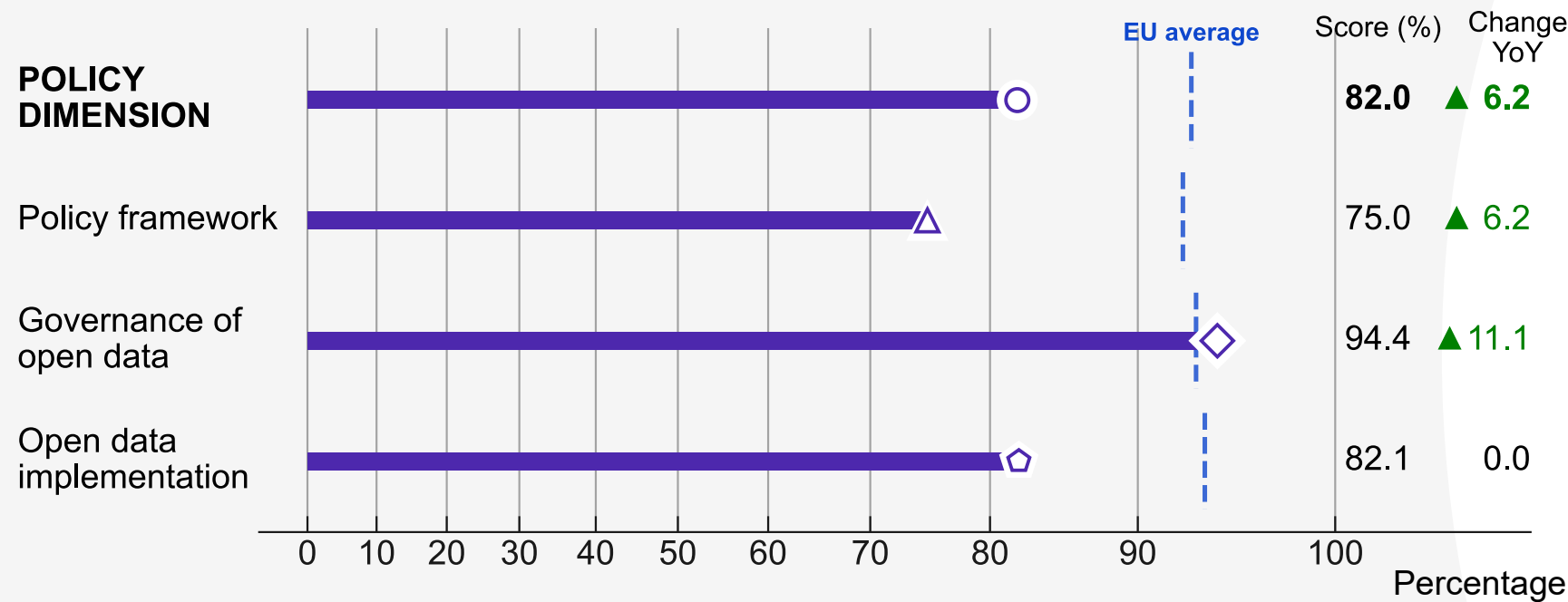


Maturity scores of Serbia over time






Policy dimension

2025 policy maturity scores of Serbia

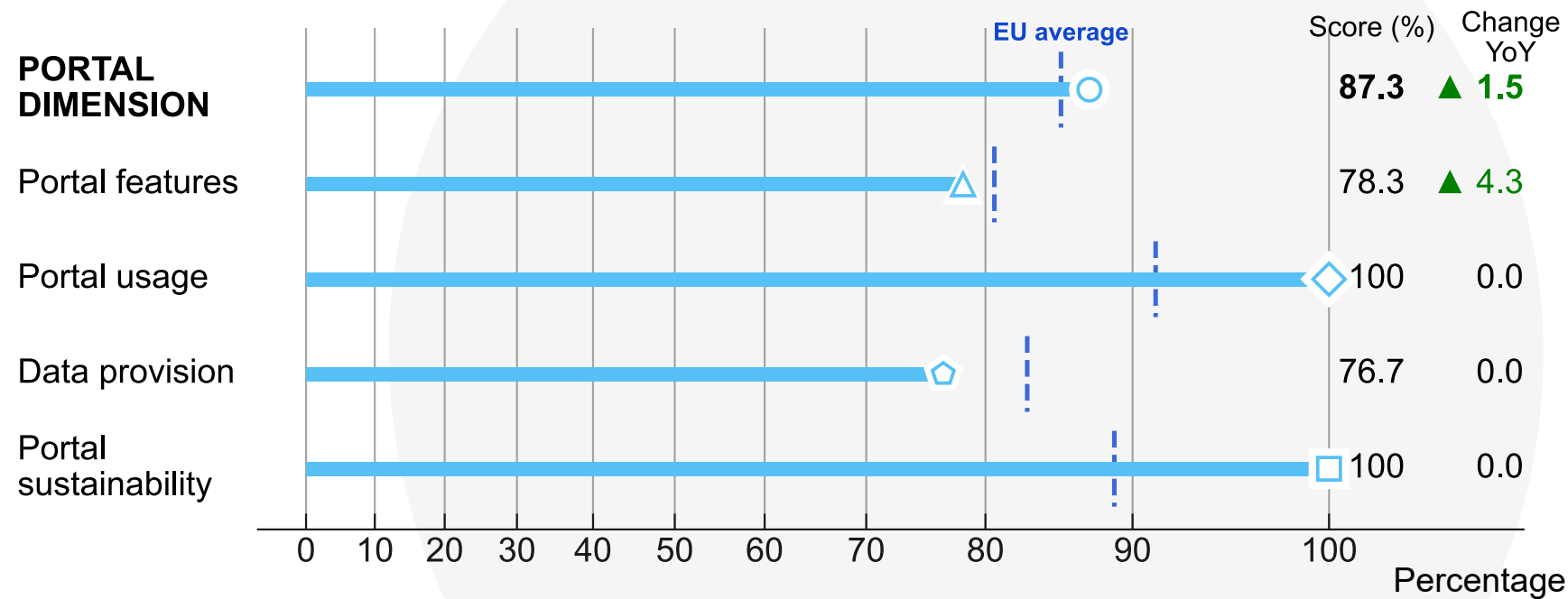


Key questions




- Does the national open data policy/strategy include an action plan?  Yes
- To what degree do local/regional public bodies conduct open data initiatives?  About half
- Are there processes to ensure that the open data policies/strategy are implemented?  Yes

Portal dimension

2025 portal maturity scores of Serbia

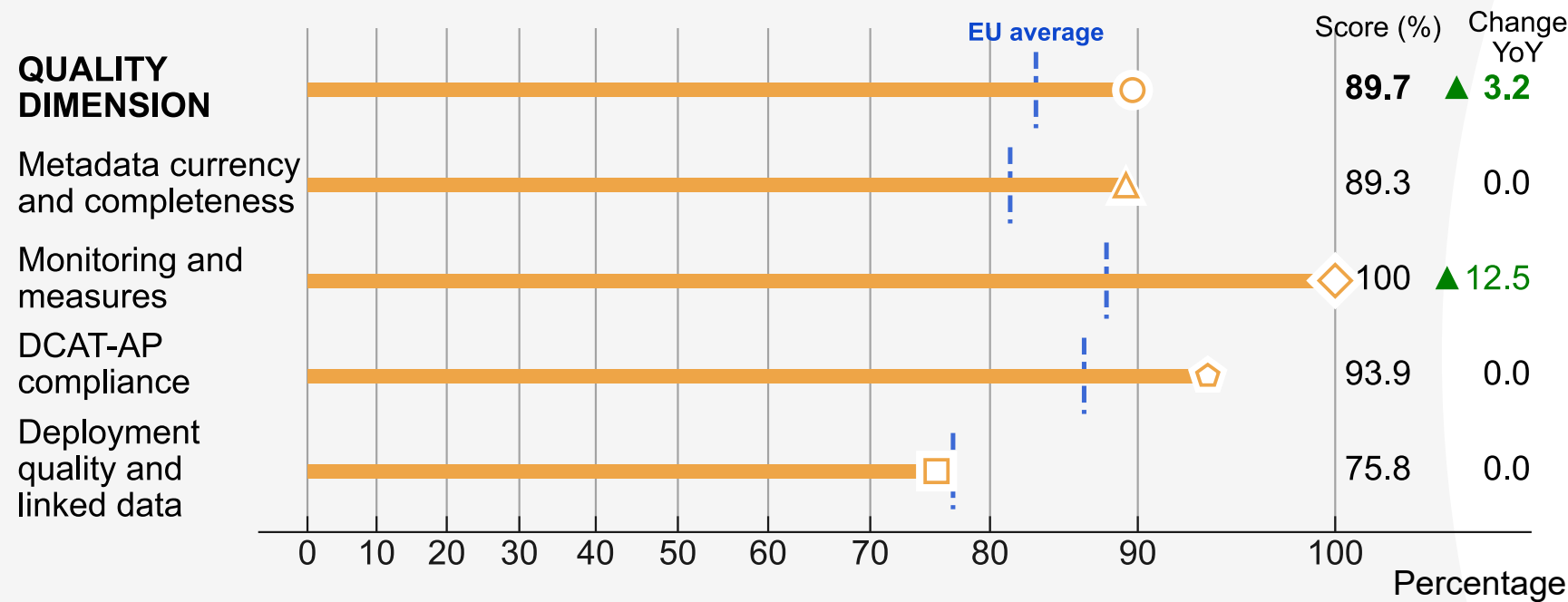


Key questions

- Do you monitor the portal's traffic?  Yes
- To what degree do public sector data providers contribute data to the portal?  About half
- Does the national portal allow users to see what data exists but cannot be made available as open data?  No

Quality dimension

2025 quality maturity scores of Serbia

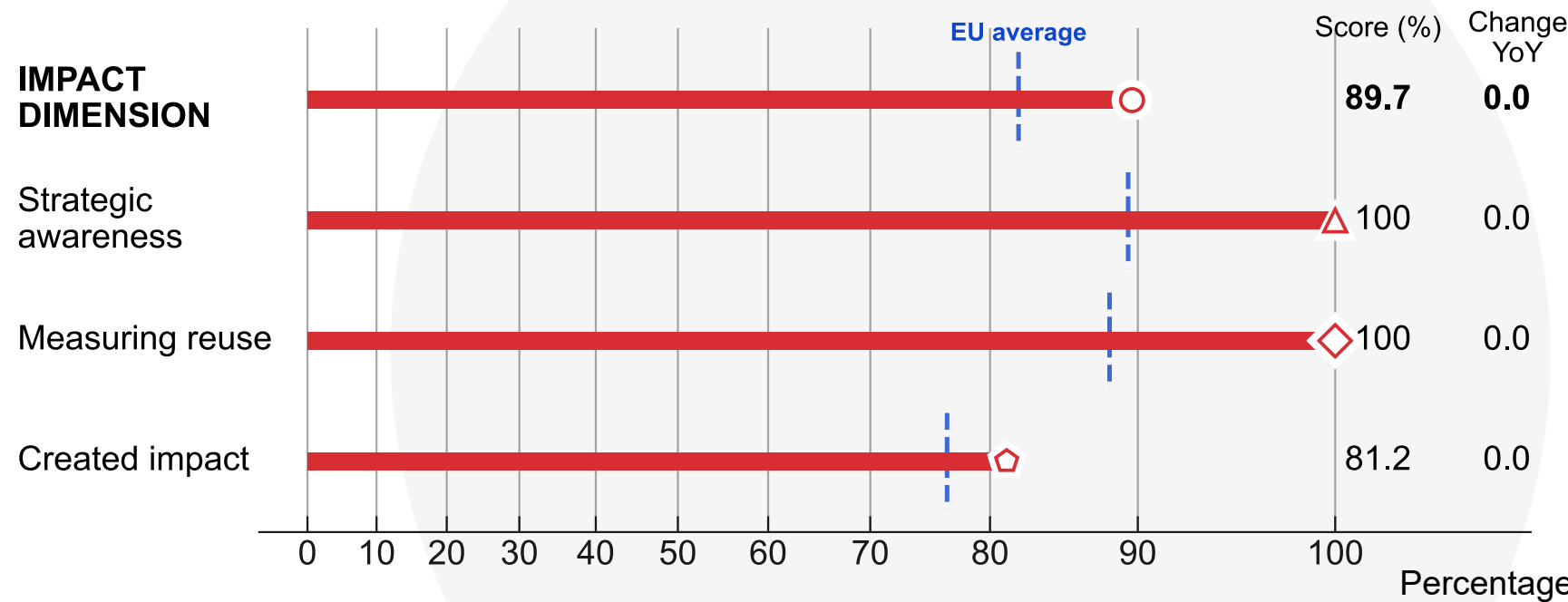


Key questions

- Do you monitor the quality of the metadata available on your portal? ☒ Yes
- Do you set any standards on metadata quality that data providers must abide by? ☒ Yes
- Do you use a model to assess the quality of deployment of data in your country? ☒ Yes

Impact dimension

2025 impact maturity scores of Serbia



Key questions

- Do you have a definition of open data reuse in your country? ☒ Yes
- Are there any processes in place to monitor the level of reuse of your country's open data? ☒ Yes
- Do you have a methodology in place to measure the impact of open data? ☒ Yes

Open data maturity

2025 country factsheet

State of play at a glance

Ukraine continued to make progress in strengthening its open data ecosystem through targeted policy reform, portal modernisation and capacity-building initiatives. The Strategy for the Development of the Open Data Sphere for 2025–2027, which sets out objectives for improving data quality, interoperability and stakeholder engagement, was finalised following a public consultation. This strategy was developed collaboratively and published on the Unified State Open Data Web Portal.

The Ministry of Digital Transformation led extensive training efforts, including nine regional sessions under the Open Data Academy and specialised programs for over 3 000 civil servants. The online course ‘Open Data for Civil Servants’ on Diia.Osvita reached over 70 500 completions. To support immediate technical needs, an Open Data Technical Support chat was launched via WhatsApp, enabling real-time assistance for data providers.

On the portal front, Ukraine finalised the technical and economic specifications for modernising its Unified State Web Portal of Open Data. Updated dataset publication guidelines and a comprehensive user survey informed improvements in usability and functionality. The Data+ communication platform played a central role in stakeholder engagement, hosting seven community meetings and serving as a hub for dialogue on open data policy and practice.

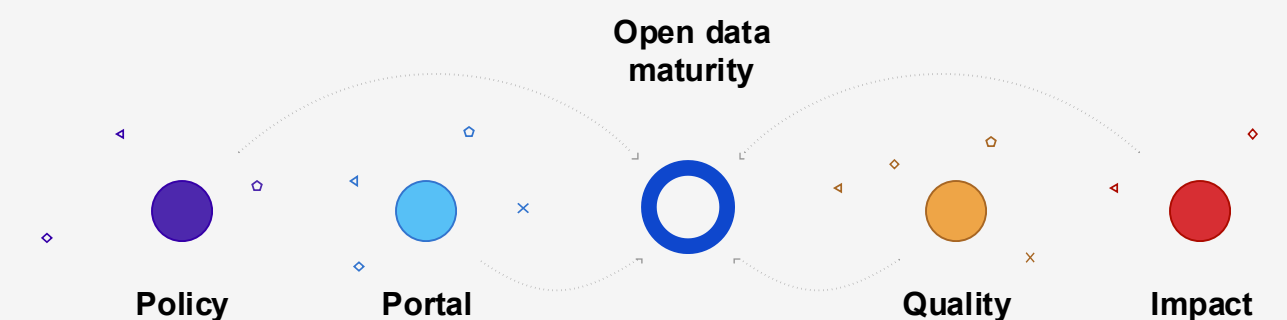
Quality enhancements included the development of a Unified Collection of Requirements for Compatibility of Open Data, which will standardise dataset formation, naming conventions and machine-readability.

Impact initiatives included the Open Data Hackathon and Accelerator, a student competition in data journalism and the launch of a university-level course on data journalism.



Explore more open data maturity insights online at:

<https://data.europa.eu/en/open-data-maturity/2025>



Assessment methodology

Open data maturity is measured on four thematic dimensions: policy, portal, quality and impact. Each dimension contributes an equal 25 % towards the overall maturity score.



Policy
Investigates the open data policies and strategies in place in the countries, the national governance models for managing open data and the measures applied to implement those policies and strategies.



Portal
Investigates the functionality of national open data portals, the extent to which users' needs and behaviour are examined to improve the portal, the availability of open data across different domains and the approach to ensuring the portal's sustainability.

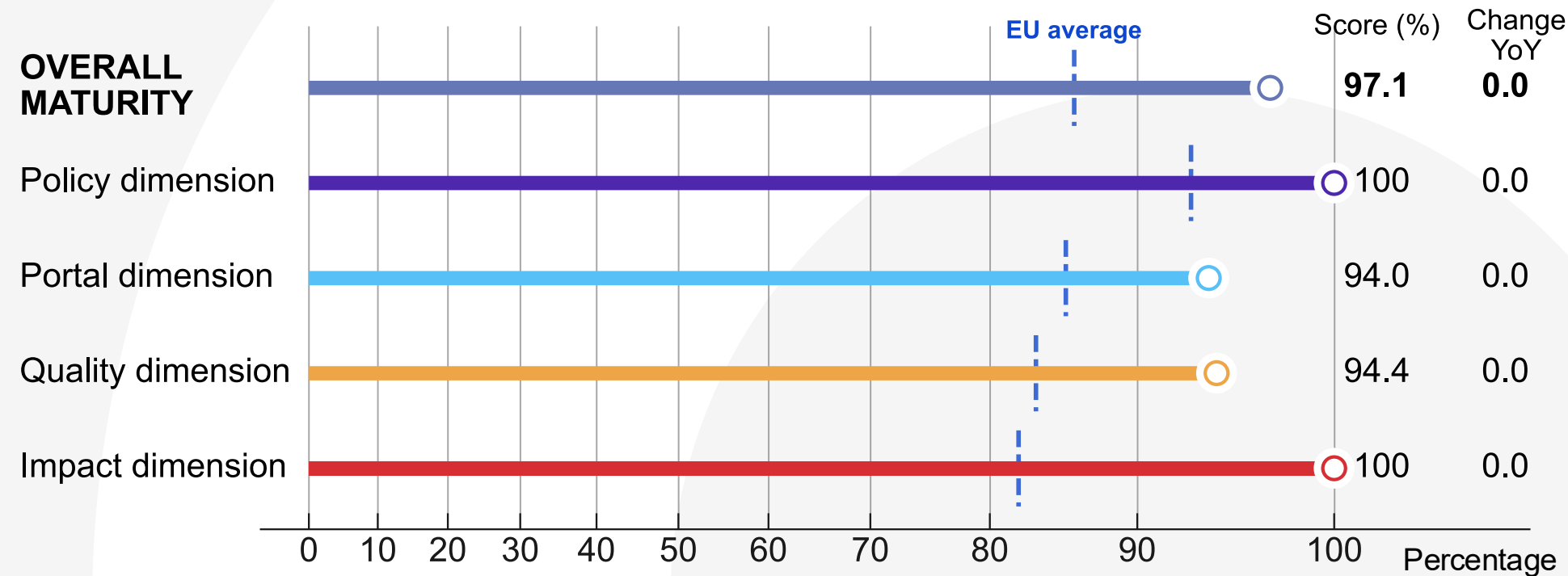


Quality
Investigates the measures adopted by portal managers to ensure the systematic harvesting of metadata, the monitoring of metadata quality and compliance with the DCAT-AP metadata standard and the quality of the deployment of the published data on the national portal.

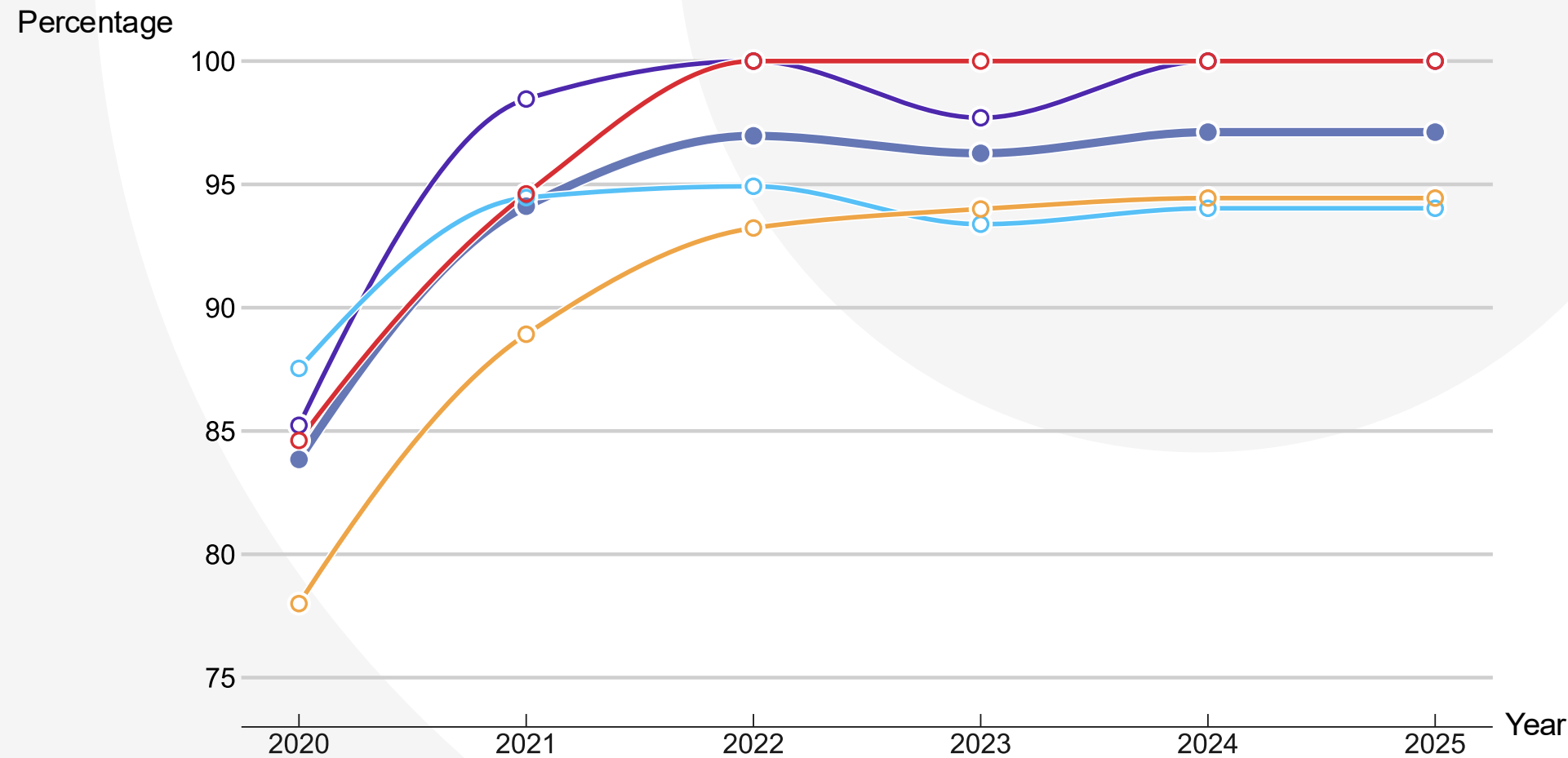


Impact
Investigates how well countries define and measure data reuse, the steps taken to assess reuse and user needs and the presence of reuse examples in the domains of government, society, the environment and the economy.

2025 maturity scores of Ukraine

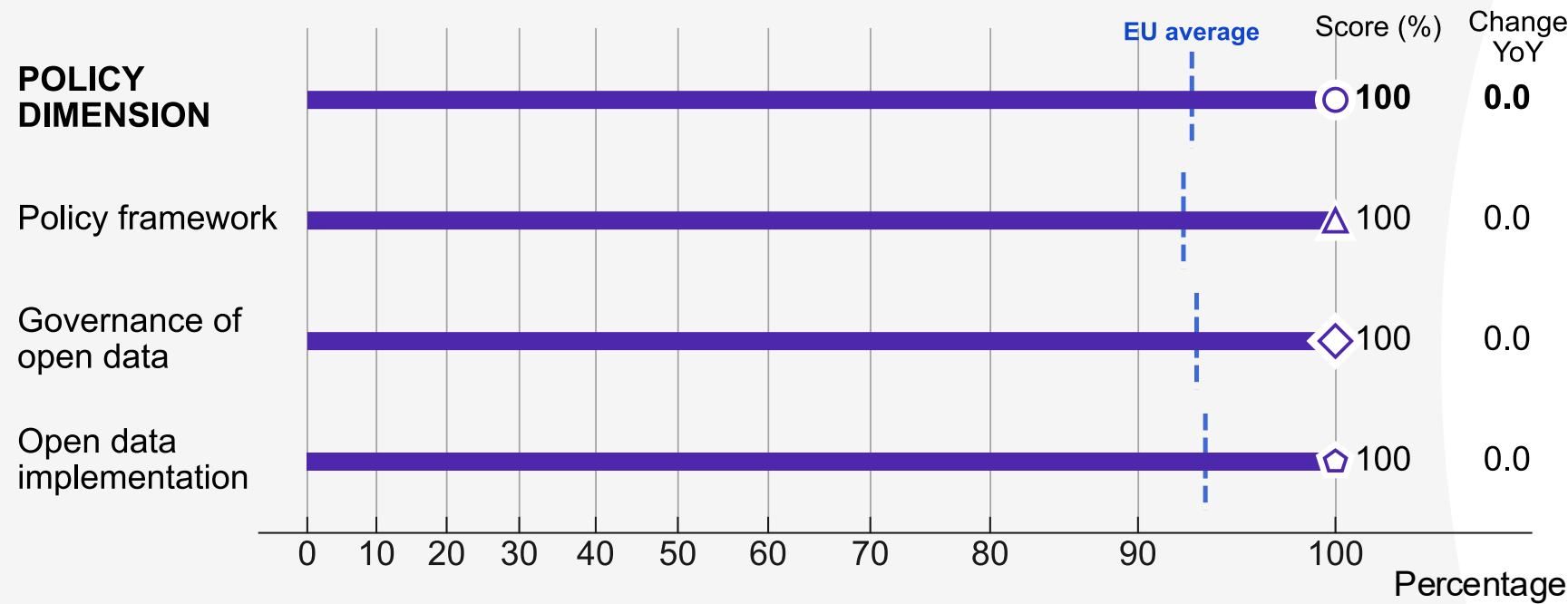


Maturity scores of Ukraine over time






Policy dimension

2025 policy maturity scores of Ukraine

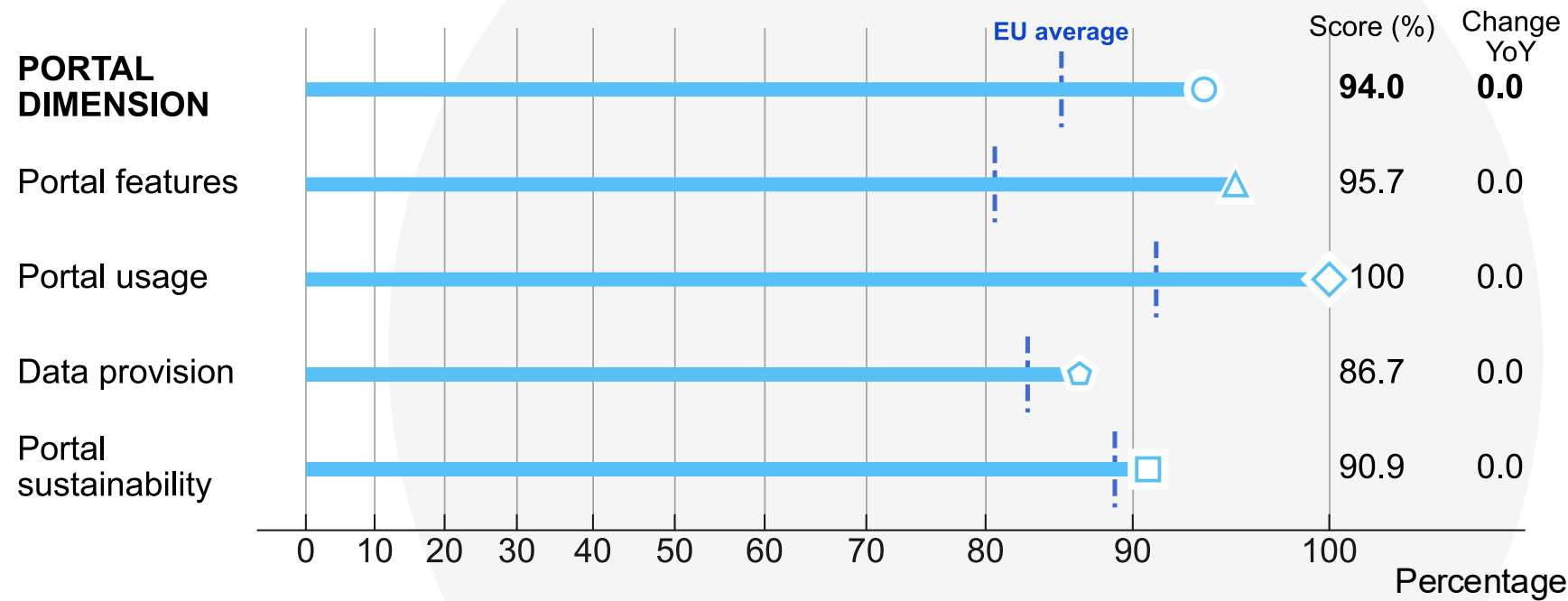


Key questions




- Does the national open data policy/strategy include an action plan?  Yes
- To what degree do local/regional public bodies conduct open data initiatives?  All
- Are there processes to ensure that the open data policies/strategy are implemented?  Yes

Portal dimension

2025 portal maturity scores of Ukraine

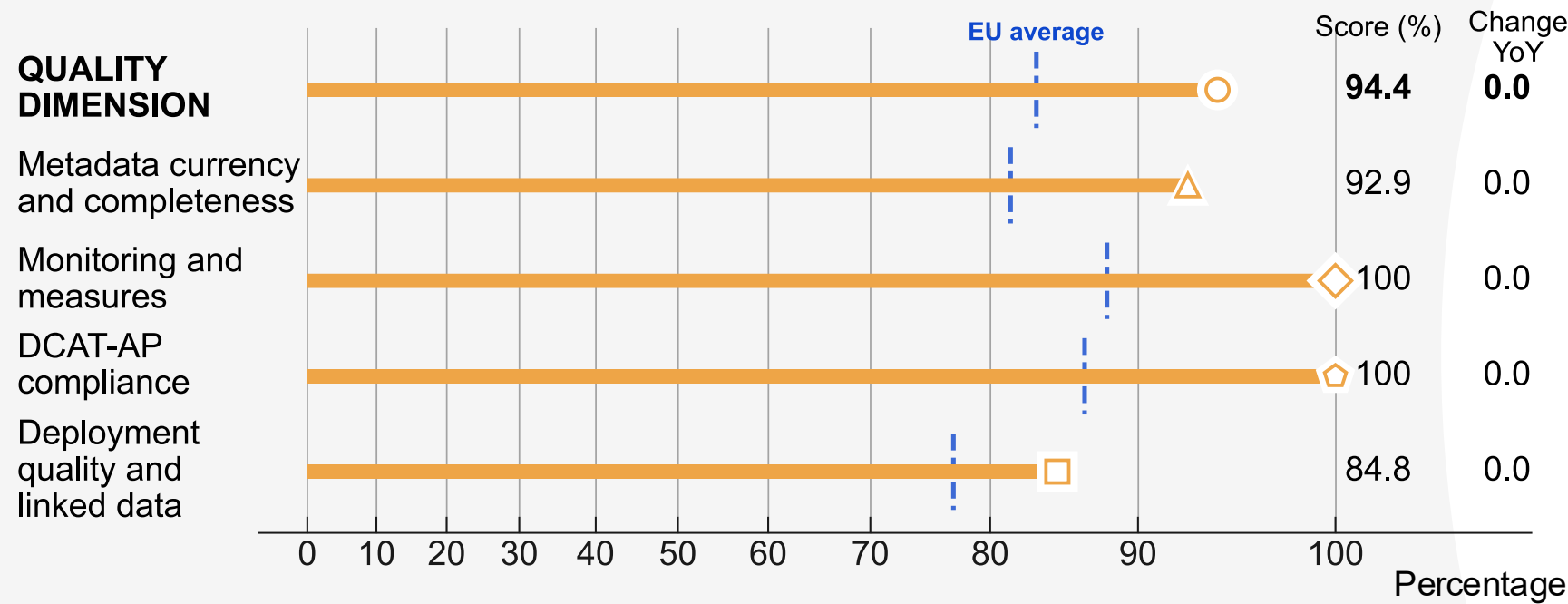


Key questions

- Do you monitor the portal's traffic?  Yes
- To what degree do public sector data providers contribute data to the portal?  All
- Does the national portal allow users to see what data exists but cannot be made available as open data?  No

Quality dimension

2025 quality maturity scores of Ukraine

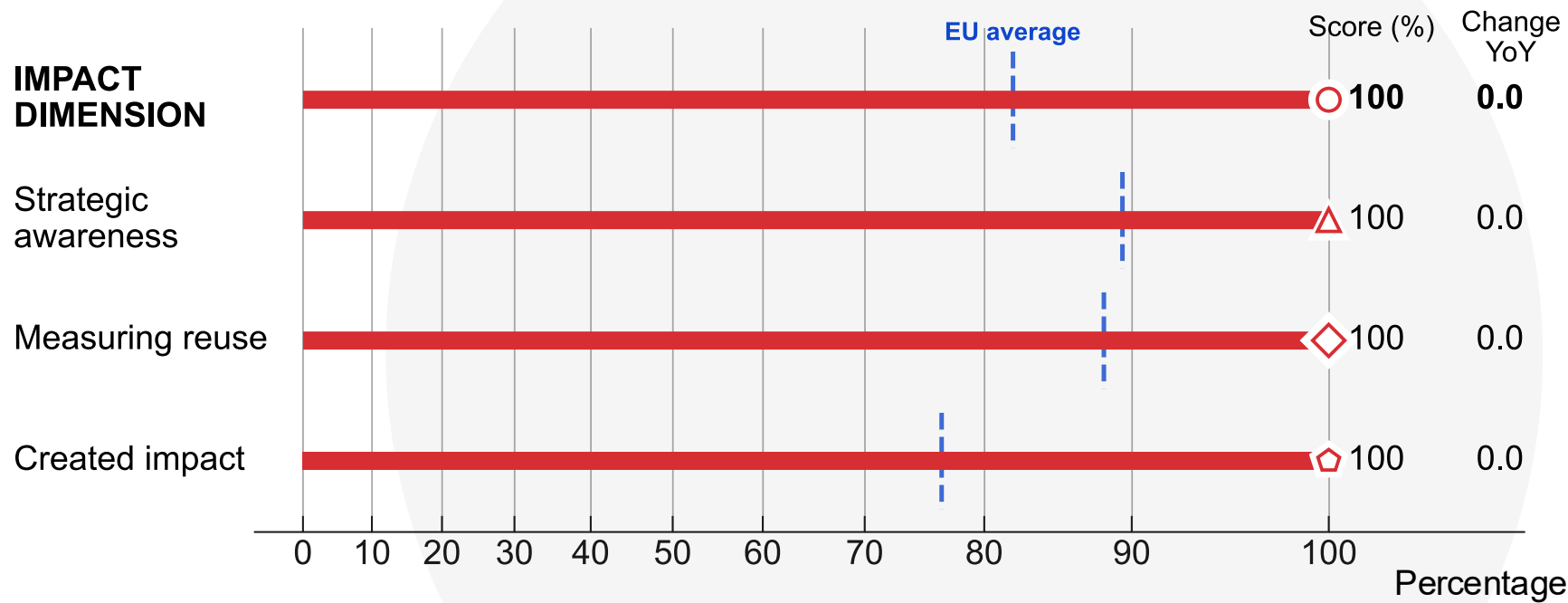


Key questions

- Do you monitor the quality of the metadata available on your portal? ☒ Yes
- Do you set any standards on metadata quality that data providers must abide by? ☒ Yes
- Do you use a model to assess the quality of deployment of data in your country? ☒ Yes

Impact dimension

2025 impact maturity scores of Ukraine



Key questions

- Do you have a definition of open data reuse in your country? ☒ Yes
- Are there any processes in place to monitor the level of reuse of your country's open data? ☒ Yes
- Do you have a methodology in place to measure the impact of open data? ☒ Yes

