



Portal

- www.data.gov.gr launched in 2013
- Many regional and local portals



Ranking

- Open Data Barometer Rank: #33
- Open Data Index Rank: #42


Transposition PSI Directive

✓ Yes

Revised PSI Directive

Open Data Policy


- ✓ Open Data, Open Access, Open by Default
- ✓ National 5 year strategy
- ✓ 12 priority domains identified
- ✓ Pre-defined approach to ensure data sets are up-to-date
- ✓ More than 5 events held annually



89%

Licensing Norms


- ✓ Free of charge
- ✓ Open licensed
- ✓ Policy providing encourages to use CC licences



100%


National coordination

- ✓ National guidelines on publication
- ✓ Many regional data initiatives
- ✓ Many regional portals integrated



92%


Score Greece



Country (blue line), EU average (yellow line)

Usability of portal


- ✓ API accessible
- ✓ Search data sets
- ✓ Download data sets
- ✗ Possibility to give feedback
- ✗ Contribute to portal



Use & Reusability of Open Data

- 2,100 (0.02% of inhabitants) unique visitors on average per month
- 6% of the visitors are foreign
- Unknown proportion of traffic generated by humans
- Typical profile of visitors is a bit of everything
- Most data sets are available in XLS format
- 55% of the data sets are machine readable

2096 data sets available




50%

Top data set & domains

- Most downloaded data set: Geospatial information of Kalamaria Municipality

Top 5 most consulted domains:

1. Geospatial
2. Statistics
3. Finance and contracts
4. Education
5. Gov. accountability and democracy





Impact

Political:

- Activities launched since 2015 to monitor impact
- High impact efficiency
- High impact transparency

100%

Social:

- High impact environmental sustainability
- Medium impact inclusion of marginalized groups

75%

Economic:

- One study market value [1]
- No studies better service delivery
- No other studies
- Marginal (Zero) Cost Model

58%

Barriers

Further publication

For further publication financial and other barriers exist.

- Financial barrier:* No explanation provided.
- Other barriers:* Cultural obstacles to further promoting open data policies are still observed and planned to be overridden by national or regional events;

Further use

For further use little awareness and other challenges are present.

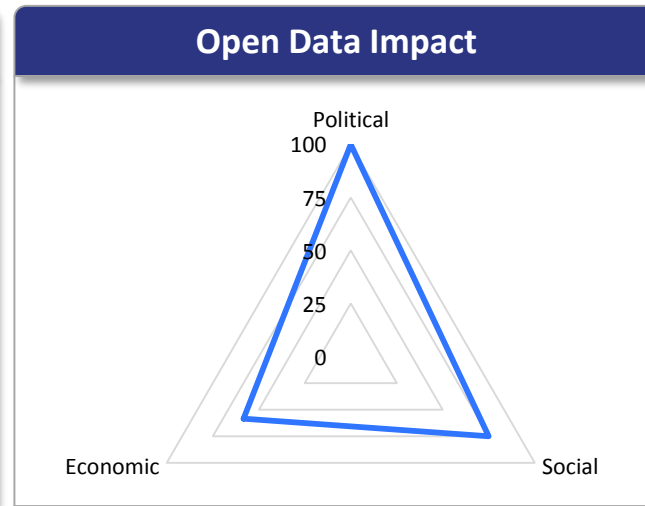
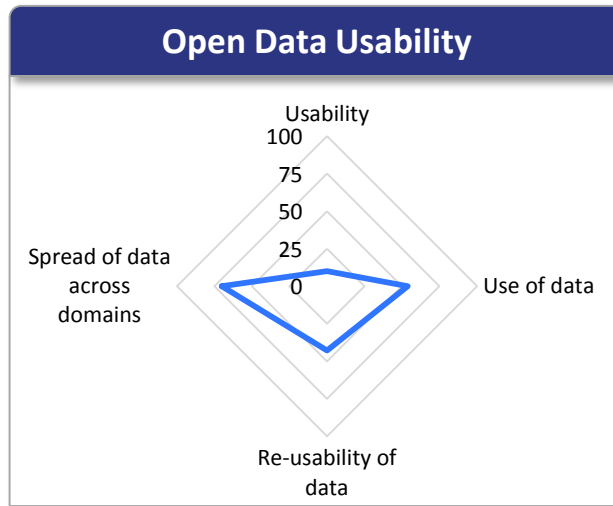
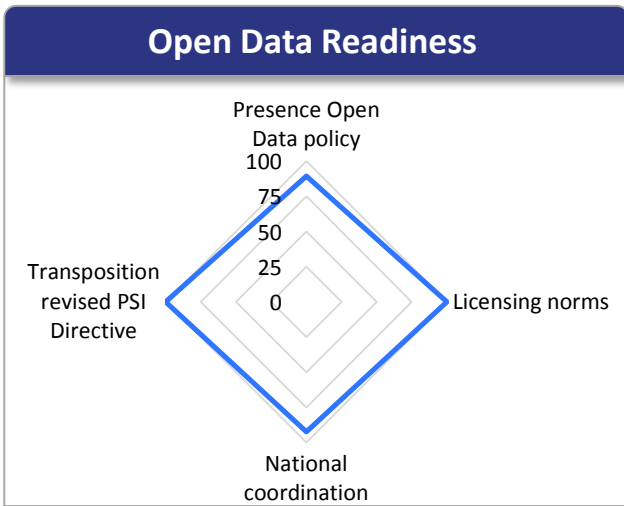
- Little awareness:* the weaknesses of the Public Sector to invest in necessary projects in order to raise awareness of the benefits deriving from the re-use of open data, the production of new added value services and the availability of datasets through data.gov.gr are limited, both due to financial disabilities and crisis.
- Other:* the lack of personnel in specific Public Sector bodies, competent for the diffusion of data.

Best practices

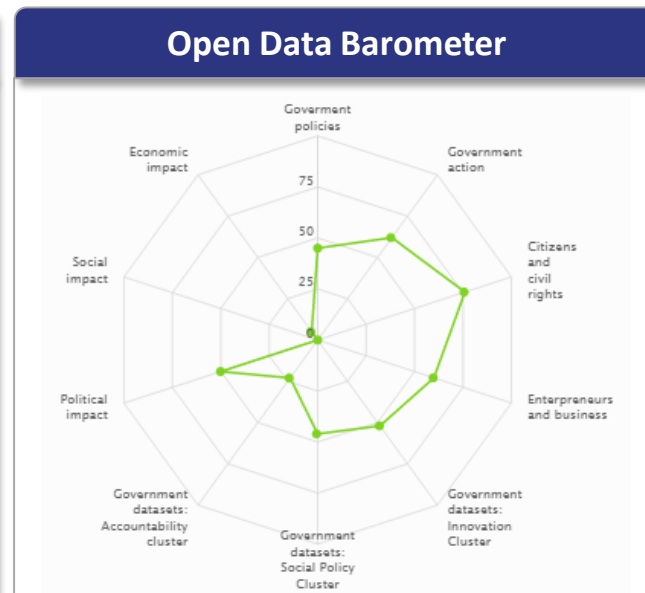
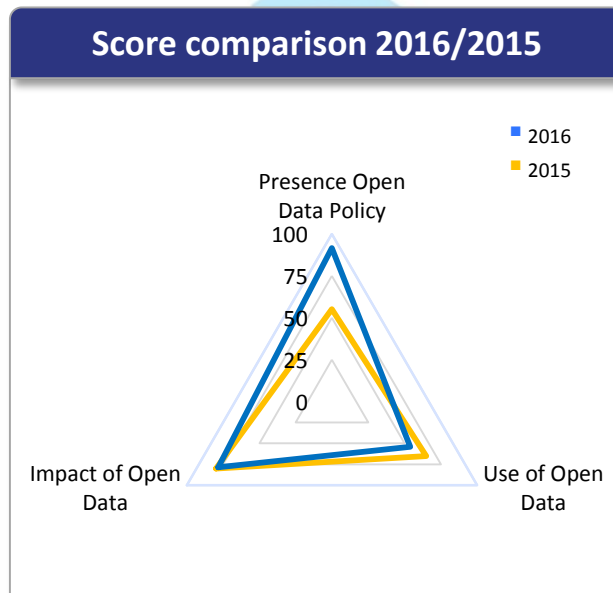
- Decentralised Administration of Crete:** Following national legislation, the decentralized administration issued the decision on the classification of the recorded data sets.
- Forest fires in Greece 2000-2014:** Data of the Ministry of Civil Protection uploaded on the national portal, was used by a citizen to map the hectares of forest area burned during recent years.

Progress on barriers

- Two barriers existing for further publication, are addressed. To overcome the financial barrier measures were integrated to the overall fiscal policy of the country. National and regional events took place to further promote Open Data policies.
- Meetings were held to strengthen the importance of the re-use of Open Data.



- ### Major changes 2016
- Presence Open Data policy increased because policy encourages to use a standard license. The score for this indicator also increased due to the fact that there are many regional and local initiatives, of which many are integrated in the national portal.
 - The Use of Open Data has decreased, mainly due to a lower number of unique visitors per month compared to last year. Also, less data on the portal is machine readable although the number of uploaded data sets has increased significantly from 70 in 2015 to 2166 in 2016.
 - The Impact of Open Data remains the same.





Print screen portal

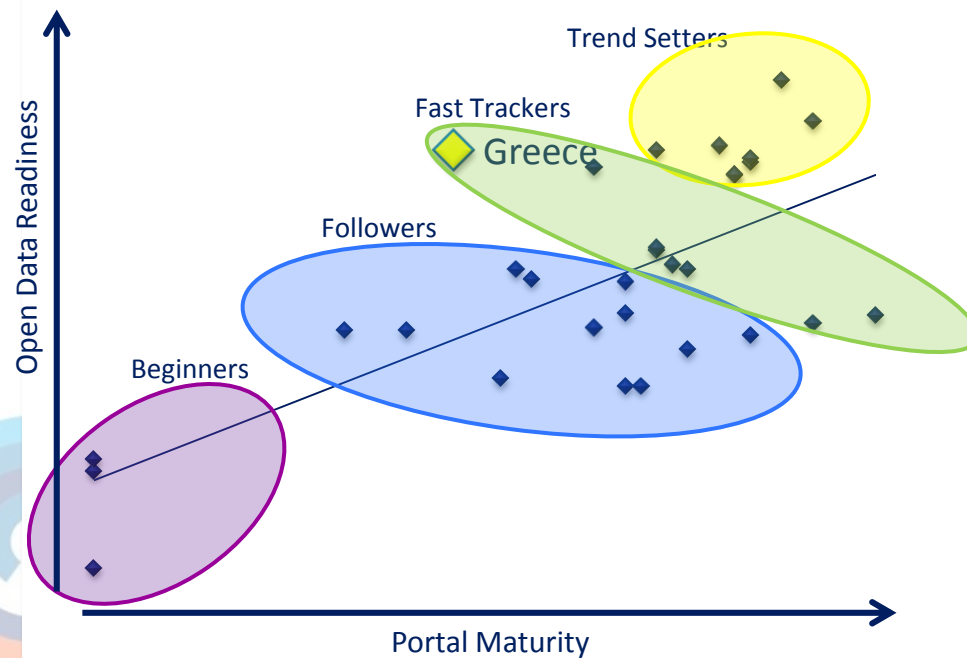
The screenshot shows the data.gov.gr portal with a search bar containing "π.χ. Περιβάλλον" and tags for "Περιβάλλον", "Δημόσια Διοίκηση", and "οικονομία". Below the search bar, there is a statistics section for data.gov.gr and a list of links.

data.gov.gr στατιστικά			
2k	120	9	1
σύνολα δεδομένων	Φορείς	ομάδες	σχετικό στοιχείο

data.gov.gr links

- Αποφάσεις διάθεσης δεδομένων
- Οδηγός Διαχειριστή Φορέα
- Ετήσια Έκθεση

Maturity 2016



Classification maturity assessment 2015: Trendsetter



Next steps

- Train the public authorities to increase their level of maturity
- Chase public administrations responsible for key data sets still missing
- Develop new features portal: applications and link to other portals



Upcoming events

- No events communicated.