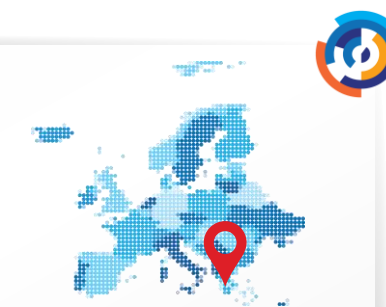




# GREECE

## State-of-Play on Open Data - 2018



DIMENSION	INDICATOR	EU28 SCORES	COUNTRY SCORES*
<b>Policy</b> 	<b>Overall score</b>	82%	82%
	Policy framework	81%	83%
	Coordination at national level	80%	79%
	Licencing norms	88%	87%
<b>Impact</b> 	<b>Overall score</b>	50%	71%
	Strategic awareness	62%	85%
	Political	55%	77%
	Social	43%	64%
	Environmental	48%	50%
	Economic	31%	62%
<b>Portal</b> 	<b>Overall score</b>	63%	79%
	Portal features	64%	74%
	Portal usage	76%	92%
	Data provision	64%	81%
	Portal sustainability	49%	71%
<b>Quality</b> 	<b>Overall score</b>	62%	61%
	Automation	61%	45%
	Data & metadata currency	54%	57%
	DCAT-AP compliance	71%	71%

\* Weighted averages

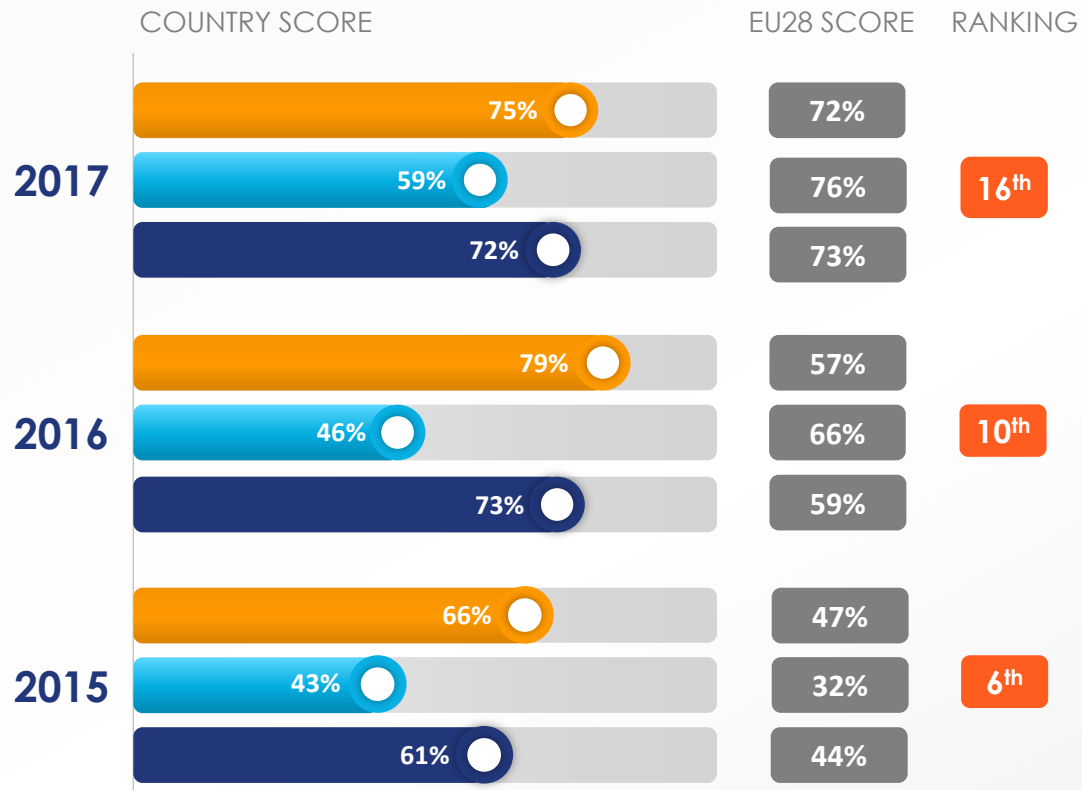


# GREECE

## State-of-Play on Open Data - 2018



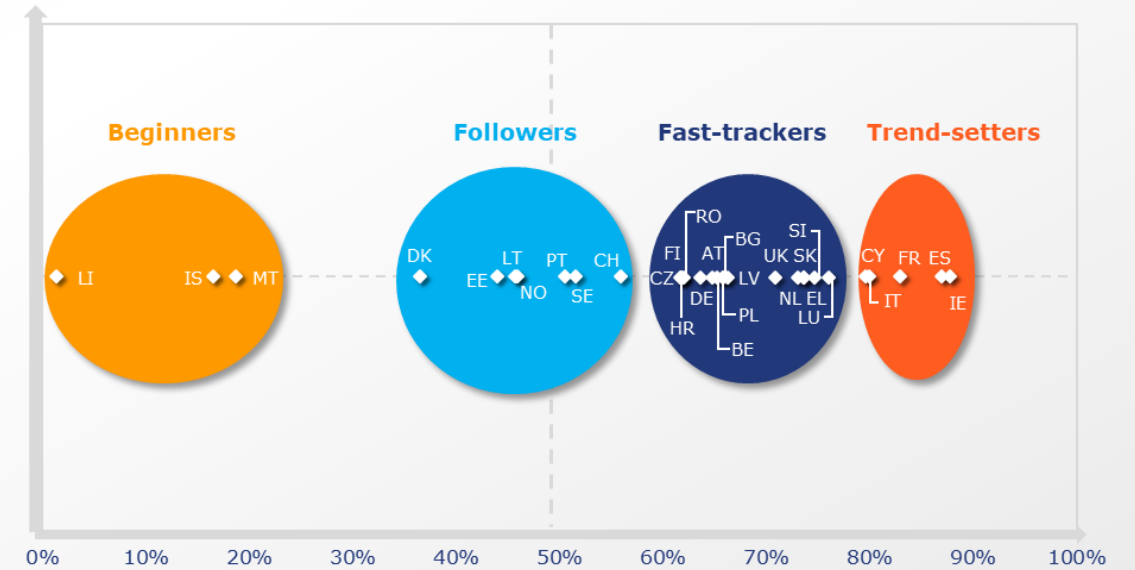
### PROGRESS 2015-2017



■ Open Data Readiness 
 ■ Portal Maturity 
 ■ Overall Maturity

### MATURITY LEVEL 2018

CLUSTER: FAST-TRACKER



■ Overall Maturity 
 ■ EU28 Average



# GREECE

## State-of-Play on Open Data - 2018








### BARRIERS

#### Publication

-  Governance ./.
-  Legal ./.
-  Organisational ./.
-  Technical ./.
-  Financial ./.
-  Other ./.

#### Re-use

-  Awareness ./.
-  Availability ./.
-  Legal ./.
-  Technical ./.
-  Other ./.



### BEST PRACTICES

#### Publication by Hellenic Ministry of Agricultural Development and Food

*The example is a best practice given the good quality of datasets and robust implementation of open data policy.*

#### Decentralised Administration of Crete

*The datasets published by the Decentralised Administration of Crete have a good quality and robust implementation of Open Data policy.*

#### Re-use:

./.