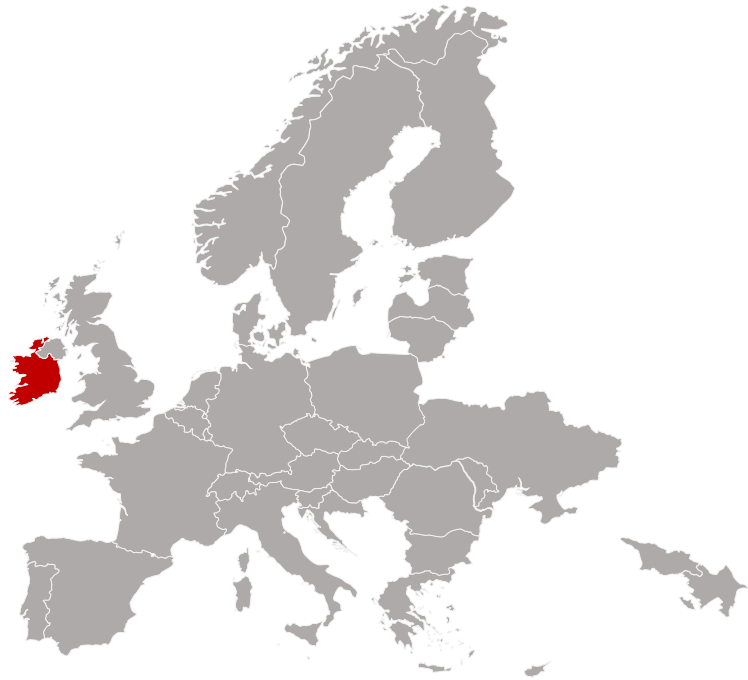


Open data maturity

2020



Ireland

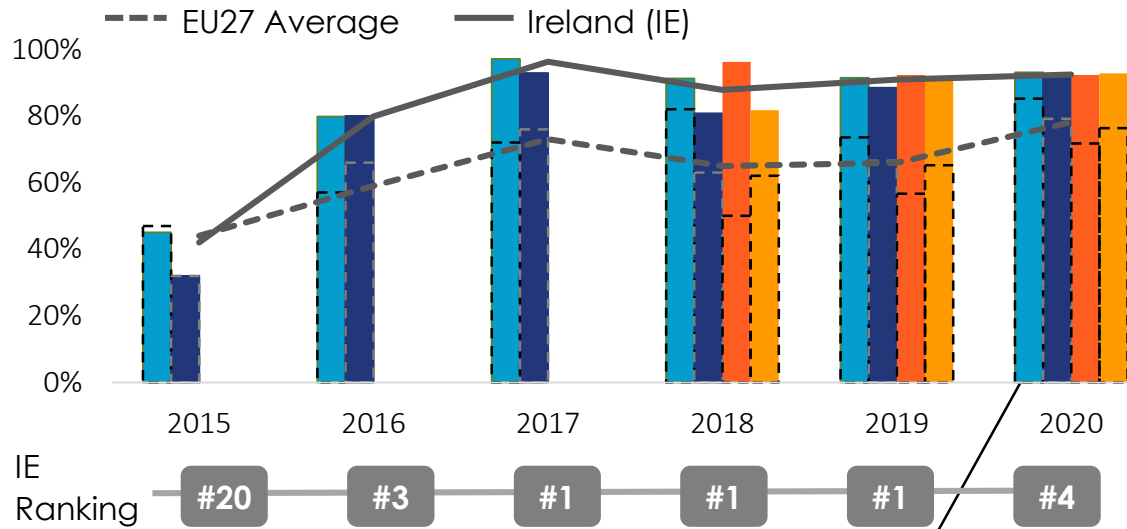


State-of-Play on open data - 2020

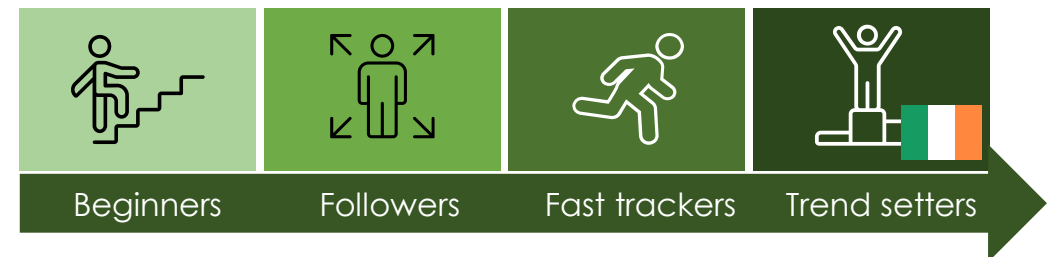
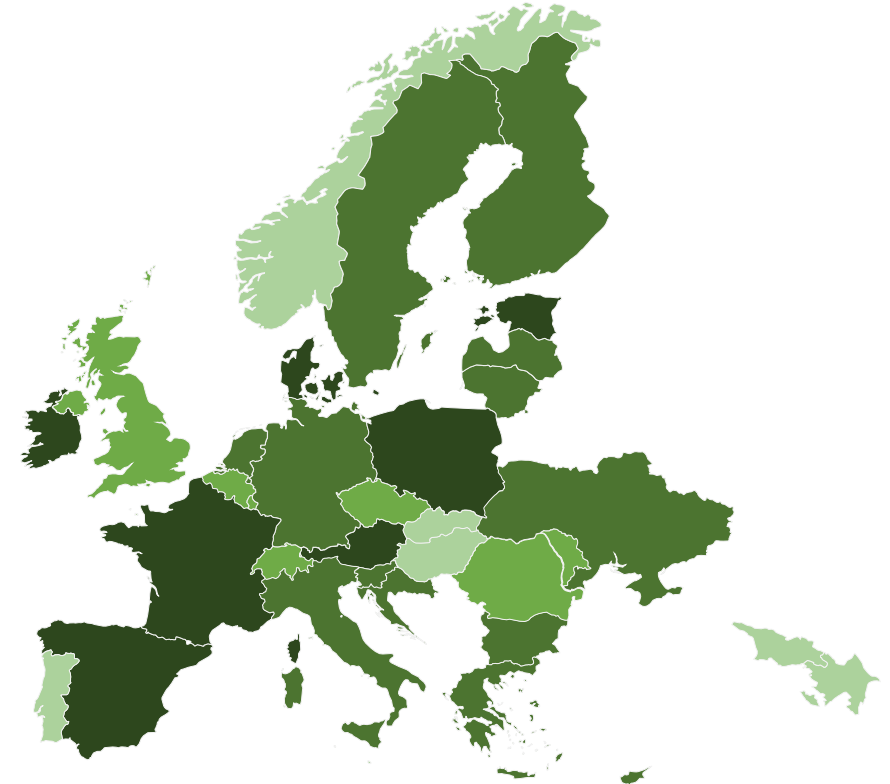
Ireland



MATURITY LEVEL RATING



OVERALL MATURITY LEVEL SEGMENTATION

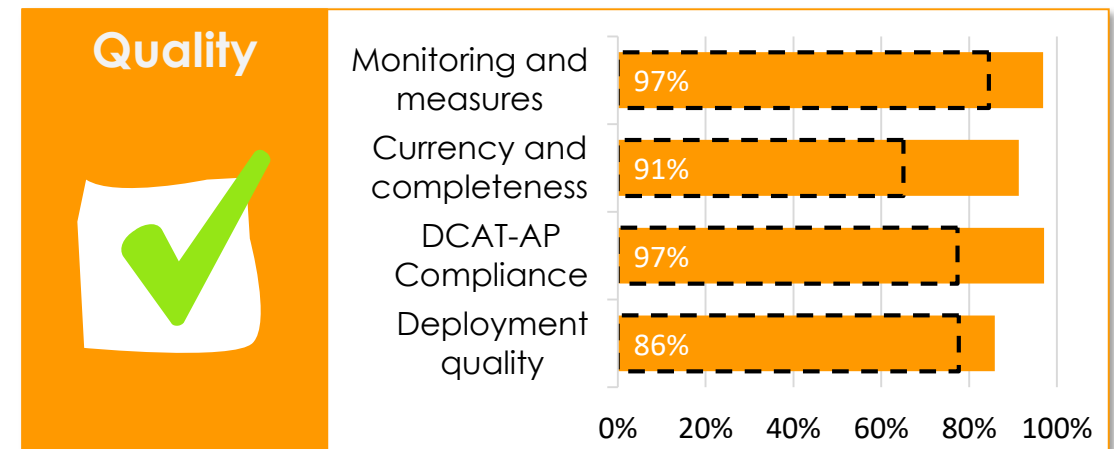
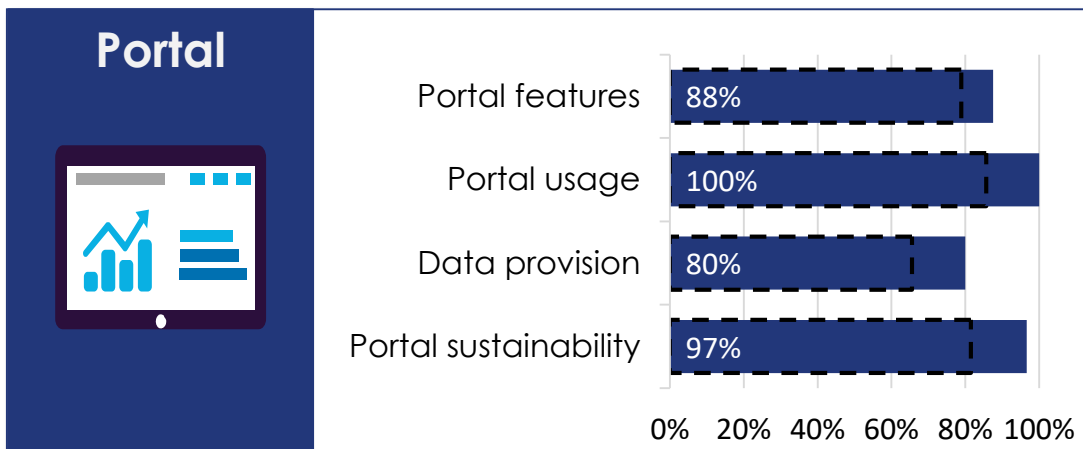
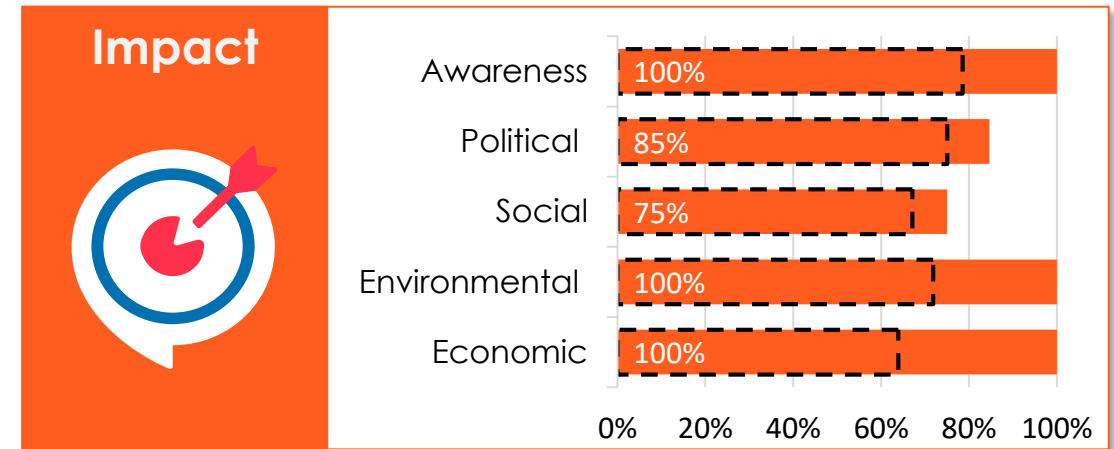
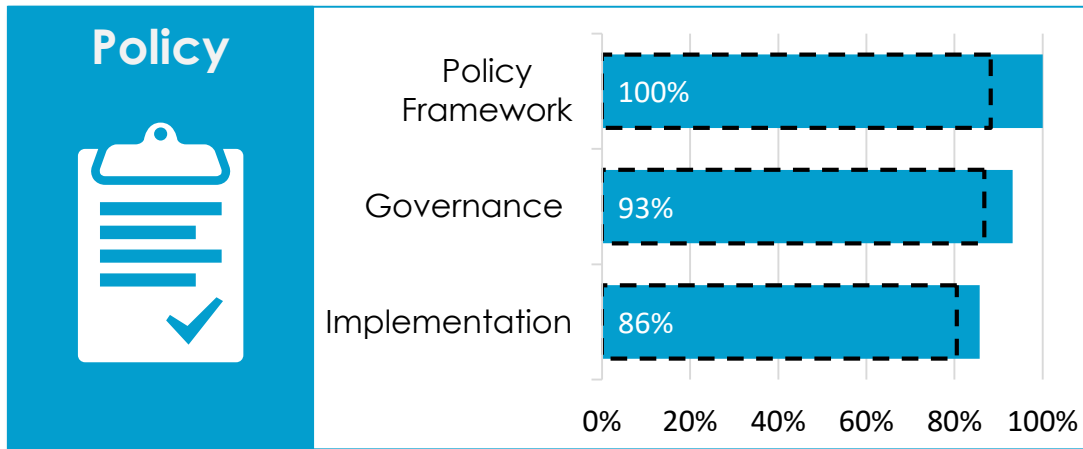


Category	Rank	IE %	EU27 %
Policy	#9	93%	85%
Portal	#2	92%	79%
Impact	#9	92%	72%
Quality	#2	93%	76%

Overall	EU27	IE
	78%	92%



DIMENSION PERFORMANCE



EU27 Average X% Ireland



ADDRESSING BARRIERS



Organisational

A challenge in Ireland is that open data (and data generally) is often viewed as the responsibility of the IT area rather than a corporate responsibility. Data management processes may not be in place and public bodies may not have a full view of the data they hold and consequently what data is suitable for release.

To address this challenge, a letter requesting a progress update report was issued to all government department in February 2020. This highlighted the importance of open data and the responsibilities of all public bodies under the national Open Data Strategy 2017-2022. The need to conduct data audits and publication plans was reiterated. A progress report against the main implementation tasks set out in the strategy was requested. This has succeeded in raising awareness of Open Data and the commitments under the OD Strategy at a senior level in public bodies.



Awareness

Ireland conducts many activities to address low awareness about the benefits of open data re-use. The Open Data Engagement Fund provides funding to projects utilizing data from the Open Data Portal (Data.Gov.ie). Journalism had been identified as an area they would like to encourage greater use of Open Data. Therefore, they funded a project directed at providing an interface to help journalists to locate and access data easier.



OPEN DATA RE-USE

The national open data portal of Ireland provides a designated area to showcase open data use cases. Datasets that have been used to build apps, websites and visualizations are being featured in articles, and written about in news reports and blog posts on the portal. The "showcases" page on the portal collect the best examples of datasets in use, to provide further insight, ideas, and inspiration.

One of these examples is the website [Where Your Money Goes](#). The website is a graphical, easy-to-use tool for examining gross government expenditure over a period of ten years. The data is presented in a variety of interactive charts and makes it easy for the user to, for example, analyse trends in government expenditure.

Last update: December 2020