

# Open data maturity

2020



**Romania**

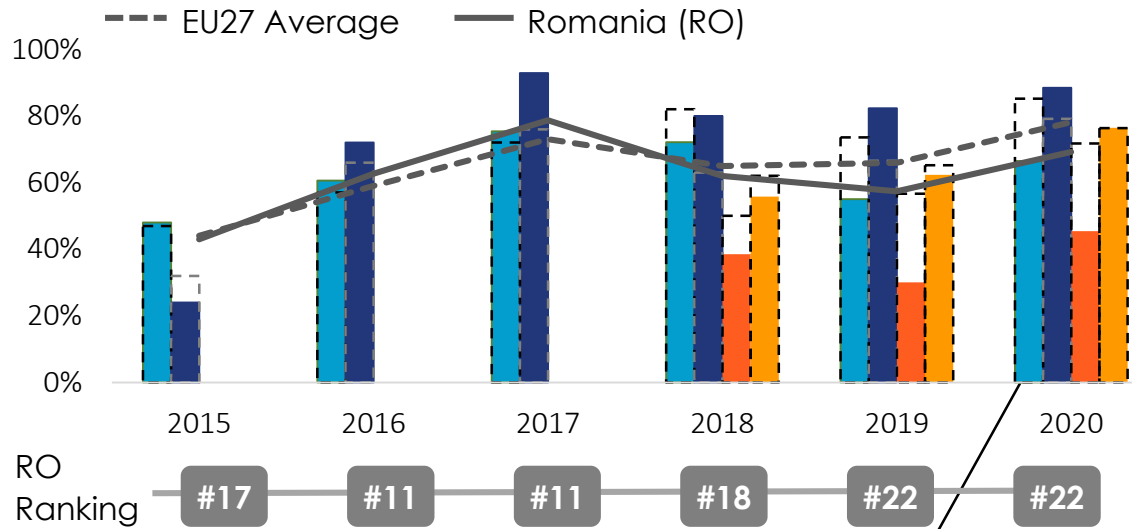


# State-of-Play on open data - 2020

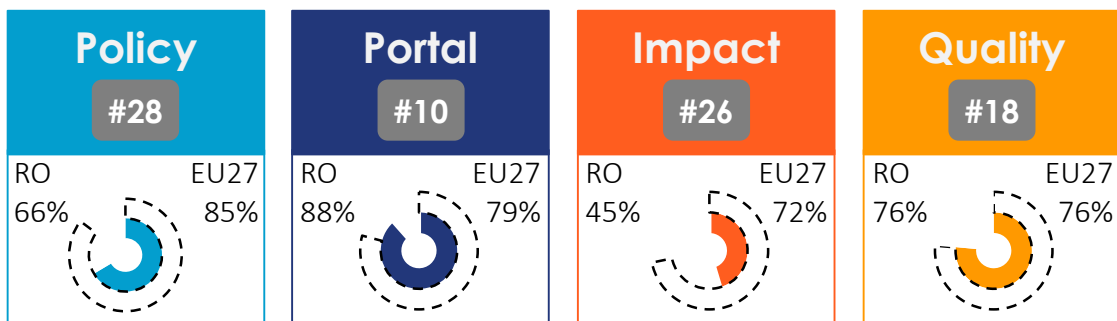
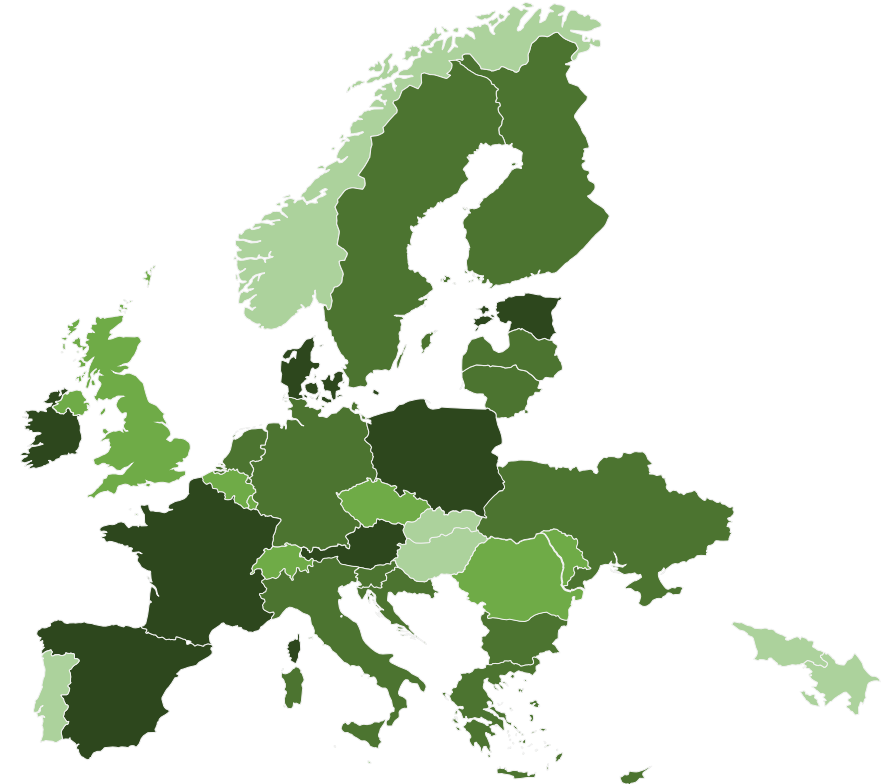
# Romania



## MATURITY LEVEL RATING

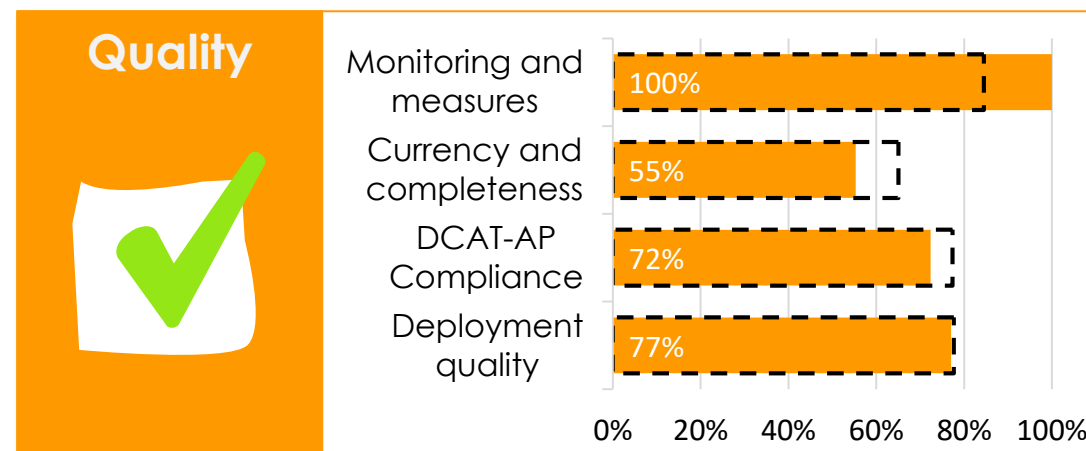
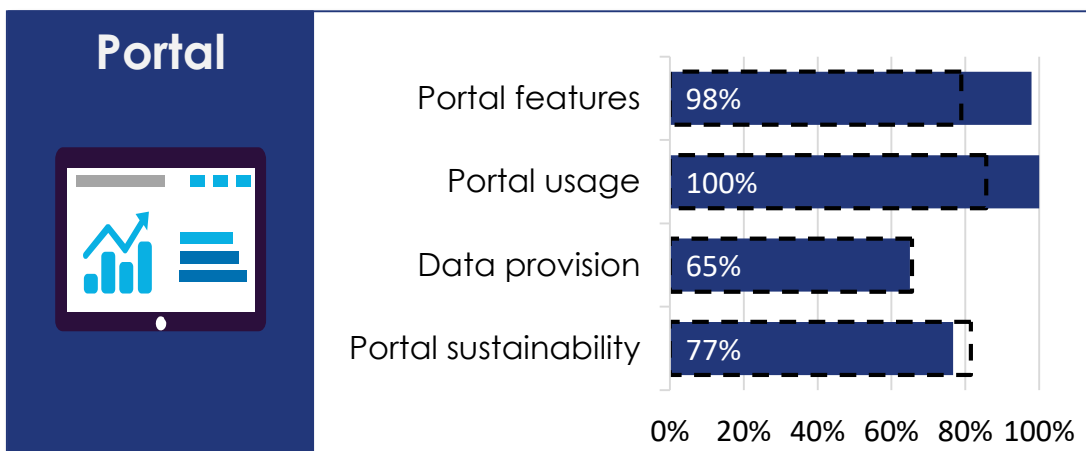
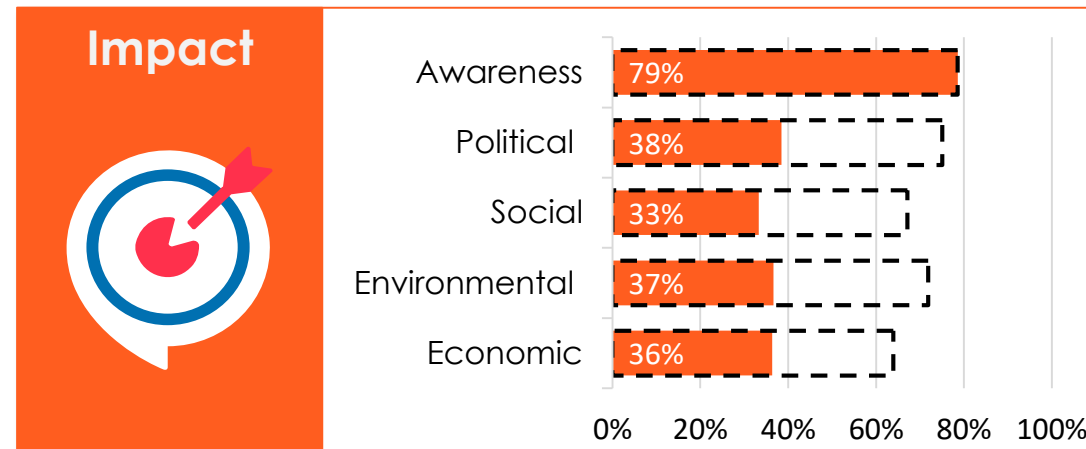
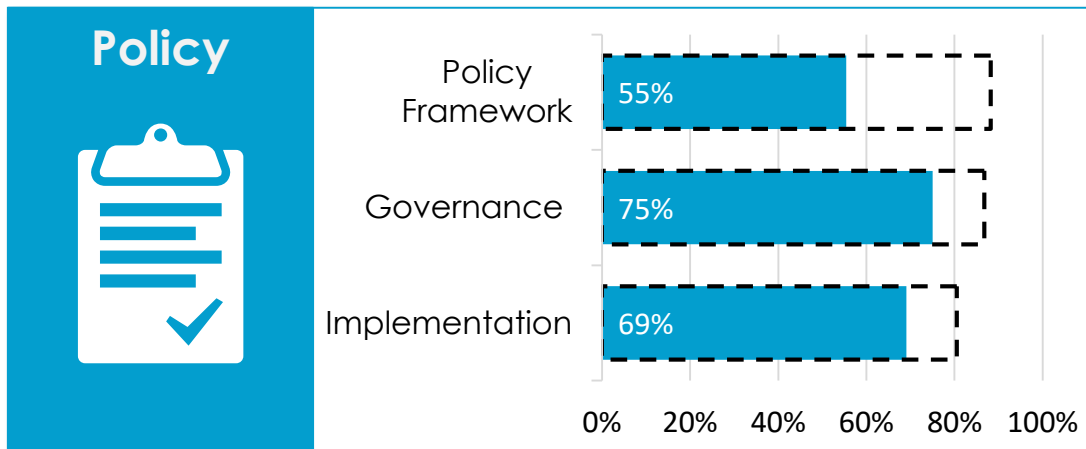


## OVERALL MATURITY LEVEL SEGMENTATION





## DIMENSION PERFORMANCE



EU27 Average 
 X% Romania



## ADDRESSING BARRIERS

### Technical

Romania has taken several steps to address technical barriers in open data publication, such as the lack of standardisation and the lack of interoperable databases. They have organized, for example: information sessions, working groups, one on one support for the adoption of technical and semantic standards, and the facilitation of collaboration with stakeholders.

### Awareness

Romania has also taken several steps to increase the awareness on published datasets and re-use terms (license). For example: social media and website blog posts, working groups, debates, promotion of available re-use funding or competitions, promotion of published HVDs and of licensing norms, and they enabled a developers' corner page with Jupyter Notebook.

### Availability

A barrier in open data re-use in Romania is irregular, non-standardised, and not interoperable open data publication. Romania has organized mixed working groups to facilitate dialogue and inform publishers on the needs and requests of users, and to enable collaborations.



## OPEN DATA RE-USE

The national open data portal of Romania provides a designated area for [open data use cases](#) to provide further insight and inspiration into how open data can be used to create services, applications, and products. Currently, the page only shows 9 open data applications, although more examples of open data re-use exist in the country.

To increase the impact of open data, Romania organised a webinar in October 2020. The aim was to promote examples of open data re-use and their impact (social, environmental, economic or political), but also to facilitate meetings and interactions between those who re-use and those who publish data, to allow a better understanding of the demand for open data.

An example of open data re-use in Romania is [the COVID-19 dashboard](#). By using open-source technologies, the developers made a map of the spatial distribution of all officially confirmed COVID-19 cases, a statistic that shows the evolution by days, as well as a graph that allows the visualization of contamination links.

*Last update: December 2020*