

Open data maturity

2020

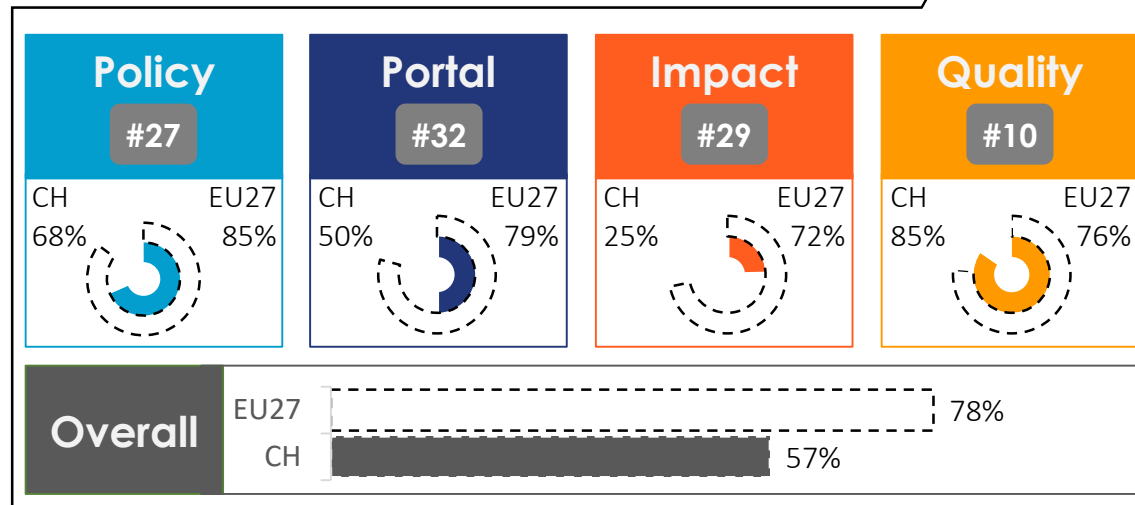
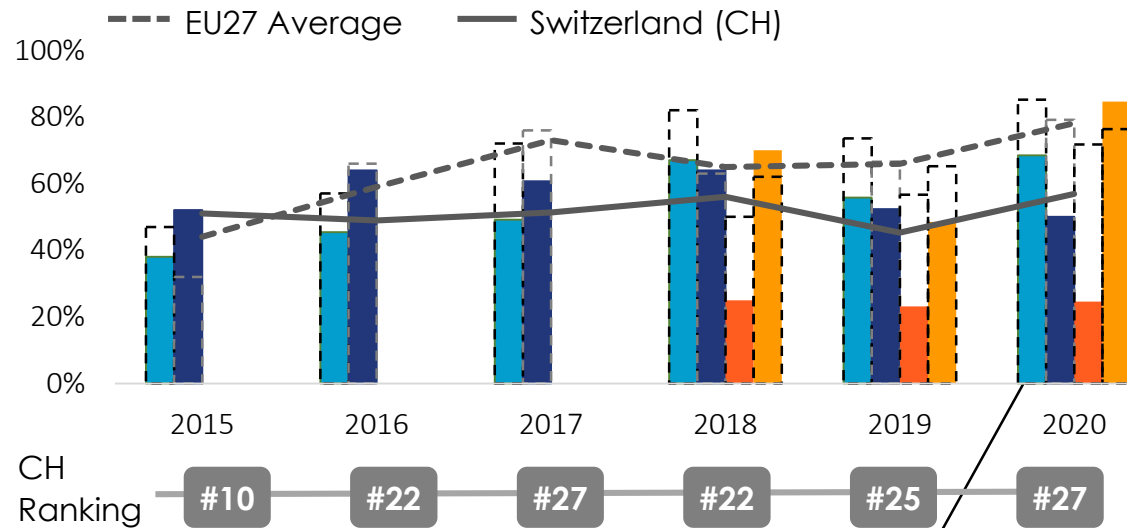


Switzerland



State-of-Play on open data - 2020

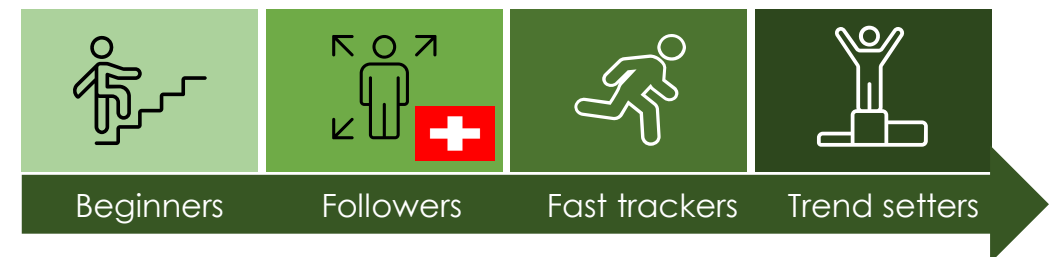
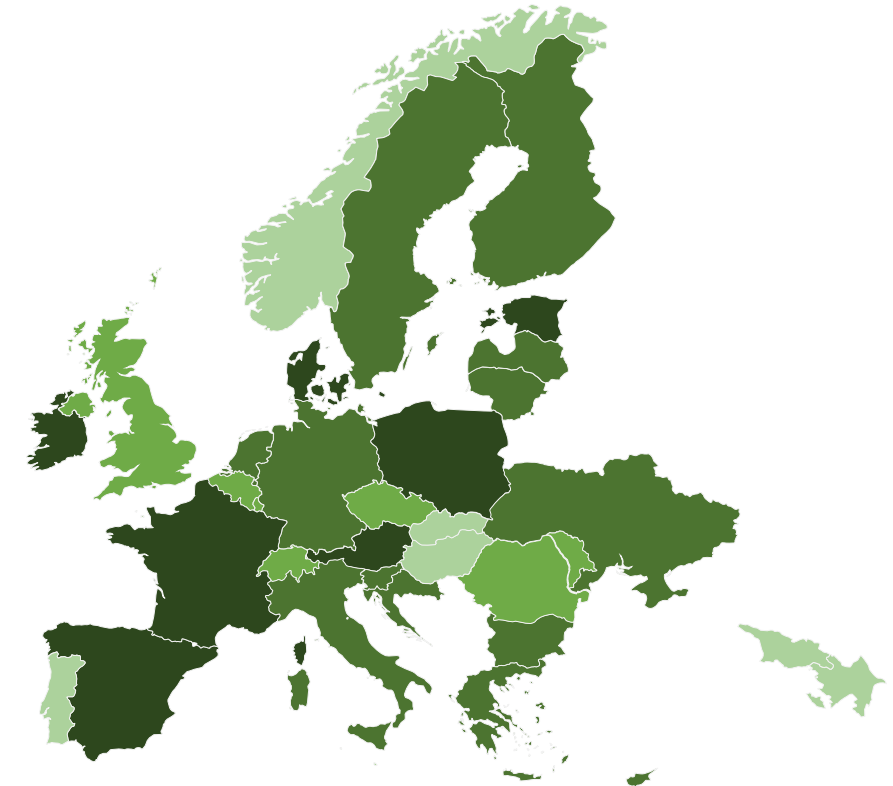
MATURITY LEVEL RATING



Switzerland

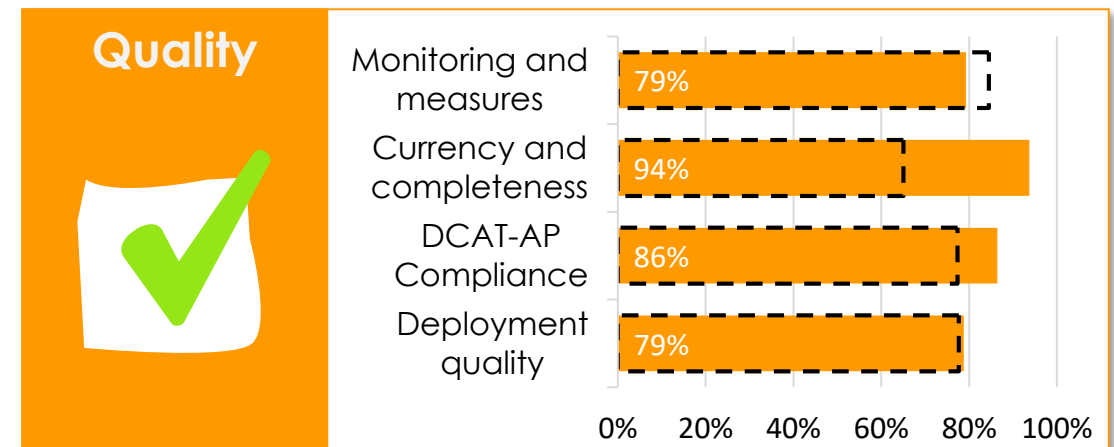
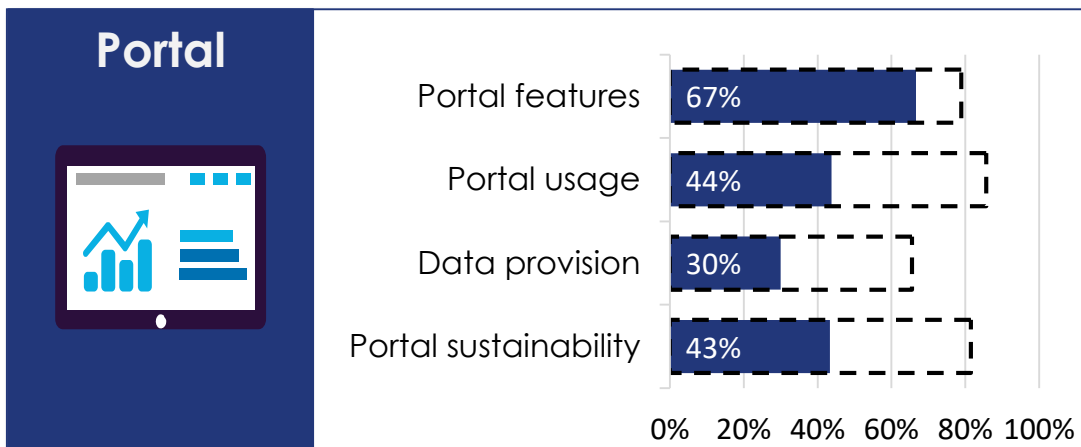
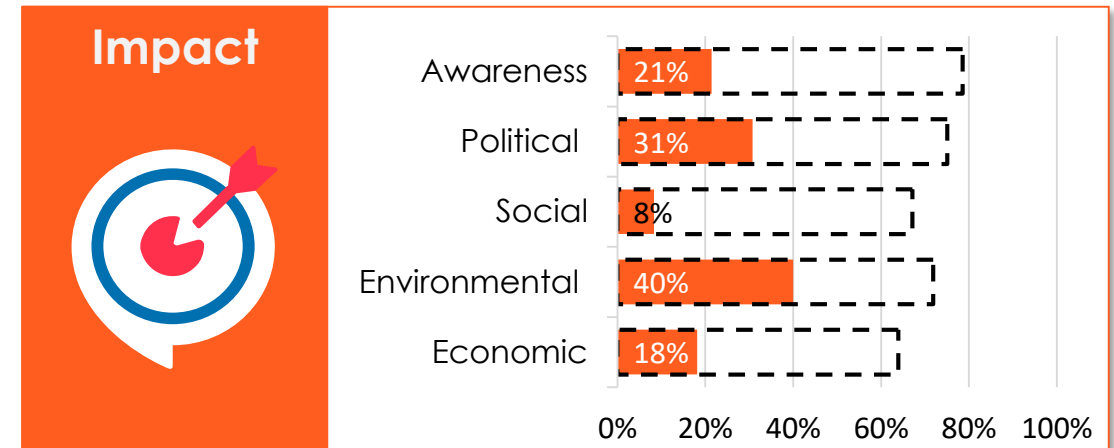
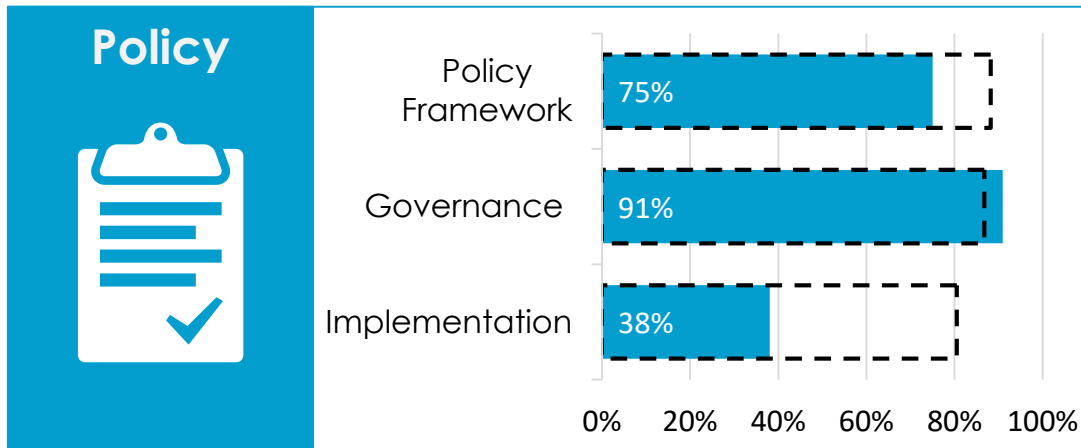


OVERALL MATURITY LEVEL SEGMENTATION





DIMENSION PERFORMANCE





ADDRESSING BARRIERS



Awareness

A challenge on the side of open data-reuse is that users often do not know that they can expect government data to be "open". Apart from increasing the classic communication measures, Switzerland is also trying to position their data offer within the communities which are currently using the data to address current topics, like gender equality, food waste, etc.



Legal

A challenge on the side of open data publication, is the legal framework in Switzerland. Due to the current legal framework, the use for commercial purposes of a part of the high-value data is still restricted. Therefore, the definition of a legal framework completely compatible with open data is currently in preparation. A synchronization with other topics like digital government is also being designed.



Governance

Open data puts a lot of focus on the data output, this brings however a lot of questions about the data value chain. A superordinate data governance should be able to answer these questions, but a clear data governance is however lacking in today's landscape. To address the challenge of governance, there are data officers at department level who build a network and coordinate the implementation of Open by Default. A Data Science Competence Center is also being built. Together with other projects (for instance introducing "Once Only") steps are being made to define a data governance.



OPEN DATA RE-USE

The national open data portal of Switzerland provides a designated area for open data use cases to provide further insight and inspiration into how open data can be used to create services, applications, and products. Currently, the page shows 46 open data re-use cases. When clicking on an application, the visitor does not only receive information about the application itself, but also information about what open datasets are used to develop the application and a direct link to these datasets.

An example of open data re-use is the [Corona Dashboard](#), that visualizes the COVID-19 status and allows users to compare countries and regions relative to their population. The dashboard shows, for example, the number of confirmed cases for a selected period.

Another example is an [app](#) that visualizes the utilization of the network of Verkehrsbetriebe Zürich (VBZ) at different times. For each route section, the total hourly number of passengers and the average load factor of the vehicles are displayed separately for each direction. In addition, a distinction can be made between weekend and working days.

Last update: December 2020