

# The Open Data Re-use by Kenedict Innovation Analytics

January 2017





*“Open Data enhances the insights we give to our clients”*

## The Company

Kenedict is a company from the Netherlands which was founded in 2013. Kenedict is active in the innovation sector and provides both products and services around network and market analyses.

[www.kenedict.com](http://www.kenedict.com)

## Key Facts



### Type & Ownership

- For-profit organisation
- The CEO

### Employees

- 0 – 5 FTE internal
- 0 – 5 FTE external

## Open Data



### Importance

- 0 – 5% turnover linked to Open Data
- 0 – 5 FTE working on Open Data

### Data

- From which domains?
  - Science & Technology
- From which countries?
  - Netherlands
  - EU-wide
- From which sources?
  - EU Open Data Portal

## The Business Model: Kenedict is an Aggregator

### Clients

- B2B

### Sources of revenue

- Market intelligence research

### Distribution mechanism

- Customised deliverables

“We analyse our clients’ market environments to provide them with better insights with regards to their performance in relation to their competitors”



## The challenges with Open Data

### Finding Open Data

- Availability is often excellent, but its usefulness differs

### Working with Open Data

- Requires a more versatile approach than normal data

### Commercialising Open Data

- Kenedict is commercialising Open Data by using it to enhance services, improving the advice they can give to the clients

## Jobs and Open Data

### Profile

- Developers who can deal with numerous data formats

### Skills

- Technical skills as well as domain knowledge

### Training

- The company is an independent contractor

### Language

- Dutch and English



## Open Data for Kenedict Innovation Analytics



### Most important benefit

*“Open Data helps Kenedict to provide an extra perspective to show the impact of the client”*



### Most important barrier

*“The lack of centralisation of innovation-related data, making it difficult to find the data Kenedict needs”*



### Wishlist

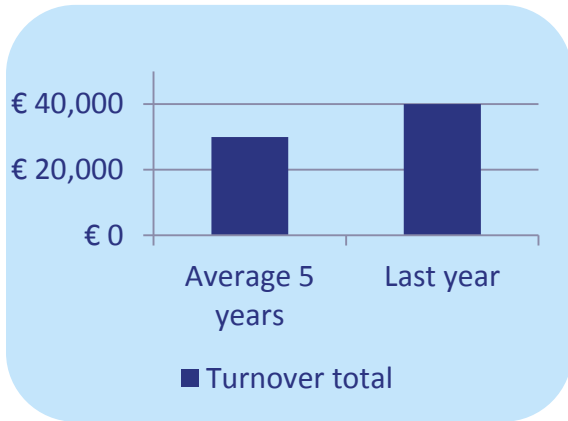
*“The full publication of the data on Europes patents”*



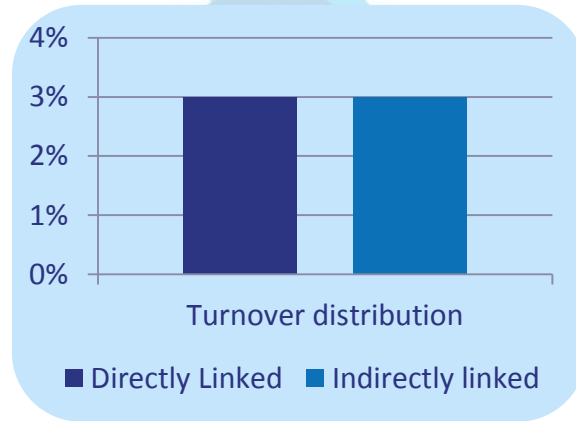
### Success factor

*“Having good search and filter functionalities to go through the data”*

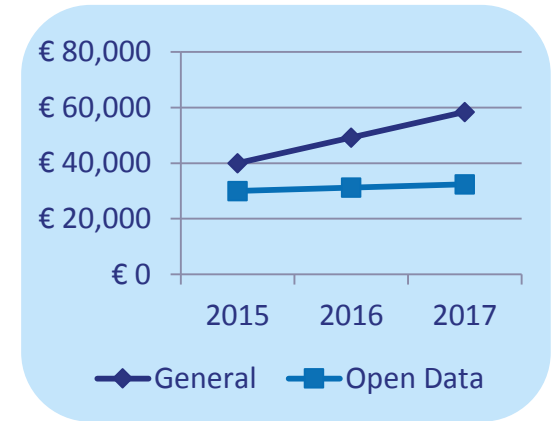
### Turnover total



### Turnover linked to Open Data



### Forecasted growth



By visualising Data and Open Data, Kenedict leverages all the wealth of information to deliver insights